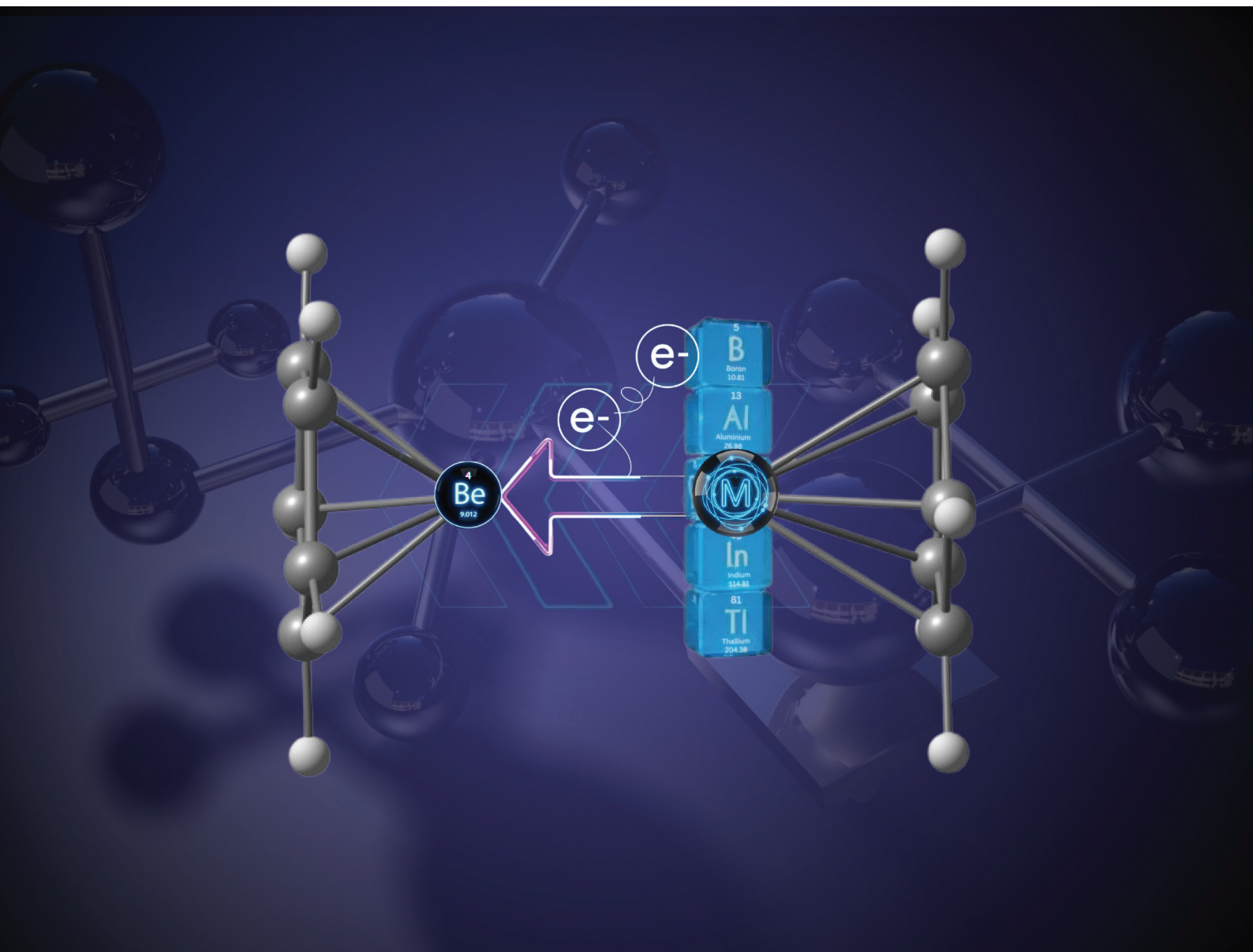


Dalton Transactions

An international journal of inorganic chemistry

rsc.li/dalton



ISSN 1477-9226

PAPER

Fathima Thanha Thazhe Namboorikandy and
Pattiyil Parameswaran
Cationic beryllium–group 13 heterobimetallic dimetalocenes
with a donor–acceptor bond

Cite this: *Dalton Trans.*, 2026, **55**, 1140Received 1st October 2025,
Accepted 18th November 2025

DOI: 10.1039/d5dt02345a

rsc.li/dalton

Cationic beryllium–group 13 heterobimetallic dimetalloenes with a donor–acceptor bond

Fathima Thanha Thazhe Namboorikandy  and Pattiyil Parameswaran *

A comprehensive geometrical and bonding analysis of heterobimetallic dimetalloenes of the form $[\text{Cp}-\text{Be}-\text{M}-\text{Cp}]^+$, where M represents group 13 elements (B, Al, Ga, In, Tl), is presented. The equilibrium geometry of dimetalloenes indicates a collinear geometry along the centre of the two Cp rings, the Be centre and the group 13 element, except for the Tl complex. Optimised geometries reveal that Be–C bond distances decrease when the group 13 element changes from B to Tl. The molecular orbital and NBO analyses show a Be–M σ -bond formed by the overlap of the 2s orbital of Be with the sp^n hybrid orbital of the group 13 element. The percentage of s character in the sp^n hybrid orbital increases as the group 13 element changes from B to Tl. However, the natural population analysis (NPA) indicates a significant charge polarisation with a low value of the Wiberg bond index. Energy decomposition analysis with natural orbitals for chemical valence (EDA-NOCV) reveals that the Be–M σ bond can be represented by a donor–acceptor interaction ($\text{Cp}-\text{Be}^+ \leftarrow \text{M}-\text{Cp}$). Apart from the σ bonding interaction, there exists a slight π bonding interaction arising from hyperconjugative donation from the $[\text{BeCp}]^+$ bonding molecular orbital to the $[\text{BCp}]$ antibonding molecular orbital. Even though the strength of the Be–M bond decreases, the percentage of covalent interaction increases when the group 13 element changes from B to Tl.

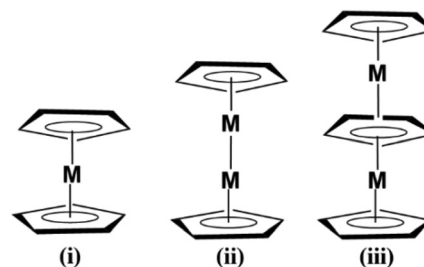
Introduction

The revolutionary discovery of ferrocene by Kealy and Pauson¹ in 1951 led to the origin of a novel class of compounds in organometallic chemistry, metallocenes, also called ‘sandwich compounds’ (Scheme 1(i)). Two cyclopentadienyl rings (Cp) sandwich a metal centre to form a metallocene.^{2–4} Derivatives of metallocenes with the general formula $(\text{Cp})_2\text{M}$ (where Cp is cyclopentadienyl and M is the metal centre) have been reported for many elements in the periodic table over the years.^{5–7} The discovery and isolation of the $[\text{Cp}_3\text{Fe}_2]^+$ (ref. 8) and Cp_3Ni^+ (ref. 9 and 10) cations, where the metal atom is stacked between three cyclopentadienyl rings, marked a major step in multi-decker metallocenes^{11–13} (Scheme 1(ii and iii)). Metallocenes have a wide range of applications in various fields, including catalysis,^{14–16} biomedicine,^{17–19} cathodic batteries,^{20–22} and sensor design.^{23–25}

The unexpected discovery of decamethylzincocene ($\text{Cp}^*-\text{Zn}-\text{Zn}-\text{Cp}^*$, $\text{Cp}^* = \text{C}_5\text{Me}_5$)²⁶ by Carmona and coworkers in 2004 opened a new dimension in metallocene chemistry. In this D_{5h} symmetric compound, a pair of Zn atoms is sandwiched between two Cp^* rings, and the Zn–Zn bond is aligned collinearly with the C_5 axes of the Cp^* rings. Carmona also

synthesised a similar dizincocene, $\text{Zn}_2(\eta^5-\text{C}_5\text{Me}_4\text{Et})_2$,²⁷ with a substituted cyclopentadienyl ring. Kress^{28–32} confirmed from the electronic structural studies that the Zn atom has a +1 oxidation state rather than the usual +2 oxidation state for group 12 metals. Later, theoretical studies by many scientists concluded that the Zn–Zn bond is a single σ bond supported by weak π -type d–d and p–p interactions.^{33,34} Later, other bimetallic metallocenes of group-12 elements, including Zn,^{35,36} Cd^{37,38} and Hg,³⁹ were also theoretically predicted (Scheme 1(ii)).

The discovery of transition metal dimetalloenes paved the way for main-group dimetalloenes. Schaefer and co-workers⁴⁰ theoretically predicted the existence of homobimetallic dimetalloenes of alkaline-earth metals based on the view that both



Scheme 1 Structures of the (i) metallocene, (ii) dimetalloene and (iii) triple-decker metallocene.

Department of Chemistry, National Institute of Technology Calicut, Kozhikode, Kerala, 673601, India. E-mail: param@nitc.ac.in



Zn and alkaline-earth metals possess an ns^2 valence shell electronic configuration. Similarly, the electronic structure of stable binuclear metallocenes of group 2 metals has also been studied.⁴¹ Frenking and coworkers subsequently studied multimetalloenes with Be, Mg, Ca, and Zn.⁴² These studies showed that Cp_2Be_2 (or $Cp^*_2Be_2$) is more stable than $Cp^*_2Zn_2$. This led to the groundbreaking discovery of unusual metal–metal bonding among the main-group homobimetallic dimetalloenes. Boronski, Aldridge, and co-workers experimentally characterised a diberyllocene with a Be–Be single bond.⁴³ They also isolated complexes with the first Be–Zn, Be–Al,⁴⁴ Be–In and Be–Ga⁴⁵ bonds. Later, many other complexes with homobimetallic⁴⁶ and heterobimetallic⁴⁷ bonding involving Be and alkaline earth metals have been reported. The metal–metal bonding in homonuclear dimetalloenes of Be, Mg, and Ca has been investigated in a theoretical study of $A_2N-MM'-NA_2$ ($A = H, Li, Na$)⁴⁸ complexes. However, dimetalloenes of p-block elements are still unknown. Despite numerous attempts to isolate a silicon dimetalloene, all of them failed, as the alleged decamethylsilocene disproportionates into silicon (0) and decamethylsilocene (Cp^*_2Si).^{49,50} Main-group bis-element sandwiches formed by donor–acceptor interactions of MCp and ECp ($M = Li, Na, K; E = B, Al, Ga$) have been studied by Timoshkin and Schaefer.⁵¹ Previous theoretical work⁵² and recent experimental studies⁵³ have shown that heterobimetallic dimetalloenes with donor–acceptor interactions can preferentially adopt double-decker structures, such as $[CpBe...CpE]^+$, rather than the conventional dimetalloene form $[CpBe \leftarrow ECp]^+$. Recently, a lithium–aluminium dimetalloene with a highly polar Li–Al bond was isolated by Schaefer in 2024.⁵⁴ It is significantly reinforced by dispersion interactions, which arise between the two highly substituted Cp ligands. Li and co-workers elucidated the bonding characteristics in $(\eta^5-C_5H_5)_2M_2$ complexes through computational analysis.⁵⁵ Meanwhile, Gosch and Wilson⁵⁶ expanded this understanding by examining related heterobimetallic systems, thereby providing a comparative perspective on metal–metal and metal–ligand interactions across main-group and transition metals.

Unlike classical transition metal metallocenes, such as Cp_2Fe , which exhibit significant covalent bonding due to d-orbital participation, metallocenes of alkaline earth metals, like Cp_2Ba , are predominantly ionic, reflecting pronounced differences in bonding nature and reactivity. However, the bonding in heterobimetallic dimetalloenes incorporating both beryllium and group 13 elements remains largely unexplored. At the same time, similar systems with two of the same metals or with group 1 and group 13 metals have been studied. Notably, beryllium is expected to favour electrostatic interactions, whereas group 13 metals are known for electron sharing and multicenter bonding. This research gap leaves open the question of how these differing bonding tendencies interact within a single molecule. We hypothesise that such systems may exhibit unique donor–acceptor interactions, offering new insights into bonding beyond the established electrostatic and covalent paradigms in metallocene chemistry.

Results and discussion

The optimised geometries of dimetalloenes $[Cp-Be-M-Cp]^+$ ($M = B-Tl$), along with important structural parameters such as Be–Cp, Be–M, and M–Cp bond distances, are shown in Fig. 1. The centres of the two $\eta^5-C_5H_5$ groups and the two metal atoms are collinear in all dimetalloenes, except for the Tl dimetalloene. The cyclopentadienyl rings deviate slightly from an ideal eclipsed conformation, exhibiting a minor variation in their relative orientation.

The Be–C bond distances decrease as the group 13 element changes from B to Tl. This can be attributed to the donation of electrons from the bonding molecular orbital corresponding to Cp and Be interactions in $[CpBe]^+$ to the antibonding molecular orbital corresponding to Cp and M interactions in $[MCp]$ (*vide infra*). All metal–metal interactions can be considered as single bonds, where these distances are slightly shorter than single bond covalent radii proposed by Pyykkö and Atsumi, with values of 1.02 Å (Be), 0.85 Å (B), 1.26 Å (Al), 1.24 Å (Ga), 1.42 Å (In), and 1.44 Å (Tl).⁵⁷ Although certain values are derived from a limited sample size (notably for Be), they provide a valuable comparison of metal–metal bonding. The Be–M ($M = Al, Ga, In$) bond distances observed in our complexes were compared with experimentally reported values. The experimentally known Be–Al bond lengths are 2.474 Å and 2.432 Å,⁴⁴ while the calculated Be–Al distance in $[Cp-Be-Al-Cp]^+$ is 2.279 Å. The calculated value closely matches the expected value for a typical single covalent bond. The Be–Ga (2.206 Å)⁴⁴ and Be–In (2.358 Å)⁴⁵ bond lengths determined experimentally align well with our calculated values of 2.213 Å and 2.364 Å, respectively.

Except for the Be–Tl dimetalloene, all other dimetalloenes have almost similar metal–ring (M–C) bond distances, which suggests that the hapticity of the cyclopentadienyl ring is 5. Cp–Be–Tl–Cp has one shorter Tl–C bond of 2.373 Å, two Tl–C bonds of 2.555 Å and two longer bonds of 2.791 Å. Therefore, the geometrical parameters suggest the bonding possibilities of $\eta^1-\eta^3$.

Our primary focus is to study the nature of metal–metal bonding in heterobimetallic dimetalloenes of Be. Molecular orbital analysis indicates that all dimetalloenes have occupied the Be–M σ -bonding orbital, *viz* HOMO–2 for $[Cp-Be-B-Cp]^+$ and $[Cp-Be-Al-Cp]^+$ and HOMO–4 for other dimetalloenes (Fig. 2). The molecular orbitals corresponding to Be–M π bonds are vacant. However, the valence p orbitals of Be and group 13 elements are involved in bonding interaction with π -molecular orbitals of the cyclopentadienyl ring, as indicated by the frontier occupied molecular orbitals of the system. All the MOs of the five dimetalloenes of Be are given in the SI. All the molecules exhibit a significant HOMO–LUMO energy gap, indicating their greater stability. The aforementioned bonding description is corroborated by the numerical data obtained from the natural bond orbital (NBO) analysis (Table 1). The Be atom in all dimetalloenes shows a positive value, which lies in the range of 1.27–1.53e. The positive charge on Be is moreover consistent with the electronegativity



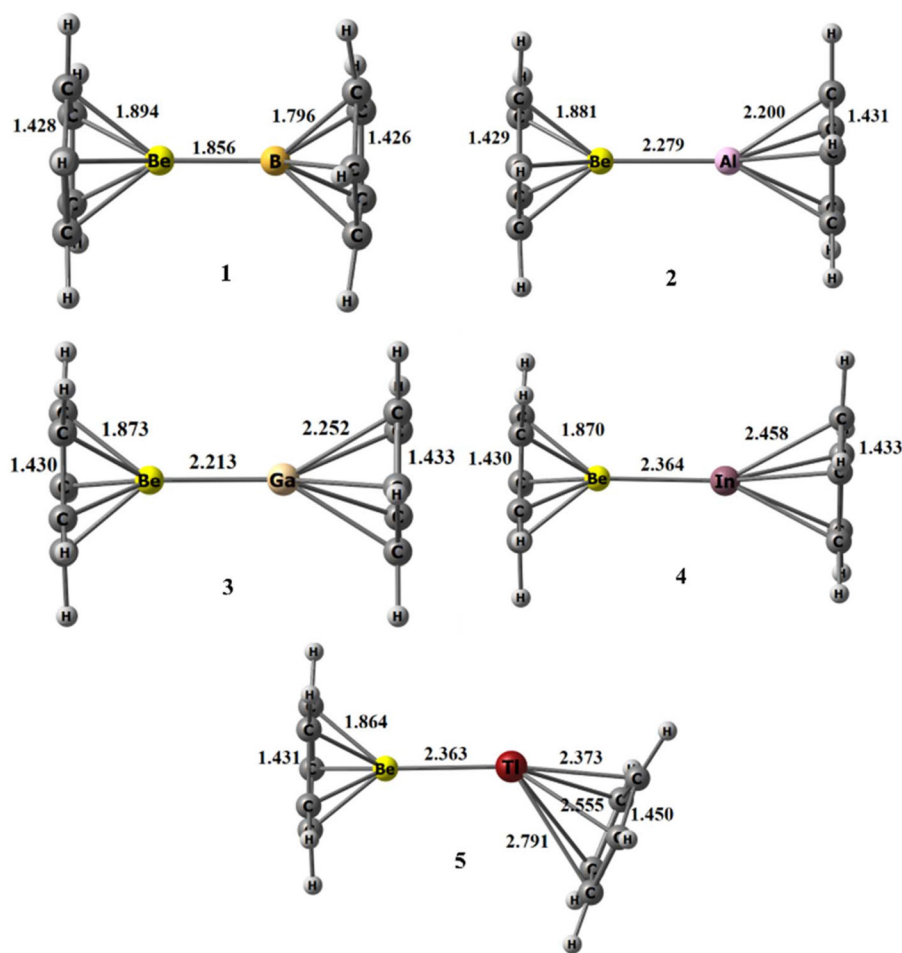


Fig. 1 Equilibrium geometries of (1) $[\text{Cp-Be-B-Cp}]^+$, (2) $[\text{Cp-Be-Al-Cp}]^+$, (3) $[\text{Cp-Be-Ga-Cp}]^+$, (4) $[\text{Cp-Be-In-Cp}]^+$ and (5) $[\text{Cp-Be-Tl-Cp}]^+$ at the BP86/def2-TZVP level of theory. Bond distances are given in angstroms (Å).

of the attached group 13 element, where the Be atom shows the highest positive charge in $[\text{Cp-Be-B-Cp}]^+$. The charge analysis suggests that Be is electrophilic. However, it should be noted that previously reported beryllium–aluminyl complexes by Boronski and Aldridge⁴⁴ suggested a nucleophilic $\text{Be}(\delta^-)$ – $\text{Al}(\delta^+)$ bond. This variation is attributed to the difference in the electronegativity of the atom/group attached to Al. The atoms/groups coordinated to aluminium in the beryllium–aluminyl complex are two N atoms and one O atom, whereas the atom/group attached to Al in $[\text{Cp-Be-Al-Cp}]^+$ is a C atom. The charge of the Cp ring is negative except for that of the Cp ring attached to B. This indicates a significant electrostatic interaction between Be and the group 13 element, as indicated by the relative contribution of the orbital towards the Be–M bond (Table 2). The Wiberg bond index (WBI) values are less than one, indicating charge polarisation in the Be–M bond. The charge difference between Be and group 13 elements is in the order of $\text{Be-B} (1.78e) \gg \text{Be-Tl} (0.77e) > \text{Be-Ga} (0.74e) > \text{Be-In} (0.71e) > \text{Be-Al} (0.50e)$. The calculated WBI values are correlated with the above-mentioned charge differences. The Be–M σ -bond is formed by the overlap of the 2s orbital of Be

(90.37%–94.20%) with the sp^n hybrid orbital of the group 13 element, M. The percentage of s character in the sp^n hybrid orbital increases as the group 13 element changes from B (55.78%) to In (84.7%). Therefore, the orbital overlap increases as the group 13 element changes from B to Tl in $[\text{Cp-Be-M-Cp}]^+$. The NBO calculation reveals a lone pair on Tl, with a major contribution from the 6s orbital (94.2%), having an occupancy of 1.72e (Table 2). The η^1 to η^3 hapticity of the Cp ring connected to Tl can be attributed to the larger atomic size as well as the predominant relativistic effect of the 6s orbital of Tl.⁵⁸

To understand the quantitative nature of the above-mentioned bonding description, we have performed an energy decomposition analysis coupled with natural orbital for chemical valence (EDA-NOCV) for all heterobimetallic dimetalloenes $[\text{Cp-Be-M-Cp}]^+$. The choice of electronic states for the fragments is crucial in the EDA-NOCV analysis. Two different intuitive bonding possibilities have been considered for each dimetalloene (1–5, Scheme 2 and Table 3). The bonding representation **A** shows a donor–acceptor interaction with $[\text{CpBe}]^+$ and $[\text{CpM}]$ fragments. The bonding possibility **B** is an elec-



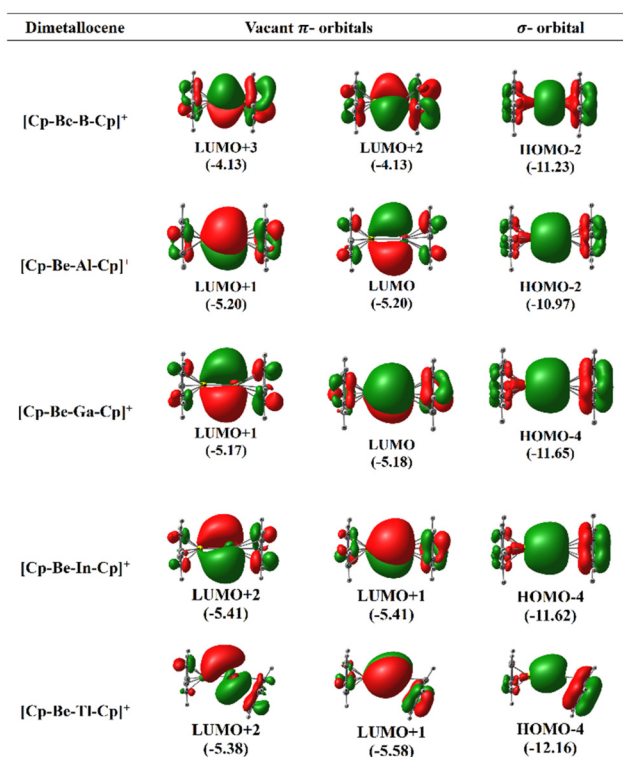
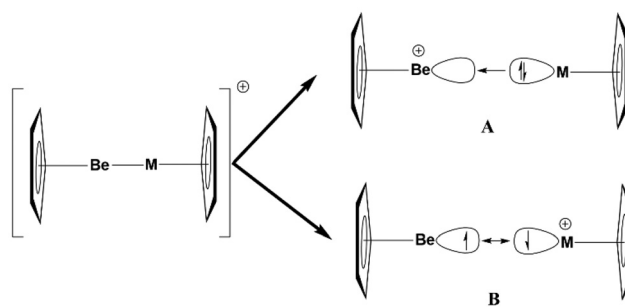


Fig. 2 Important frontier molecular orbitals of dimetalloenes at the M06/def2-TZVPP//BP86/def2-TZVP level of theory; eigenvalues are given in eV in parentheses; isosurface value = 0.03.

Table 1 Wiberg bond index and natural charge (q) in e from the NBO analysis of [Cp-Be-M-Cp]⁺ (M = B-Tl) dimetalloenes at the M06/def2 TZVPP//BP86/def2-TZVP level of theory

[Cp-Be-M-Cp] ⁺	Wiberg bond index (Be-M)	q_{Cp} (attached to Be)	q_{Be}	q_{M}	q_{Cp} (attached to M)
[Cp-Be-B-Cp] ⁺	0.475	-0.41	1.531	-0.245	+0.14
[Cp-Be-Al-Cp] ⁺	0.710	-0.71	1.271	0.764	-0.33
[Cp-Be-Ga-Cp] ⁺	0.613	-0.70	1.352	0.614	-0.27
[Cp-Be-In-Cp] ⁺	0.592	-0.71	1.354	0.639	-0.29
[Cp-Be-Tl-Cp] ⁺	0.588	-0.71	1.364	0.591	-0.25

tron-sharing interaction with [CpBe] and [CpM]⁺. The best bonding situation has the lowest numerical value for the orbital interaction term, ΔE_{orb} . The lowest orbital interaction energy, ΔE_{orb} , indicates how closely the electronic states of the fragments match with those in the molecule.⁵⁹ Since the ΔE_{orb}



Scheme 2 Schematic representation of the possible bonding interactions of the heterobimetallic dimetalloenes of beryllium, [Cp-Be-M-Cp]⁺ and fragments considered for the EDA-NOCV analysis at the BP86/TZ2P level of theory; the double-headed arrows indicate electron-sharing interactions and the single-headed arrows indicate donor-acceptor interactions.

value for bonding representation **A** is relatively low compared to that of **B** for all dimetalloenes, the former representation can be considered as the best bonding representation. It is noteworthy that the ΔE_{Pauli} for the bonding representation **B** is much higher than that in bonding representation **A**. The preparation energy (ΔE_{prep}) for bonding possibility **A** is lower than for the other possibilities studied. Hence, bonding possibility **A** is considered for further analysis. The ΔE_{int} can be considered as the measure of the strength of the Be-M bond, which increases as the group 13 element changes from B to Tl. The ΔE_{int} correlates well with the dissociation energy of the Be-M bond as well. The electrostatic interaction energy, ΔE_{elect} , increases and Pauli's repulsion energy, ΔE_{Pauli} , decreases as M changes from B to Tl. On the other hand, the variation in orbital stabilisation energy, ΔE_{orb} , is minimal. Among the attractive components of interaction energy, the percentage of orbital stabilisation energy, ΔE_{orb} , increases (38.64 to 90.16%) and the percentage of electrostatic energy, ΔE_{elect} , decreases (61.35% to 9.83%) when the group 13 element moves down the group (Fig. 3). The Be-M σ -bond is formed by the donation of a lone pair of electrons from the sp^n hybrid orbital of the group 13 element to the vacant 2s orbital of Be (Fig. 4). The charge difference between [CpBe]⁺ and [MCp] and the electronegativity difference between Be and the group 13 element, M, is of the order Be-B \gg Be-Ga > Be-In > Be-Tl > Be-Al, which accounts for the increased covalent character as the group 13 element changes from B to Tl, except for [Cp-Be-Al-Cp]⁺.

Table 2 Bond orbital occupancy (BO) from the NBO analysis of [Cp-Be-M-Cp]⁺ at the M06/def2 TZVPP//BP86/def2-TZVP level of theory

Be-M	Occupancy	Contribution from Be		Contribution from M		Relative contribution (Be : M)
		s-Orbital contribution	p-Orbital contribution	s-Orbital contribution	p-Orbital contribution	
Be-B	1.99	94.20%	5.79%	5.79%	44.07%	15.3 : 84.6
Be-Al	1.99	91.64%	8.14%	8.14%	24.45%	25.8 : 74.1
Be-Ga	2.00	90.37%	9.54%	9.54%	16.25%	20.8 : 79.1
Be-In	2.00	90.51%	9.21%	9.21%	15.12%	19.9 : 80.0
Be-Tl	—	—	—	—	—	—



Table 3 Detailed results of EDA-NOCV analysis for bonding possibilities A and B (Scheme 2) of dimetalloenes at the BP86/TZ2P level of theory; energies are given in kcal mol⁻¹

	Be-B		Be-Al		Be-Ga		Be-In		Be-Tl		Be-B	
	A	B	A	B	A	B	A	B	A	B	A	B
ΔE_{int}^a	-120.45	-146.43	-78.78	-121.80	-66.69	-150.68	-59.05	-134.28	-49.46	-105.90	-120.45	-146.43
$\Delta E_{\text{elect}}^a$	-101.67	-101.40	-35.69	-80.70	-25.30	-114.28	-15.32	-124.42	-6.08	-147.39	-101.67	-101.40
	(61.35%)	(24.20%)	(35.48%)	(25.60%)	(29.89%)	(30.66%)	(20.74%)	(35.80%)	(9.83%)	(43.29%)	(61.35%)	(24.20%)
$\Delta E_{\text{Pauli}}^a$	50.35	277.60	26.08	197.70	22.54	226.54	19.60	217.97	17.67	239.80	50.35	277.60
ΔE_{orb}^a	-64.03	-317.52	-64.89	-234.53	-59.34	-258.35	-58.53	-223.03	-55.75	-193.02	-64.03	-317.52
	(38.64%)	(75.79%)	(64.51%)	(74.39%)	(70.10%)	(69.33%)	(79.25%)	(64.19%)	(90.16%)	(56.70%)	(38.64%)	(75.79%)
ΔE_{disp}^a	-5.10	-5.10	-4.28	-4.28	-4.59	-4.59	-4.80	-4.80	-5.30	-5.30	-5.10	-5.10
ΔE_{σ}^b	-49.17	-259.81	-57.81	-186.14	-50.97	-129.96	-50.54	-122.41	-47.76	-60.56	-49.17	-259.81
	(76.79%)	(81.82%)	(89.08%)	(79.36%)	(85.89%)	(50.30%)	(86.34%)	(54.88%)	(85.66%)	(31.37%)	(76.79%)	(81.82%)
$\Delta E_{\pi_{\perp}}^b$	-3.99	-31.33	-1.83	-34.08	-2.65	-90.44	-2.43	-61.94	-2.66	-93.58	-3.99	-31.33
	(6.23%)	(9.86%)	(2.82%)	(14.53%)	(4.46%)	(35.01%)	(4.15%)	(27.77%)	(4.77%)	(48.48%)	(6.23%)	(9.86%)
$\Delta E_{\pi_{\parallel}}^b$	-3.99	-10.35	-1.83	-2.65	-2.65	-20.98	-2.43	-26.08	-2.11	-11.85	-3.99	-10.35
	(6.23%)	(3.25%)	(2.82%)	(1.12%)	(4.46%)	(8.12%)	(4.15%)	(11.69%)	(3.78%)	(6.13%)	(6.23%)	(3.25%)
ΔE_{rest}^c	-6.88	-16.03	-3.42	-11.66	-3.07	-16.97	-3.13	-12.60	-3.22	-27.08	-6.88	-16.03
	(10.74%)	(5.04%)	(5.27%)	(4.97%)	(5.17%)	(6.56%)	(5.34%)	(5.64%)	(5.77%)	(14.02%)	(10.74%)	(5.04%)
ΔE_{prep}^d	11.93	37.91	11.29	54.31	26.96	110.95	18.91	94.14	11.05	67.49	11.93	37.91
$-D_e^d$	-108.52	-108.52	-67.49	-67.49	-39.73	-39.73	-40.14	-40.14	-38.41	-38.41	-108.52	-108.52

^a Values in parentheses give the percentage contribution to $\Delta E_{\text{orb}} + \Delta E_{\text{elect}}$. ^b Percentage contribution to ΔE_{orb} . ^c $\Delta E_{\text{rest}} = \Delta E_{\text{orb}} - (\Delta E_{\sigma} + \Delta E_{\pi_{\perp}} + \Delta E_{\pi_{\parallel}})$. ^d Dissociation energy (D_e).

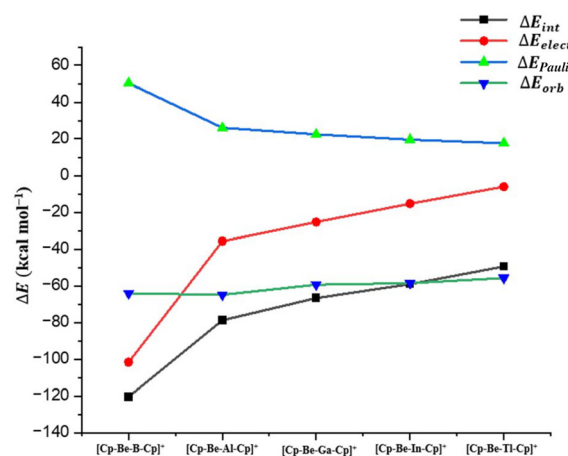


Fig. 3 The variation of ΔE_{int} , ΔE_{elect} , ΔE_{Pauli} and ΔE_{orb} as the group 13 element changes from B to Tl from the EDA-NOCV analysis of $[\text{Cp}-\text{Be}-\text{M}-\text{Cp}]^+$ at the BP86/TZ2P level of theory; energies are given in kcal mol⁻¹.

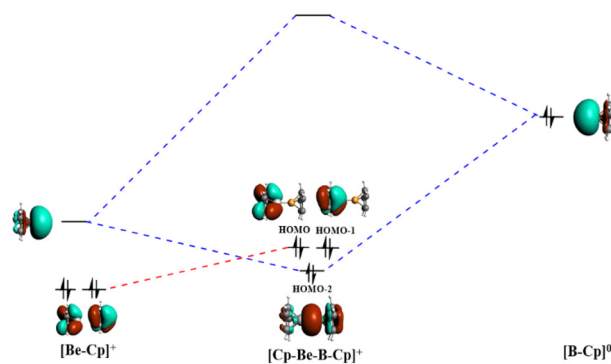


Fig. 4 Orbital interaction diagram of the $[\text{Cp}-\text{Be}-\text{B}-\text{Cp}]^+$ dimetalloene showing frontier valence MOs. The fragments are $[\text{CpBe}]^+$ (left side) and $[\text{BCp}]^0$ (right side).

The orbital stabilisation energy (ΔE_{orb}) can be categorised into three symmetry-adapted components: one σ -interaction and two π -interactions (π_{\parallel} and π_{\perp}). The σ bonding energy (ΔE_{σ}) is the primary component of orbital interactions in all dimetalloenes. This arises from the donation of a lone pair of electrons from $[\text{CpM}]$ to an empty sp^n hybrid orbital of $[\text{CpBe}]^+$. The deformation densities $\Delta\rho_1$ in Fig. 5 represent this σ -bonding interaction. Hence, the σ -bonding interaction in dimetalloenes can be best described by a donor-acceptor (Be \leftarrow M) bond, with a significant contribution from electrostatic interaction (61.35%) (HOMO-2, Fig. 2, and $\Delta\rho_1$, Fig. 5). It is notable that the percentage of electrostatic interactions is lower than that of orbital interactions for all other heavier group 13 compounds. The donor fragment orbital of BCp is an sp^n hybrid orbital on B, with the back lobe strongly bonding with all in-phase π -molecular orbitals of the Cp ring (Fig. 4). As a result, there is a net charge transfer from the Cp ring to B. Since the electronegativity of heavier group 13 elements is

much lower than that of B, electrostatic interactions between Cp and these heavier elements are more dominant. Consequently, the Cp ring carries a slight positive charge, while the group 13 element bears a slight negative charge in $[\text{Cp-Be-B-Cp}]^+$. An opposite trend is observed in the heavier group 13 analogues. It is to be noted that the previously reported heterobimetallic dimetalloenes show significant ionic character for the Al–Li bond, which can be attributed to the difference in the electronegativity of Al and Li compared to Be and group-13 elements.^{54,55}

$\Delta E_{\pi\parallel}$ and $\Delta E_{\pi\perp}$ correspond to pseudo- π bonding interactions resulting from donation of electrons from the bonding molecular orbital corresponding to Cp and Be interactions in $[\text{CpBe}]^+$ to the antibonding molecular orbital corresponding to Cp and M interactions in $[\text{MCp}]$. Accordingly, these pseudo- π -interactions can be considered as hyperconjugative interactions. However, these pseudo- π -bonding interactions also show significant polarisation of electron density from the Cp ring to the M centre as well. This can be attributed to the high positive charge in the $[\text{BeCp}]^+$ fragment. The sum of $\Delta E_{\pi\parallel}$ and $\Delta E_{\pi\perp}$ increases in the following order: Be–B ($-7.98 \text{ kcal mol}^{-1}$) < Be–Ga ($-5.30 \text{ kcal mol}^{-1}$) < Be–In ($-4.86 \text{ kcal mol}^{-1}$) < Be–Tl ($-4.77 \text{ kcal mol}^{-1}$) < Be–Al ($-3.66 \text{ kcal mol}^{-1}$). This can be correlated with the decrease in Be–C bond distances as the group 13 element changes from B to Tl, except for $[\text{Cp-Be-Al-Cp}]^+$. Note that these second-order interactions are more efficient when the Be–M bond has more covalent character, which is the highest in $[\text{Cp-Be-Al-Cp}]^+$. The deformation densities $\Delta\rho_2$ and $\Delta\rho_3$ in Fig. 5 represent the above-discussed pseudo π -bonding interaction. Since hyperconjugative interactions are of secondary type, energy stabilisation is found to be much less across all dimetalloenes. The dispersive interactions (ΔE_{disp}) stabilize and the extent of stabilization is similar in all dimetalloenes (-4.28 to $-5.30 \text{ kcal mol}^{-1}$). Hence, it is proposed that the substituted Cp rings, which could stabilize dimetalloenes more effectively through dispersive interactions, can be potential synthetic targets.

Conclusions

This study provides a systematic computational quantum mechanical analysis of heterobimetallic dimetalloenes of the type $[\text{Cp-Be-M-Cp}]^+$, where M represents the group 13 elements (B–Tl). The dimetalloenes investigated in this work are cationic species, carrying a +1 charge and exhibiting a closed-shell electronic configuration. The equilibrium geometries of $[\text{Cp-Be-M-Cp}]^+$ dimetalloenes (M – group 13 element, B–Tl) are collinear along the Cp–Be–M–Cp axis, except for the Tl complex, with optimised structures showing a shortening of Be–C bond lengths as M changes from B to Tl. The overlap between the 2s orbital of Be and the sp^n hybrid orbital of group 13 elements results in the formation of the Be–M σ -bond, which was confirmed by MO and NBO analysis. Furthermore, lower Wiberg bond indices indicate a significant charge polarisation of the Be–M bond. The EDA-NOCV analysis

shows that the Be–M σ bond is a donor–acceptor interaction ($\text{Cp-Be}^+ \leftarrow \text{M-Cp}$), where the lone pair of electrons from the filled orbital of M is donated to the vacant orbital of Be. In addition to the σ bonding interaction, a minor π bonding interaction occurs due to hyperconjugative transfer from the $[\text{CpBe}]^+$ bonding molecular orbital to the $[\text{MCp}]$ antibonding molecular orbital. In summary, the percentage of covalent interaction increases and electrostatic interaction decreases as M changes from B to Tl. The results lay a foundation for future experimental and theoretical research on the reactivity and potential uses of these types of organometallic systems, especially for compounds with very high M–M bond dissociation energies, such as $[\text{Cp-Be-B-Cp}]^+$.

Computational methodology

All calculations were carried out using Gaussian 09⁶⁰ and the Amsterdam modelling suite program.⁶¹ All geometries were optimised using the generalised gradient approximation (GGA) with Becke's exchange functional incorporated with the correlation functional of Perdew(BP86).⁶² The basis set has triple ζ -quality, augmented with a single polarisation function (def2-TZVP).⁶³ This is denoted as BP86/def2-TZVP. The nature of the minimum was characterised by calculating the Hessian matrix analytically. NBO analysis was performed using the NBO6.0⁶⁴ program package at the M06/def2-TZVPP//BP86/def2-TZVP level of theory. The energy decomposition analysis⁶⁵ coupled with natural orbital for chemical valence⁶⁶ (EDA NOCV) was carried out at the BP86/TZ2P level of theory using ADF 2024.1. The ZORA⁶⁷ (Zeroth Order Regular Approximation) method was used for scalar relativistic correction, and the core electrons were treated with the frozen-core approximation.

EDA considers the interactions between fragments A^0 and B^0 in their electronic and geometric ground states ψ_A^0 and ψ_B^0 with energies E_A^0 and E_B^0 ,⁶⁸ resulting in the formation of a molecule A–B with the corresponding wave function ψ_{AB} and energy E_{AB} . The initial step involves distorting the fragments A^0 and B^0 from their equilibrium geometries and wave functions ψ_A^0 and ψ_B^0 to the electronic states and geometries ψ_A and ψ_B (with energies E_A and E_B) that they have in the molecule A–B. The preparation energy ΔE_{prep} (eqn (1)) is the total energy required to electrically excite and distort all fragments to this state:

$$\Delta E_{\text{prep}} = E_A - E_A^0 + E_B - E_B^0 \quad (1)$$

The intrinsic interaction energy (ΔE_{int}), which is the difference between the energy of the molecule E_{AB} and the energies of the prepared fragments E_A and E_B (eqn (2)), is calculated in EDA:

$$\Delta E_{\text{int}} = E_{AB} - E_A - E_B \quad (2)$$

The bond dissociation energy D_e (by definition with the opposite sign) is the sum of the instantaneous interaction energy ΔE_{int} and ΔE_{prep} (eqn (3))



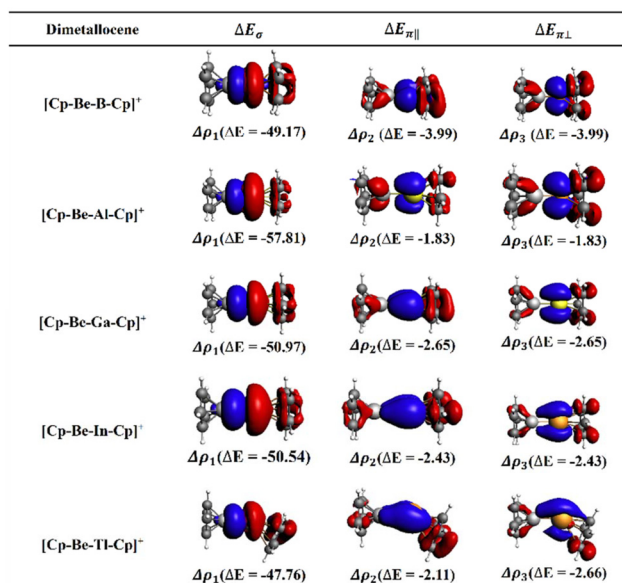


Fig. 5 The plots of deformation densities, $\Delta\rho_n$, and the corresponding orbital stabilization energies ΔE (kcal mol⁻¹) at the BP86/TZ2P level of theory. The direction of the charge flow in the deformation density plot $\Delta\rho_n$ is from red to blue. The isosurface value for deformation densities is 0.0003.

$$-D_e = \Delta E_{\text{int}} + \Delta E_{\text{prep}} \quad (3)$$

The instantaneous interaction energy of a bond A–B, which is an indicator of the bond strength, is partitioned into chemically meaningful components. Within the EDA scheme, this partitioning is as follows.

$$\Delta E_{\text{int}} = \Delta E_{\text{elect}} + \Delta E_{\text{Pauli}} + \Delta E_{\text{orb}} + \Delta E_{\text{disp}}$$

The term ΔE_{elect} refers to the quasi-classical electrostatic interactions, wherein the frozen electron density distribution of the fragments in the molecular geometry is computed using quantum mechanics, while the interaction between the nuclei and electrons is determined by classical rules. This is an appealing component that provides an estimate of electrostatic interactions not accounted for in the orbital-based analysis. It is important to remember that ΔE_{Pauli} denotes the repulsive interactions between fragments of a similar spin as they approach each other, not ionic bonding. It is computed using the antisymmetrization and renormalisation of the Kohn–Sham determinant of the orbitals. ΔE_{b} is the energy associated with the stability of orbitals during bond formation and constitutes an attractive component.

It encompasses the impacts of charge transfer, relaxation, and polarisation resulting from the alteration of the charge distribution of the fragments during bond formation.

In the EDA-NOCV framework, the ΔE_{orb} term can be further decomposed into contributions from each irreducible representation within the point group of the interacting system. Developed by Mitoraj and Michalak, the natural orbitals for chemical valence (NOCV) offer insight into each orbital inter-

action between the fragments and the contribution of each pair of interacting orbitals (ψ_{-n}/ψ_n) to the total bond energy.

The EDA-NOCV system expresses ΔE_{orb} in terms of NOCVs as follows:

$$\Delta E_{\text{orb}} = \sum_{n=1}^{N/2} \Delta E_{\text{orb}} = \sum_{n=1}^{N/2} v_n [-F_{-n,-n}^{\text{TS}} + F_{n,n}^{\text{TS}}]$$

The Kohn–Sham matrix elements $-F_{-n,-n}^{\text{TS}}$ and $F_{n,n}^{\text{TS}}$ are defined over NOCV pairs with eigenvalues $-v_n$ and v_n , respectively, with respect to the transition-state density. The density of the transition state is the intermediate density between that of the molecule and the superimposed fragments. Orbitals with a negative value exhibit antibonding properties, while those with a positive value exhibit bonding properties. It is equivalent to the percentage of electron density that is transmitted between NOCV pairs during the formation of the molecule from the frozen fragments. The strength of pairwise orbital interactions can be quantitatively estimated, and the resulting change in charge density is visualised using deformation densities.

Author contributions

The manuscript was written through the contributions of all authors. All authors have approved the final version of the manuscript.

Conflicts of interest

There are no conflicts to declare.

Data availability

The data supporting this article have been included as part of the supplementary information (SI). Supplementary information: molecular orbitals of 1–5, orbital interaction diagrams, NOCV orbitals, NOCV deformation density plots and bond orbital occupancy. See DOI: <https://doi.org/10.1039/d5dt02345a>.

Acknowledgements

PP and FT thank the Centre for Computational Modelling and Simulation (CCMS) and the Central Computer Center (CCC) at NITC for the computational facilities. PP acknowledges the SERB, India, for financial support.

References

- 1 T. J. Kealy and P. L. Pauson, *Nature*, 1951, **168**, 1039–1040.
- 2 S. A. Miller, J. A. Tebboth and J. F. Tremaine, *J. Chem. Soc. (Resumed)*, 1952, 632.



- 3 G. Wilkinson, M. Rosenblum, M. C. Whiting and R. B. Woodward, *J. Am. Chem. Soc.*, 1952, **74**, 2125–2126.
- 4 R. K. Bohn and A. Haaland, *J. Organomet. Chem.*, 1966, **5**, 470–476.
- 5 M. Green and I. R. Butler, *The Royal Society of Chemistry eBooks*, Royal Society of Chemistry, Cambridge, 2001, pp. 442–478.
- 6 S. Baguli, S. Mondal, C. Mandal, S. Goswami and D. Mukherjee, *Chem. – Asian J.*, 2022, **17**, e202100962.
- 7 J. Rausch, C. Apostolidis, O. Walter, V. Lorenz, C. G. Hrib, L. Hilfert, M. Kühling, S. Busse and F. T. Edlmann, *New J. Chem.*, 2015, **39**, 7656–7666.
- 8 S. M. Schildcrout, *J. Am. Chem. Soc.*, 1973, **95**, 3846–3849.
- 9 H. Werner and A. Salzer, *Synth. React. Inorg. Met.-Org. Chem.*, 1972, **2**, 239–248.
- 10 A. Salzer and H. Werner, *Angew. Chem., Int. Ed. Engl.*, 1972, **11**, 930–932.
- 11 S. Nagao, A. Kato, A. Nakajima and K. Kaya, *J. Am. Chem. Soc.*, 2000, **122**, 4221–4222.
- 12 C. Morari, H. Allmaier, F. Beiușeanu, T. Jurcuț and L. Chioncel, *Phys. Rev. B:Condens. Matter Mater. Phys.*, 2012, **85**, 085413.
- 13 F. Huttmann, N. Schleheck, N. Atodiresei and T. Michely, *J. Am. Chem. Soc.*, 2017, **139**, 9895–9900.
- 14 K. Foo, E. Sella, I. Thomé, M. D. Eastgate and P. S. Baran, *J. Am. Chem. Soc.*, 2014, **136**, 5279–5282.
- 15 K. P. Fitzpatrick, C. B. Schwamb, C. T. Check, K.-P. Jang, D. N. Barsoum and K. A. Scheidt, *Organometallics*, 2020, **39**, 2705–2712.
- 16 L. Cunningham, A. Benson and P. J. Guiry, *Org. Biomol. Chem.*, 2020, **18**, 9329–9370.
- 17 C. Ornelas, *New J. Chem.*, 2011, **35**, 1973.
- 18 V. Raičević, N. Radulović and L. Jovanović, *Eur. J. Inorg. Chem.*, 2022, 1666–1676.
- 19 M. Bouché, C. Hognon, S. Grandemange, A. Monari and P. C. Gros, *Dalton Trans.*, 2020, **49**, 11451–11466.
- 20 C. Su, L. Ji, L. Xu, X. Zhu, H. He, Y. Lv, M. Ouyang and C. Zhang, *RSC Adv.*, 2015, **5**, 14053–14060.
- 21 S. M. Beladi-Mousavi, S. Sadaf, L. Walder, M. Gallei, C. Rüttiger, S. Eigler and C. E. Halbig, *Adv. Energy Mater.*, 2016, **6**, 1600108.
- 22 S. M. Beladi-Mousavi and L. Walder, *Polymer*, 2022, **245**, 124658.
- 23 L. Yan, X. Yan, H. Li, X. Zhang, M. Wang, S. Fu, G. Zhang, C. Qian, H. Yang, J. Han and F. Xiao, *Microchem. J.*, 2020, **157**, 105016.
- 24 S. Dewangan, T. Barik, B. Halder, A. Mishra, R. Dhiman, T. Sasamori and S. Chatterjee, *J. Organomet. Chem.*, 2021, **948**, 121922.
- 25 R. Hein, P. D. Beer and J. J. Davis, *Chem. Rev.*, 2020, **120**, 1888–1935.
- 26 I. Resa, E. Carmona, E. Gutierrez-Puebla and A. Monge, *Science*, 2004, **305**, 1136–1138.
- 27 A. Gorrane, I. Resa, A. Rodriguez, E. Carmona, E. Alvarez, E. Gutierrez-Puebla, A. Monge, A. Galindo, D. del Río and R. A. Andersen, *J. Am. Chem. Soc.*, 2006, **129**, 693–703.
- 28 D. del Río, A. Galindo, I. Resa and E. Carmona, *Angew. Chem., Int. Ed.*, 2005, **44**, 1244–1247.
- 29 S. L. Richardson, T. Baruah and M. R. Pederson, *Chem. Phys. Lett.*, 2005, **415**, 141–145.
- 30 M. R. Philpott and Y. Kawazoe, *Chem. Phys.*, 2006, **327**, 283–290.
- 31 Y. Kan, *J. Mol. Struct.:THEOCHEM*, 2006, **805**, 127–132.
- 32 J. W. Kress, *J. Phys. Chem. A*, 2005, **109**, 7757–7763.
- 33 Z.-Z. Xie and W.-H. Fang, *Chem. Phys. Lett.*, 2005, **404**, 212–216.
- 34 M. R. Philpott and Y. Kawazoe, *J. Mol. Struct.:THEOCHEM*, 2006, **773**, 43–52.
- 35 Z. Zhu, R. J. Wright, M. M. Olmstead, E. Rivard, M. Brynda and P. P. Power, *Angew. Chem., Int. Ed.*, 2006, **45**, 5807–5810.
- 36 A. Gorrane, I. Resa, A. Rodriguez, E. Carmona, E. Alvarez, E. Gutierrez-Puebla, A. Monge, A. Galindo, D. del Río and R. A. Andersen, *J. Am. Chem. Soc.*, 2006, **129**, 693–703.
- 37 Z. Zhu, R. C. Fischer, J. C. Fettinger, E. Rivard, M. Brynda and P. P. Power, *J. Am. Chem. Soc.*, 2006, **128**, 15068–15069.
- 38 Z. Liu, W. Q. Tian, J. Feng, G. Zhang, W. Li, Y. Cui and C. Sun, *Eur. J. Inorg. Chem.*, 2006, **2006**, 2808–2818.
- 39 A. Gorrane, I. Resa, D. del Río, A. Rodríguez, E. Álvarez, K. Mereiter and E. Carmona, *Inorg. Chem.*, 2007, **46**, 4667–4676.
- 40 A. Y. Timoshkin and H. F. Schaefer, *Organometallics*, 2005, **24**, 3343–3345.
- 41 Y. Xie, H. F. Schaefer and E. D. Jemmis, *Chem. Phys. Lett.*, 2005, **402**, 414–421.
- 42 A. Velazquez, I. Fernández, G. Frenking and G. Merino, *Organometallics*, 2007, **26**, 4731–4736.
- 43 J. T. Boronski, A. E. Crumpton, L. L. Wales and S. Aldridge, *Science*, 2023, **380**, 1147–1149.
- 44 J. T. Boronski, L. R. Thomas-Hargreaves, M. A. Ellwanger, A. E. Crumpton, J. Hicks, D. F. Bekiş, S. Aldridge and M. R. Buchner, *J. Am. Chem. Soc.*, 2023, **145**, 4408–4413.
- 45 J. T. Boronski, L. P. Griffin, C. Conder, A. E. Crumpton, L. L. Wales and S. Aldridge, *Chem. Sci.*, 2024, **15**, 15377–15384.
- 46 J. T. Boronski, A. E. Crumpton, A. F. Roper and S. Aldridge, *Nat. Chem.*, 2024, **16**, 1295–1300.
- 47 L. P. Griffin and J. T. Boronski, *Dalton Trans.*, 2025, **54**, 13020–13029.
- 48 P. Banerjee and P. K. Nandi, *Phys. Chem. Chem. Phys.*, 2016, **18**, 12505–12520.
- 49 P. Jutzi, *Chem. – Eur. J.*, 2014, **20**, 9192–9207.
- 50 P. Jutzi, A. Klipp, A. Mix, B. Neumann and H.-G. Stammer, *Silicon Chem.*, 2006, **3**, 151–156.
- 51 A. Y. Timoshkin and H. F. Schaefer, *Organometallics*, 2005, **24**, 3343–3345.
- 52 N. He, H.-B. Xie and Y.-H. Ding, *Organometallics*, 2007, **26**, 6839–6843.
- 53 I.-A. Bischoff, B. Morgenstern, M. Zimmer and A. Schäfer, *Angew. Chem., Int. Ed.*, 2025, **64**, e202419688.
- 54 I.-A. Bischoff, S. Danés, P. Thoni, B. Morgenstern, D. M. Andrada, C. Müller, J. Lambert, E. C. J. Gießelmann,



- M. Zimmer and A. Schäfer, *Nat. Chem.*, 2024, **16**, 1093–1100.
- 55 X. Li, S. Huo, Y. Zeng, Z. Sun, S. Zheng and L. Meng, *Organometallics*, 2013, **32**, 1060–1066.
- 56 M. A. Gosch and D. J. D. Wilson, *Organometallics*, 2023, **42**, 2185–2196.
- 57 P. Pyykkö and M. Atsumi, *Chem. – Eur. J.*, 2008, **15**, 186–197.
- 58 N. Parvin, N. Sen, S. Tothadi, S. Muhammed, P. Parameswaran and S. Khan, *Organometallics*, 2021, **40**, 1626–1632.
- 59 (a) Á.M. Pendás and E. Francisco, *Nat. Commun.*, 2022, **13**, 3327; (b) M. Gimferrer, S. Danés, E. Vos, C. B. Yildiz, I. Corral, A. Jana, P. Salvador and D. M. Andrada, *Chem. Sci.*, 2022, **13**, 6583–6591.
- 60 M. J. Frisch, G. W. Trucks, H. B. Schlegel, G. E. Scuseria, M. A. Robb, J. R. Cheeseman, G. Scalmani, V. Barone, B. Mennucci, G. A. Petersson, H. Nakatsuji, M. Caricato, X. Li, H. P. Hratchian, A. F. Izmaylov, J. Bloino, G. Zheng, J. L. Sonnenberg, M. Hada, M. Ehara, K. Toyota, R. Fukuda, J. Hasegawa, M. Ishida, T. Nakajima, Y. Honda, O. Kitao, H. Nakai, T. Vreven Jr, J. A. Montgomery, J. E. Peralta, F. Ogliaro, M. Bearpark, J. J. Heyd, E. Brothers, K. N. Kudin, V. N. Staroverov, R. Kobayashi, J. Normand, K. Raghavachari, A. Rendell, J. C. Burant, S. S. Iyengar, J. Tomasi, M. Cossi, N. Rega, J. M. Millam, M. Klene, J. E. Knox, J. B. Cross, V. Bakken, C. Adamo, J. Jaramillo, R. Gomperts, R. E. Stratmann, O. Yazyev, A. J. Austin, R. Cammi, C. Pomelli, J. W. Ochterski, R. L. Martin, K. Morokuma, V. G. Zakrzewski, G. A. Voth, P. Salvador, J. J. Dannenberg, S. Dapprich, A. D. Daniels, Ö. Farkas, J. B. Foresman, J. V. Ortiz, J. Cioslowski and D. J. Fox, *Gaussian 09 Revision E.01*, Gaussian Inc., Wallingford, CT, 2016.
- 61 (a) SCM, SCM – Accelerate your chemistry & materials research, <https://www.scm.com/>; (b) G. T. Velde, F. M. Bickelhaupt, E. J. Baerends, C. F. Guerra, S. J. A. Van Gisbergen, J. G. Snijders and T. Ziegler, *J. Comput. Chem.*, 2001, **22**, 931–967.
- 62 (a) A. D. Becke, *Phys. Rev. A*, 1988, **38**, 3098–3100; (b) J. P. Perdew, *Phys. Rev. B:Condens. Matter Mater. Phys.*, 1986, **33**, 8822–8824; (c) J. P. Perdew, *Phys. Rev. B:Condens. Matter Mater. Phys.*, 1986, **34**, 7406.
- 63 F. Weigend and R. Ahlrichs, *Phys. Chem. Chem. Phys.*, 2005, **7**, 3297.
- 64 E. D. Glendening, C. R. Landis and F. Weinhold, *J. Comput. Chem.*, 2013, **34**, 1429–1437.
- 65 (a) K. Morokuma, *J. Chem. Phys.*, 1971, **55**, 1236–1244; (b) T. Ziegler and A. Rauk, *Inorg. Chem.*, 1979, **18**, 1558–1565; (c) T. Ziegler and A. Rauk, *Inorg. Chem.*, 1979, **18**, 1558–1565; (d) L. Zhao, M. Hermann, W. H. E. Schwarz and G. Frenking, *Nat. Rev. Chem.*, 2019, **3**, 48–63.
- 66 (a) A. Michalak, M. Mitoraj and T. Ziegler, *J. Phys. Chem. A*, 2008, **112**, 1933–1939; (b) M. Mitoraj and A. Michalak, *Organometallics*, 2007, **26**, 6576–6580; (c) M. Mitoraj and A. Michalak, *J. Mol. Model.*, 2006, **13**, 347–355; (d) M. Mitoraj and A. Michalak, *J. Mol. Model.*, 2008, **14**, 681–687.
- 67 (a) E. Van Lenthe, E. J. Baerends and J. G. Snijders, *J. Chem. Phys.*, 1993, **99**, 4597–4610; (b) J.-L. Heully, I. Lindgren, E. Lindroth, S. Lundqvist and A.-M. Martensson-Pendrill, *J. Phys. B:At., Mol. Opt. Phys.*, 1986, **19**, 2799–2815; (c) E. Van Lenthe, E. J. Baerends and J. G. Snijders, *J. Chem. Phys.*, 1993, **99**, 4597–4610; (d) E. Van Lenthe and E. J. Baerends, *J. Comput. Chem.*, 2003, **24**, 1142–1156.
- 68 L. Zhao, M. von Hopffgarten, D. M. Andrada and G. Frenking, *Wiley Interdiscip. Rev.: Comput. Mol. Sci.*, 2018, **8**, e1345.

