



Cite this: *Chem. Commun.*, 2024, 60, 2501

Received 10th January 2024,
Accepted 31st January 2024

DOI: 10.1039/d4cc00142g

rsc.li/chemcomm

Electrochemical desulfurative formation of C–N bonds through selective activation of inert C(sp³)–S bonds†

Shaopeng Guo,^{‡a} Yujun Li,^{‡a} Qing-Han Li^{*b} and Ke Zheng^{ID *a}

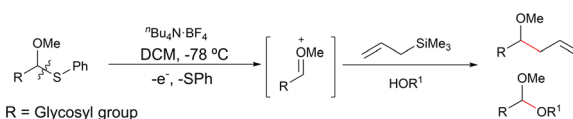
In this study, we introduce an efficient, metal-free electrocatalytic desulfurative protocol for forming C–N bonds by selectively activating inert C(sp³)–S bonds of alkyl thioethers. This method offers a straightforward and environmentally friendly approach for modification of heterocyclic compounds from readily accessible thioethers. Preliminary mechanistic investigations suggest that the reaction proceeds via a carbocation intermediate. Furthermore, successful synthesis on a 10-gram scale was achieved in a continuous flow electrochemical reactor.

Organosulfur compounds are not only commonly found in natural products, pharmaceuticals, and functional materials but also serve as vital intermediates and precursors in the field of organic chemistry.¹ The activation of inert C–S bonds to form C–C and C–heteroatom bonds has garnered significant attention in organic chemistry. Over the past few decades, transition metal-catalyzed coupling reactions have established themselves as a robust platform for the transformation of C–S bonds.² This approach typically involves metal insertion into the carbon–sulfur bond to facilitate its cleavage, followed by the desired transformation.² However, despite the effectiveness of transition metals, certain limitations persist. For instance, sulfur atoms can strongly coordinate with metals, leading to catalyst deactivation, and sometimes additional sacrificial reagents are required to achieve catalyst turnover.³ Additionally, higher reaction temperatures are often necessary to facilitate oxidative addition to transition metals.⁴ Furthermore, the sulfur-containing compounds frequently employed in these reactions are typically C(sp²)–S bonds or reactive high-valence sulfur species such as sulfones/sulfonium salts.^{2a,2b,2d} In contrast,

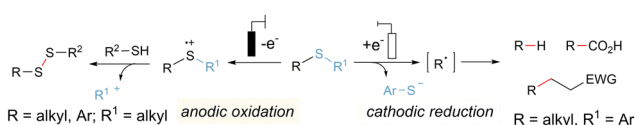
the study of widely available C(sp³)–S bonds has been notably scarce and remains relatively underexplored, particularly in the context of metal-free catalysis.^{5,6}

Over the past decade, organic electrochemistry has garnered significant attention due to its precise electron-transfer processes and its unique utilization of electrons as redox reagents that leave no trace.⁷ Electrochemistry offers a potent tool for activating compounds containing sulfide groups.⁸ Consequently, the selective oxidation of thioethers proceeds seamlessly in electrocatalysis, as it does not rely on sulfur atom coordination to the catalyst.⁹ Early in 2004, Yoshida's research group introduced the "cation pool" method for generating carbocations (Scheme 1a). In this method, the electrochemical oxidation of glycosylated phenylthioethers at temperatures as low as –78 °C yields a reservoir of discrete alkoxy carbocation intermediates, which can subsequently react with nucleophilic reagents.^{9e,9h} Lei and colleagues recently reported electrooxidatively induced C–S bond cleavage for the synthesis of

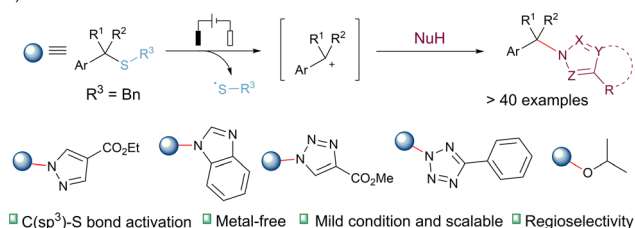
a) Early works for electrochemical C(sp³)–S cleavage of thioethers



b) Recent works for electrochemical C(sp³)–S cleavage of thioethers



c) This work: electrooxidation desulfurative C–N bond formation



Scheme 1 C–S bond activation strategy.

^a Key Laboratory of Green Chemistry & Technology, Ministry of Education, College of Chemistry, Sichuan University, Chengdu, 610064, P. R. China. E-mail: kzheng@scu.edu.cn

^b Key Laboratory of General Chemistry of the National Ethnic Affairs Commission, College of Chemistry and Environment, Southwest Minzu University, Chengdu, P. R. China. E-mail: lqhchem@swun.edu.cn

† Electronic supplementary information (ESI) available. See DOI: <https://doi.org/10.1039/d4cc00142g>

‡ These authors contributed equally.



disulfides from thioethers. This process initiates with the formation of a radical cation intermediate, which subsequently decomposes into a carbocation and a thiyl radical, enabling S-S bond formation (Scheme 1b, left).¹⁰ Malins, Connal, and co-workers developed an electroauxiliary-assisted oxidation of glutamine residues for the modification of peptide substrate *via* C(sp³)-S cleavage of thioethers.^{9a} Most recently, Lundberg's group has also contributed to the field by reporting electro-reductive desulfurative transformations utilizing thioethers as alkyl radical precursors.¹¹ These transformations include hydrodesulfurization, carboxylation, and Giese-type cross-coupling. However, it is worth noting that the achievement of high conversion of the starting feedstock and high yields in these processes requires the use of various sacrificial anode materials (Scheme 1b, right).

In this study, we present an innovative example of electro-catalytic C(sp³)-S bond activation for the construction of C-N bonds (Scheme 1c). The process leverages the carbocation resulting from the decomposition of the radical cation intermediate as an electrophilic reagent. This electrochemical method demonstrates a broad substrate scope, encompassing over 40 examples of thioethers, heterocycles (pyrazole, triazole, and tetrazole), and alcohols. Moreover, the reaction can be readily scaled up to a 10-gram level using a continuous-flow system operating under mild conditions. This electrooxidation strategy do not need for sacrificial anodes, costly transition metal catalysts, or external chemical oxidants.

We conducted an investigation into the electrochemical desulfurative *N*-alkylation using alkyl thioether **1** and benzotriazole **2** as model substrates in an undivided cell (Table 1). After a series of experiments, we successfully obtained the desired *N*-alkylation product **3** in 80% yield under a constant current of 5 mA and in a N₂ (Table 1, entry 1, more details see

ESI†). When alternative organic redox mediators such as 9, 10-Dicyanoanthracen (DCA) or TEMPO were used, lower yields were observed (Table 1, entries 2 and 3). In the absence of an electron transfer mediator, the desired product was obtained in 60% yield (Table 1, entry 4). The choice of solvent was critical, with CH₃CN providing the best results, while no product was obtained in DMF or acetone (Table 1, entries 5–7). Lower yields were achieved without the addition of HFIP or by replacing HFIP with ^tBuOH (Table 1, entries 8 and 9). Explorations into other solvents, additives, and electrode materials did not yield improved results (more details see ESI†). Prolonged electrolysis to 6 hours led to a significant decrease in yield (Table 1, entry 10). The current density played a crucial role in the reaction, with an increase or decrease in electric current resulting in lower yields (see ESI†). The reaction could occur in an air atmosphere, albeit with a decreased yield of 55% (Table 1, entry 11). Control experiments confirmed the essential nature of electricity for this reaction, as no reaction occurred in the absence of an electric current (Table 1, entry 12).

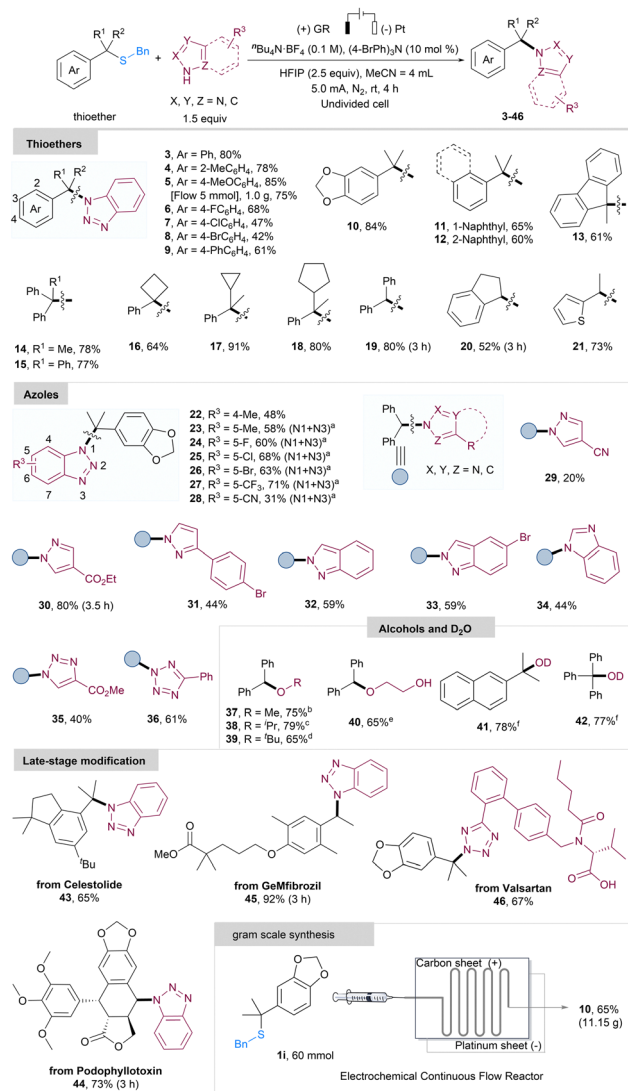
With optimized reaction conditions in hand, we proceeded to explore the scope of this electrochemical method. As illustrated in Scheme 2, various tertiary thioethers proved to be compatible with the reaction, providing the *N*-alkylation products **3–18** in good yields. Substrates featuring phenyl rings with electron-donating groups generally exhibited better results, yielding 78–85% compared to those with electron-withdrawing groups (**4–5**, **10** vs. **6–8**). Furthermore, the thioethers with condensed ring or multiple aryl groups were also well-tolerated, resulting in the *N*-alkylation products **11–15** in 60–78% yields. Thioethers bearing large steric hindrance in their alkyl substituents were efficiently converted to the corresponding *N*-alkylation products **16–18** in 64–91% yield. Several secondary alkyl thioethers were also smoothly converted to the corresponding products **19–21** in 52–80% yields. Diphenyl substituted thioether delivered *N*-alkylation product **19** in 80% good yield. Thiophene-substituted thioether was well-tolerated in this method, yielding the *N*-alkylation product **21** in 73% yield. Moreover, the success of gram scale synthesis through a flow electrochemical reactor (**5**, 1.0 g, 75% yield) demonstrates promising outcomes for potential industrial applications. Encouraged by the results presented above, we proceeded to investigate the applicability of various heterocycles in our electrochemical protocol. As depicted in Scheme 2, benzotriazoles featuring Me, F, Cl, Br, CF₃, and CN substituents on the benzene ring exhibited the capacity to trap the carbocation, affording the corresponding *N*-alkylation products in moderate to high yields (**22–28**, 31–71%). Notably, diversely substituted benzotriazoles yielded N1/N3 mixtures, with the exception of the 4-Me-substituted benzotriazole, which exclusively delivered the N1-selective product. Furthermore, various azoles, such as pyrazole, triazole, and tetrazole, were found to be suitable substrates for this electrochemical protocol, providing the products with 20–84% yields (**29–36**). In addition to these heterocyclic substrates, a range of common alcohols, including methanol, isopropanol, *tert*-butanol, and ethylene glycol, were found to be compatible with the reaction, acting as nucleophilic reagents in the reaction to capture the carbocation. This resulted in the formation of the

Table 1 Optimization of the reaction conditions^a

Entry	Deviation from standard conditions	Yields ^b (%)
1	None	80
2	DCA instead of (4-BrPh) ₃ N	70
3	TEMPO instead of (4-BrPh) ₃ N	N.R.
4	Without (4-BrPh) ₃ N	60
5	DCM instead of MeCN	30
6	DMF instead of MeCN	N.R.
7	Acetone instead of MeCN	N.R.
8	^t BuOH instead of HFIP	60
9	Without HFIP	58
10	6 h	34
11	Air	55
12	Without current	N.R.

^a Standard conditions: carbon rod (ϕ 6 mm) anode, Pt plate (15 mm \times 10 mm \times 0.1 mm) cathode, constant current (5 mA), thioether **1** (0.2 mmol), benzotriazole **2** (0.3 mmol), ⁿBu₄NBF₄ (0.1 M), (4-BrPh)₃N (10 mol%), HFIP (2.5 equiv.), CH₃CN (4.0 mL), room temperature, N₂, undivided cell, 4 h. ^b Isolated yield.



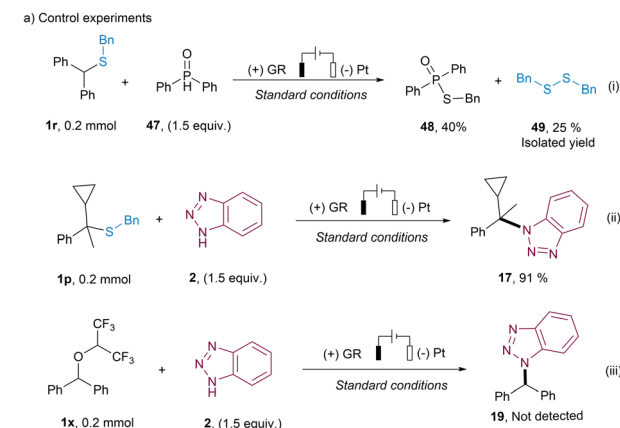


Scheme 2 Scope of desulfurization *N*-alkylation. Unless otherwise mentioned, reactions were performed with standard conditions. ^adetermined by ¹H NMR. ^bMeCN/MeOH = 3/1 (v/v) mL. ^cMeCN/ⁱPrOH = 3/1 (v/v) mL. ^dMeCN/^tBuOH = 3/1 (v/v) mL. ^eMeCN/Ethylene glycol = 3/1 (v/v) mL. ^fMeCN/D₂O = 4/0.18 (v/v) mL. Isolated yield.

corresponding ether products with good outcomes (37–40, 65–79%). The use of deuterium oxide (D₂O) led to the formation of the corresponding deuterium-substituted products 41 and 42 in yields of 78% and 77%, respectively. Additionally, this electrochemical desulfurative *N*-alkylation reaction proved effective in the late-stage functionalization of complex molecules, including natural products such as Celestolide, Podophyllotoxin, and GeMfibrozil-derived thioethers, with 65–92% yields for products 43–45. Remarkably, Valsartan with a carboxyl acid group was also well-tolerated in this electrocatalytic system (46, 67%). To further underscore the utility of our electrocatalytic protocol, we conducted a scaled-up reaction in a continuous flow electrochemical reactor. Encouragingly, under slightly modified conditions (more details see ESI[†]), the reaction proceeded smoothly at a 10.0 g scale (60 mmol),

affording the product 10 in 65% isolated yield (11.15 g, Scheme 2, bottom right).

To shine light on the mechanism of this electrochemical desulfurative *N*-alkylation reaction, a series of several control experiments were conducted (more details see ESI[†]). As depicted in Fig. 1a, the reaction of thioether 1r with diphenylphosphine oxide under standard conditions yielded the radical coupling product 48 in 40% yield and the sulfur radical dimerization product 49 in 25% yield, respectively (Fig. 1a, top). This outcome strongly suggested the generation of sulfur radicals within the system, which subsequently engaged in cross-coupling with phosphine radicals.¹² Furthermore, when the corresponding thioether 1p was used as the substrate, the *N*-alkylation product 17 was obtained in 91% yield, and no discernible radical ring-opening product was observed (Fig. 1a, middle). These results collectively indicated a sulfur radical cation was produced at the anode, leading to the decomposition into a carbocation and a thiyl radical. The capture of the carbocation by the nucleophilic reagent benzotriazole 2, resulting in the formation of addition product 17. Moreover, to gain insights into the role of HFIP in the reaction, the corresponding ether 1x was subjected to electrolysis with benzotriazole 2 under standard conditions, with no detection of *N*-alkylation product 19 (Fig. 1a, bottom). This observation



b) Proposed mechanism

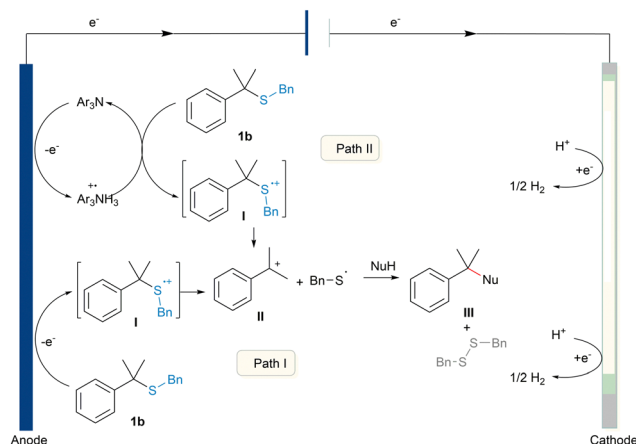


Fig. 1 (a) Control experiments, (b) proposed mechanism.

suggested that the ether **1x** does not serve as an intermediate in the transformation.

Based on the above mechanistic results and the previous report,¹⁰ two plausible mechanisms are proposed in Fig. 1b. In the primary pathway (Path I), thioether **1b** undergoes direct oxidation at the anode, yielding a sulfur radical cation intermediate **I**. This intermediate subsequently undergoes cleavage to form a carbocation **II**, along with a sulfur radical. The resulting carbocation **II** is then engaged by nucleophilic reagents, yielding the desired product **III**. On the cathode side, HFIP functions as a hydrogen donor, facilitating the reduction of hydrogen ions to form H₂, thus maintaining charge balance within the overall cell. Alternatively, an indirect pathway (Path II) can also give rise to the sulfur radical cation intermediate **I**. In this case, the catalyst triarylamine undergoes one-electron oxidation at the anode, generating a triarylamine radical cation intermediate with inherent oxidizing properties. This radical cation subsequently oxidizes the corresponding thioether **1b**, leading to the formation of the pivotal intermediate **I**.

In summary, we introduce an innovative electrochemical protocol for activating and transforming C(sp³)-S bonds with excellent efficiency, enabling the construction of C-N bonds from thioethers under transition-metal free conditions. Furthermore, we have developed a flow electrochemical method that allows synthesis on a 10-gram scale, demonstrating its potential for practical and large-scale applications. Preliminary mechanistic experiments suggest that the reaction proceeds through a carbocation intermediate pathway. This electrocatalytic protocol offers an efficient method for activating thioethers in desulfurative transformations under mild conditions, expanding the methodological toolkit in this field.

We thank the Xiaoming Feng laboratory (SCU) for access to equipment. We acknowledge support from the National Natural Science Foundation of China (No. 22371195), Sichuan University (No. 2020SCUNL204 and No. 2023SCUH0081), and Fundamental Research Funds for the Central Universities.

Conflicts of interest

There are no conflicts to declare.

Notes and references

- (a) N. Wang, P. Saidharedy and X. Jiang, *Nat. Prod. Rep.*, 2020, **37**, 246–275; (b) M. Wang and X. Jiang, *ACS Sustainable Chem. Eng.*, 2022, **10**, 671–677.
- (a) M. Nambo, Y. Maekawa and C. M. Crudden, *ACS Catal.*, 2022, **12**, 3013–3032; (b) M. Nambo and C. M. Crudden, *Chem. Rec.*, 2021, **21**, 3978–3989; (c) J. Lou, Q. Wang, P. Wu, H. Wang, Y.-G. Zhou and Z. Yu, *Chem. Soc. Rev.*, 2020, **49**, 4307–4359; (d) D. Kaiser, I. Klose, R. Oost, J. Neuhaus and N. Maulide, *Chem. Rev.*, 2019, **119**, 8701–8780; (e) L. Wang, W. He and Z. Yu, *Chem. Soc. Rev.*, 2013, **42**, 599–621.
- (a) N.-N. Ma, X.-B. Hu, Y.-S. Wu, Y.-W. Zheng, M. Ma, X.-Q. Chu, H. Xu, H. Luo and Z.-L. Shen, *Org. Lett.*, 2023, **25**, 1771–1775; (b) Z. Li, Q. Shi, X. Ma, Y. Li, K. Wen, L. Qin, H. Chen, W. Huang, F. Zhang, Y. Lin, T. J. Marks and H. Huang, *Nat. Commun.*, 2022, **13**, 144; (c) L. S. Liebeskind and J. Srogl, *J. Am. Chem. Soc.*, 2000, **122**, 11260–11261.
- (a) M. Zhang, B. B. Zhang, Q. Lin, Z. Jiang, J. Zhang, Y. Li, S. Pei, X. Han, H. Xiong, X. Liang, Y. Lin, Z. Wei, F. Zhang, X. Zhang, Z. X. Wang, Q. Shi and H. Huang, *Angew. Chem., Int. Ed.*, 2023, **62**, e20230637; (b) Z. Lian, B. N. Bhawal, P. Yu and B. Morandi, *Science*, 2017, **356**, 1059–1063.
- (a) K. Yang, Q. Li, Z. Li and X. Sun, *Chem. Commun.*, 2023, **59**, 5343–5364; (b) G. Li, Y. Nieves-Quinones, H. Zhang, Q. Liang, S. Su, Q. Liu, M. C. Kozlowski and T. Jia, *Nat. Commun.*, 2020, **11**, 2890; (c) F. Dénès, C. H. Schiesser and P. Renaud, *Chem. Soc. Rev.*, 2013, **42**, 7900–7942.
- (a) R. Fan, S. Liu, Q. Yan, Y. Wei, J. Wang, Y. Lan and J. Tan, *Chem. Sci.*, 2023, **14**, 4278–4287; (b) Y. Wang, L. F. Deng, X. Zhang, Z. D. Mou and D. Niu, *Angew. Chem., Int. Ed.*, 2021, **60**, 2155–2159; (c) M. O. Zubkov, M. D. Kosobokov, V. V. Levin, V. A. Kokorekin, A. A. Korlyukov, J. Hu and A. D. Dilman, *Chem. Sci.*, 2020, **11**, 737–741; (d) M. Lanzi, J. Merad, D. V. Boyarskaya, G. Maestri, C. Allain and G. Masson, *Org. Lett.*, 2018, **20**, 5247–5250.
- (a) T. S. Chen, H. Long, Y. Gao and H. C. Xu, *Angew. Chem., Int. Ed.*, 2023, **62**, e202310138; (b) Z. W. Hou, D. J. Liu, P. Xiong, X. L. Lai, J. Song and H. C. Xu, *Angew. Chem., Int. Ed.*, 2021, **60**, 2943–2947; (c) T. Sheng, H.-J. Zhang, M. Shang, C. He, J. C. Vantourout and P. S. Baran, *Org. Lett.*, 2020, **22**, 7594–7598; (d) J. Xiang, M. Shang, Y. Kawamata, H. Lundberg, S. H. Reisberg, M. Chen, P. Mykhailiuk, G. Beutner, M. R. Collins, A. Davies, M. Del Bel, G. M. Gallego, J. E. Spangler, J. Starr, S. Yang, D. G. Blackmond and P. S. Baran, *Nature*, 2019, **573**, 398–402; (e) A. Wiebe, T. Gieshoff, S. Möhle, E. Rodrigo, M. Zirbes and S. R. Waldvogel, *Angew. Chem., Int. Ed.*, 2018, **57**, 5594–5619; (f) M. Yan, Y. Kawamata and P. S. Baran, *Chem. Rev.*, 2017, **117**, 13230–13319; (g) J. Wu, Y. Zhou, Y. Zhou, C.-W. Chiang and A. Lei, *ACS Catal.*, 2017, **7**, 8320–8323.
- (a) X. Zhou, C. Ni, L. Deng and J. Hu, *Chem. Commun.*, 2021, **57**, 8750–8753; (b) D. J. Wang, K. Targos and Z. K. Wickens, *J. Am. Chem. Soc.*, 2021, **143**, 21503–21510; (c) T. Sawamura, K. Takahashi, S. Inagi and T. Fuchigami, *Angew. Chem., Int. Ed.*, 2012, **124**, 4489–4492.
- (a) D. Karipal Padinjare Veedu, L. A. Connal and L. R. Malins, *Angew. Chem., Int. Ed.*, 2022, **62**, e202215470; (b) B. Deore, J. E. Ocampo, L. D. Pham and C. A. Sanhueza, *J. Org. Chem.*, 2022, **87**, 5952–5960; (c) S. Manmode, K. Matsumoto, T. Nokami and T. Itoh, *Asian J. Org. Chem.*, 2018, **7**, 1719–1729; (d) N. Tanaka, F. Ohnishi, D. Uchihata, S. Torii and J. Nokami, *Tetrahedron Lett.*, 2007, **48**, 7383–7387; (e) T. Nokami, A. Shibuya, H. Tsuyama, S. Suga, A. A. Bowers, D. Crich and J.-I. Yoshida, *J. Am. Chem. Soc.*, 2007, **129**, 10922–10928; (f) V. Dinou, *Rev. Roum. Chim.*, 2007, **52**, 453–466; (g) K. Mitsudo, T. Kawaguchi, S. Miyahara, W. Matsuda, M. Kuroboshi and H. Tanaka, *Org. Lett.*, 2005, **7**, 4649–4652; (h) S. Suzuki, K. Matsumoto, K. Kawamura, S. Suga and J.-I. Yoshida, *Org. Lett.*, 2004, **6**, 3755–3758; (i) J. Nokami, M. Osafune, Y. Ito, F. Miyake, S. Sumida and S. Torii, *Chem. Lett.*, 1999, **28**, 1053–1054; (j) G. Balavoine, A. Gref, J. C. Fischer and A. Lubineau, *Tetrahedron Lett.*, 1990, **31**, 5761–5764; (k) C. Amatore, A. Jutand, J. M. Mallet, G. Meyer and P. Sinay, *J. Chem. Soc., Chem. Commun.*, 1990, 718–719.
- Y. Li, H. Wang, Z. Wang, H. Alhumade, Z. Huang and A. Lei, *Chem. Sci.*, 2023, **14**, 372–378.
- J. Kuzmin, J. Röckl, N. Schwarz, J. Djossou, G. Ahumada, M. Ahlquist and H. Lundberg, *Angew. Chem., Int. Ed.*, 2023, **62**, e202304272.
- Y. Li, Q. Yang, L. Yang, N. Lei and K. Zheng, *Chem. Commun.*, 2019, **55**, 4981–4984.

