



Cite this: *Chem. Commun.*, 2024, 60, 196

Received 18th September 2023,
Accepted 25th October 2023

DOI: 10.1039/d3cc04624a

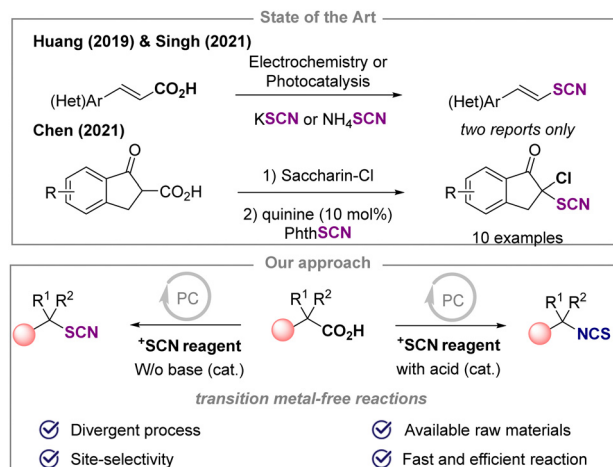
rsc.li/chemcomm

Divergent process for the catalytic decarboxylative thiocyanation and isothiocyanation of carboxylic acids promoted by visible light†

Jordan Vigier,^a Mélissa Gao,^a Philippe Jubault,^{ib} Hélène Lebel^{ib}*^b and Tatiana Besset^{ib}*^a

A divergent photoinduced selective synthesis of thiocyanate and isothiocyanate derivatives from readily available carboxylic acids was developed using *N*-thiocyanatosaccharin and a catalytic amount of base or acid. This molecular editing strategy allowed the functionalization of bioactive compounds. A mechanism for the transformation was proposed based on control experiments.

Organothiocyanates¹ are interesting linchpin residues,² often used to access a wide variety of sulfur-containing molecules.³ They are also found in a number of agrochemical and pharmaceutical compounds and natural products.¹ Molecules bearing a SCN residue on a C(sp³) center are of great interest as exemplified by 9-thiocyanatopupukeanane, fascicularin and psammaplin B. Although synthetic routes for the preparation of SCN-containing molecules are available, there remains a demand for the development of sustainable chemical transformations that meet environmental challenges (*e.g.* circular economy, sustainability, valorization of raw materials). Recently, significant advances have been achieved in direct thiocyanation of C(sp³)–H bonds, in particular for the functionalization of benzylic C–H positions and redox active esters.⁴ The decarboxylative thiocyanation of carboxylic acids seems a promising complementary approach to selectively introduce a thiocyanate moiety in the presence of benzylic C–H positions. Given the plethora of carboxylic acids readily available, the development of such synthetic route will be appealing for both academia and industry, and will expand the chemical space of this class of compounds.⁵ The direct molecular editing strategy⁶ starting from a simple CO₂H group, and its conversion into various functional groups by decarboxylation⁷ has offered a synthetic manifold in organic chemistry



Scheme 1 State of the art and this work. PhthSCN = *N*-thiocyanato-phthalimide.

with a limited amount of waste, especially when using a photocatalyst. However, the use of such a strategy to form a C–SR bond from a C–CO₂H bond is limited compared to other transformations. In particular, for the thiocyanation reaction, only a few examples have been reported to date (Scheme 1). The decarboxylative thiocyanation reaction of cinnamic acid derivatives using either electrochemistry^{8a} or photocatalysis has been achieved, to afford the corresponding vinyl thiocyanates.^{8b} The α -chlorination of β -keto acids with *N*-chlorosaccharin (SaccharinCl) followed by decarboxylative thiocyanation has also been reported to yield the corresponding 2-chloro-2-thiocyanato ketones.^{8c} To the best of our knowledge, no general decarboxylative thiocyanation reaction has been reported with a wide range of carboxylic acids containing a variety of functional groups. Recently, we have shown a strong interest in developing new catalytic processes to synthesize thiocyanate compounds.⁹

Herein, we demonstrate the photoinduced decarboxylative thiocyanation and isothiocyanation reaction on C(sp³) centers

^a Normandie Univ, INSA Rouen, UNIROUEN, CNRS, COBRA (UMR 6014), 76000 Rouen, France. E-mail: tatiana.besset@insa-rouen.fr

^b Department of Chemistry and Center in Green Chemistry and Catalysis (CGCC), Université de Montréal, P.O. Box 6128, Station Downtown, Montréal, QC, H3C 3J7, Canada. E-mail: helene.lebel@umontreal.ca

† Electronic supplementary information (ESI) available. See DOI: <https://doi.org/10.1039/d3cc04624a>



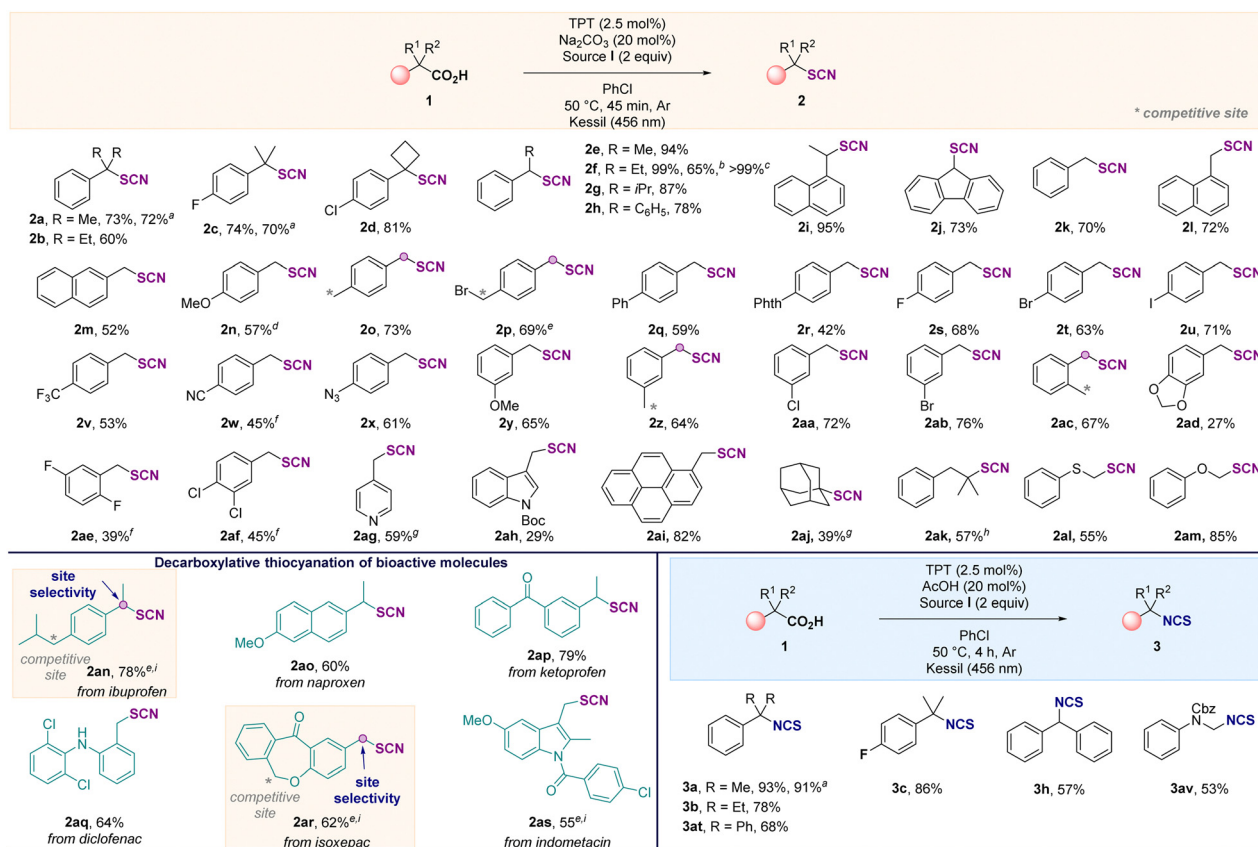
Table 1 Optimization of the reaction

Entry	Variation from standard conditions	Yield 2a ^a (%)	Yield 3a ^a (%)
1	None	87 (72)	—
2	Mes-Acr ⁺ BF ₄ ⁻ (5 mol%)	10	—
3 ^{bc}	PhthSCN	8	3
4 ^{bc}	1,2-Dichloroethane	5	33
5 ^{bc}	CH ₂ Cl ₂	21	36
6 ^{bc}	Et ₃ N (20 mol%)	16	9
7 ^{bc}	CS ₂ CO ₃ (20 mol%)	56	28
8 ^c	AcOH (20 mol%)	29	48
9 ^c	AcOH (20 mol%), 4 h	—	(91)
10 ^{bc}	No TPT	n.r.	n.r.
11 ^{bc}	No light	n.r.	n.r.

¹H NMR yields were determined using 1,1,2,2-tetrachloroethane as internal standard. ^a Isolated yields were given in parenthesis. ^b 16 h. ^c TPT (5 mol%). n.r. = no reaction.

of carboxylic acids using an organic photocatalyst. The study started with the functionalization of the α,α -dimethylphenyl acetic acid **1a** (0.2 mmol) in the presence of the *N*-thiocyanatosaccharin **I**.

After the screening of various parameters, the thiocyanation of **1a** selectively afforded the desired product **2a** in 72% yield after 45 min, when using 2,4,6-triphenylpyrylium tetrafluoroborate (TPT) as the photocatalyst, in the presence of the source **I**, at 50 °C, in chlorobenzene under blue LED irradiation (Table 1, entry 1). The use of the 9-mesityl-10-methylacridinium salt (entry 2) or the *N*-thiocyanatophthalimide (entry 3) for 16 h was detrimental to the reaction. In the latter case, traces of the isothiocyanate product **3a**^{4,10} were also observed. When other photocatalysts, light sources, electrophilic and nucleophilic thiocyanate reagents were evaluated, low or no product was observed (see ESI[†]). Replacing chlorobenzene with other solvents (entries 4 and 5) was not beneficial for the formation of **2a**. Changing the additive (20 mol% of acid or base) and the reaction time (entries 1, 6–9) had a significant effect on the outcome of the reaction, and a selective and divergent process to selectively access **2a** (45 min, 72%, entry 1) or **3a** (4 h, 91%, entry 9) was achieved. In the absence of photocatalyst or light, no reaction occurred (entries 10 and 11) (see ESI[†]). After establishing the best reaction conditions, the reaction scope was explored (Scheme 2). Tertiary (**1a–1d**) and secondary (**1e–1j**) benzylic carboxylic acids were efficiently converted to the corresponding thiocyanates in good yields (**2a–2j**). Interestingly, a scale up was conducted in the case of **1f** and the reaction was also possible under flow conditions affording **2f** in a quantitative yield (see ESI[†]). Primary benzylic carboxylic acids (**1k–1ai**) were also suitable substrates for this



Scheme 2 0.3 mmol of **1** was used unless otherwise stated. Isolated yields are provided. ^a 0.2 mmol scale. ^b 3 mmol scale. ^c Under flow conditions. ^d Product isolated with an inseparable impurity. ^e No base was added. ^f 4 h. ^g 16 h. ^h **2ak** was isolated with **2g** in a 4 : 1 ratio. ⁱ 20 min.



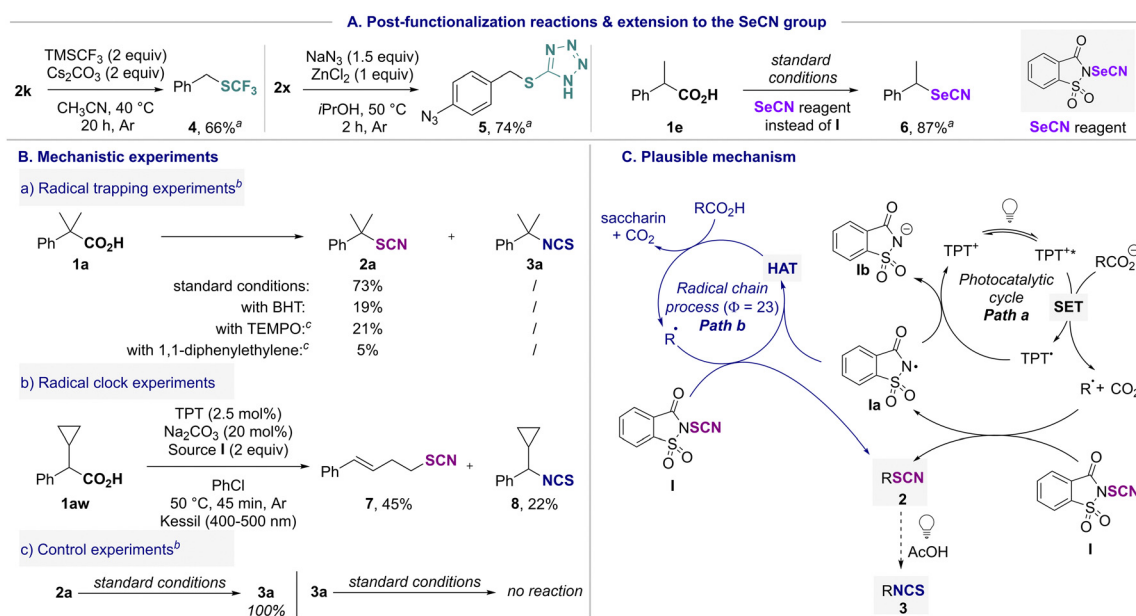
reaction, demonstrating that any substitution pattern for the carbon bearing the carboxylic acid function was tolerated. Furthermore, the reaction was compatible with various functional groups, including halides, azides, or cyanos. Chemoselective functionalization was also observed with substrates containing active benzylic C–H bond, such as **1o**, **1p**, **1z** and **1ac** affording the desired products in good yields. In addition, **2p** was isolated in 69% yield without any nucleophilic substitution reaction with the alkyl bromide, illustrating the complementarity of this approach to existing strategies. Carboxylic acids containing pyridine (**1ag**), indole (**1ah**) and pyrene (**1ai**) residues provided the corresponding products **2ag**–**2ah** and **2ai** in 59%, 29% and 82% yields, respectively. The functionalization of alkyl tertiary carboxylic acids was also achieved. When the reaction was performed with 1-adamantanecarboxylic acid or 2,2-dimethyl-3-phenylpropanoic acid, **2aj** and **2ak** were isolated in 39% and 57% yields, highlighting the added-value of the approach compared with existing routes. Finally, thiophenoxy- and phenoxyacetic acids were suitable substrates, affording **2al** and **2am** in 55% and 85%, respectively. This molecular editing strategy allowed the site-selective late-stage functionalization of several bioactive and complex molecules (**1an**–**1as**, Scheme 2), showing tolerance for halogen (diclofenac **1aq**, indometacin **1as**) and ketone (ketoprofen **1ap** and isoxepac **1ar**). Here again, a significant benefit of this decarboxylative strategy was further demonstrated with the control of the site selectivity of the thiocyanation reaction in the presence of highly reactive benzylic C–H centers as illustrated with the functionalization of ibuprofen **1an** and isoxepac **1ar**. The selective synthesis of isothiocyanate derivatives was possible by using a catalytic amount of acetic acid and extending the reaction time to 4 hours (Table 1, entry 9). Hence, the phenyl isobutyric acid **1a** was easily converted to the corresponding isothiocyanate **3a** in 93% yield. Tertiary and secondary carboxylic acids were suitable for this

reaction as illustrated by the synthesis of compounds **3a**–**3c**, **3h**, **3at** and NCBz-phenylglycine **3av**.

Since organocyanates are known to be potent molecular platform, the SCN residue was readily converted into high value-added moieties (Scheme 3A). In the presence of TMSCF₃ under basic conditions, a Langlois-type nucleophilic substitution afforded trifluoromethylthiolate compound **4** in 66% yield.^{8a,11a} By reaction with NaN₃, a [3+2]-cycloaddition reaction afforded **5** in 74% yield.^{11b} Furthermore, by replacing reagent **I** with the *N*-selenocyanatosaccharin, the corresponding seleno adduct **6** was isolated in 87% yield.¹²

Mechanistic studies were then performed to further understand the transformation (Scheme 3B). First, radical trapping experiments were performed in the presence of 3,5-di-*tert*-4-butylhydroxytoluene (BHT), 2,2,6,6-tetramethyl-piperidine-*N*-oxyl (TEMPO) and 1,1-diphenylethylene (Scheme 3B(a)). In all cases, **2a** was observed in a significantly lower yield compared to the standard reaction conditions and in the last two cases, the TEMPO-adduct and 2,2-diphenylethenyl thiocyanate were detected by HRMS (see ESI†). A radical clock experiment was then conducted starting from **1aw**; the ring-opening product **7** along with the isothiocyanate compound **8** were isolated in 45% and 22% yields, respectively (Scheme 3B(b)). All these results suggested that a radical pathway might be involved in the process. A light ON/OFF experiment (see ESI†) (no reaction in the dark) and the determination of the quantum yield $\Phi = 23$ (see ESI†) supported a photoinduced radical chain process.

To further understand the initiation step of the process, cyclic voltammetry measurements revealed two reduction waves for *N*-thiocyanatosaccharin **I** ($E_p^1 = -0.08$ V vs. SCE & $E_p^2 = -1.6$ V vs. SCE), while **1a** (with and without base) showed an oxidative potential ($E_p = +2.4$ V vs. SCE) (see ESI†). Considering the redox



Scheme 3 A. Post-functionalization reactions & extension to the SeCN group: On 0.3 mmol scale. Isolated yields were given. B. Mechanistic experiments: ^a On 0.2 mmol scale. ^b Determined by ¹H NMR using 1,1,2,2-tetrachloroethane as an internal standard. ^c Adduct detected by HRMS. C. Plausible mechanism.



properties of the organophotocatalyst (TPT) at the excited state ($E^{\circ}(\text{PC}^*/\text{PC}^{\bullet-}) = +2.3 \text{ V vs. SCE}$),¹³ a first reaction of the photocatalyst with the carboxylic acid appears favorable. To elucidate the formation of the isocyanate derivative, additional experiments were performed.¹² When **2a** was used as the starting material, a full conversion to **3a** was observed, whereas no reaction occurred starting from **3a** (Scheme 3B(c)), indicating that **3a** might result from the isomerization of **2a** (see kinetic study in the ESI†). In addition, both light irradiation and acidic conditions were required for the efficient synthesis of isothiocyanates.¹² Based on these experiments and literature reports,¹⁴ a plausible mechanism is shown in Scheme 3C. After irradiation, the excited state of TPT participates in a single-electron oxidation with the aliphatic carboxylate (formed by the deprotonation of the carboxylic acid with sodium carbonate or **1b**) or the carboxylic acid under the isothiocyanation reaction conditions, to afford the corresponding carbon-centered radical (R^{\bullet}) after decarboxylation. The reaction with the source **1** yields product **2** together with the radical residue (**1a**) derived from saccharin (**1**). To complete the catalytic cycle, the latter is then reduced by the radical anion of the photocatalyst ($\text{PC}^{\bullet-}$) to regenerate the photocatalyst together with the saccharin anion **1b** (path a). Alternatively (path b), and taking into account the measured quantum yield ($\Phi = 23$), a radical chain propagation is likely. Therefore, **1a** could also react with the carboxylic acid according to a HAT event to form the corresponding carboxylic acid radical, which upon decarboxylation produces the alkyl radical R^{\bullet} . With respect to the formation of **3**, under acidic conditions and light irradiation, **2** could be fully converted to **3**.

In summary, a transition metal-free photoinduced process has been developed for the divergent and selective synthesis of thiocyanates (45 examples, up to 99% yield) and isothiocyanates (6 examples, up to 93% yield) from a variety of primary, secondary, and tertiary alkyl carboxylic acids including at benzylic and on non-activated tertiary positions as well as on (thio)phenoxyacetic acids. A large number of functional groups including halides, ethers, cyanos, azides, as well as heterocycles are compatible with the reaction conditions. Note that this approach requires no pre-activation steps for the carboxylic acids, and relies on a simple catalytic system using a catalytic amount of additives (base or acid) and organophotocatalyst. The thiocyanation reaction was completed in only 45 min. Various analogs of bioactive drugs were obtained in an efficient manner thanks to this molecular editing strategy, and the method showed a complementary site-selectivity compared to existing methods. Mechanistic studies were performed and a photoinduced radical chain process was proposed for this transformation.

This work has been partially supported by University of Rouen Normandy, INSA Rouen Normandy, the Centre National de la Recherche Scientifique (CNRS), European Regional Development Fund (ERDF), Labex SynOrg (ANR-11-LABX-0029), Carnot Institute I2C, the graduate school for research XL-Chem (ANR-18-EURE-0020 XL CHEM), and Region Normandie. T. B. thanks the European Research Council under the European Union's Horizon 2020 research and innovation program

(758710). J. V. thanks the Region Normandy for a doctoral fellowship. H. L. thanks the Natural Science and Engineering Research Council of Canada (RGPIN-2022-04168), the Canada Foundation for Innovation (Leaders Opportunity Funds - 225006), the Université de Montréal and the Centre in Green Chemistry and Catalysis (FRQNT-2020-RS4-265155-CCVC).

Conflicts of interest

There are no conflicts to declare.

Notes and references

- For reviews, see: (a) A. W. Erian and S. M. Sherif, *Tetrahedron*, 1999, **55**, 7957; (b) T. Castanheiro, J. Suffert, M. Donnard and M. Gulea, *Chem. Soc. Rev.*, 2016, **45**, 494; (c) Q. Xu, L. Zhang, G. Feng and C. Jin, *Chin. J. Org. Chem.*, 2019, **39**, 287; (d) M. Gulea and M. Donnard, *Curr. Green Chem.*, 2020, **7**, 201; (e) S. Rezayati and A. Ramazani, *Tetrahedron*, 2020, **76**, 131382; (f) M. Gao, M. Vuagnat, M.-Y. Chen, X. Pannecoucke, P. Jubault and T. Besset, *Chem. – Eur. J.*, 2021, **27**, 6145; (g) H. Chen, X. Shi, X. Liu and L. Zhao, *Org. Biomol. Chem.*, 2022, **20**, 6508; (h) F. Buttard and T. Besset, *SynOpen*, 2023, **7**, 117.
- (a) R. G. Guy, *The Chemistry of Cyanates and Their Thio Derivatives*, ed. S. Patai, John Wiley & Sons, New York, 1977, ch. 18, vol. 2, pp. 819–886; (b) B. Bayarmagnai, C. Matheis, K. Jouvin and L. J. Goossen, *Angew. Chem., Int. Ed.*, 2015, **54**, 5753; (c) H.-Y. Xiong, A. Bayle, X. Pannecoucke and T. Besset, *Angew. Chem., Int. Ed.*, 2016, **55**, 13490.
- E. A. Iardi, E. Vitaku and J. T. Njardarson, *J. Med. Chem.*, 2014, **57**, 2832.
- For benzylic C–H thiocyanation, see: (a) C. Jiang, P. Chen and G. Liu, *CCS Chem.*, 2020, **3**, 1884; (b) D. Liu, Z. Zhang, J. Yu, H. Chen, X. Lin, M. Li, L. Wen and W. Guo, *Org. Chem. Front.*, 2022, **9**, 2963; (c) B. Maeda, Y. Aihara, A. Sato, T. Kinoshita and K. Murakami, *Org. Lett.*, 2022, **24**, 7366; (d) D. Wu, Y. Duan, K. Liang, H. Yin and F.-X. Chen, *Chem. Commun.*, 2021, **57**, 9938; From redox active esters: (e) J. Wu, C. Shu, Z. Li, A. Noble and V. K. Aggarwal, *Angew. Chem., Int. Ed.*, 2023, e202309684.
- L. J. Goossen, N. Rodríguez and K. Goossen, *Angew. Chem., Int. Ed.*, 2008, **47**, 3100.
- H. Hui, Z. Wang, S. Wang and C. Xu, *Org. Chem. Front.*, 2022, **9**, 1451.
- (a) J. Xuan, Z.-G. Zhang and W.-J. Xiao, *Angew. Chem., Int. Ed.*, 2015, **54**, 15632; (b) L. Li, Y. Yao and N. Fu, *Eur. J. Org. Chem.*, 2023, e202300166 and references cited therein; (c) A. Reichle and O. Reiser, *Chem. Sci.*, 2023, **14**, 4449–4462.
- (a) S.-M. Yang, T.-J. He, D.-Z. Lin and J.-M. Huang, *Org. Lett.*, 2019, **21**, 1958; (b) D. Jaiswal, J. Tiwari, S. Singh, Kartikey, J. Singh and J. Singh, *Catal. Lett.*, 2021, **151**, 1738; (c) D. Wu, C. Li, Y. Duan, H. Yin and F.-X. Chen, *Org. Chem. Front.*, 2021, **8**, 3724.
- (a) M. Gao, M.-Y. Chen, X. Pannecoucke, P. Jubault and T. Besset, *Chem. – Eur. J.*, 2020, **26**, 15497; (b) M.-Y. Chen, X. Pannecoucke, P. Jubault and T. Besset, *J. Org. Chem.*, 2019, **84**, 13194.
- J. Qiu, D. Wu, L. Yuan, P. Long, H. Yin and F.-X. Chen, *J. Org. Chem.*, 2019, **84**, 7917.
- (a) K. Jouvin, C. Matheis and L. J. Goossen, *Chem. – Eur. J.*, 2015, **21**, 14324; (b) S. Vorona, T. Artamonova, Y. Zevatskii and L. Myznikov, *Synthesis*, 2014, 781.
- The following paper describing the formation of C(sp³)–SeCN bonds from alkyl carboxylic acids appeared during the writing of this manuscript: Y. Gao, R. Hua, H. Yin and F.-X. Chen, *Org. Chem. Front.*, 2023, **10**, 2538.
- <https://macmillan.princeton.edu/photoredox-3/>.
- (a) N. A. Romero and D. A. Nicewicz, *Chem. Rev.*, 2016, **116**, 10075; (b) M. A. Cismesia and T. P. Yoon, *Chem. Sci.*, 2015, **6**, 5426; (c) L. Candish, L. Pitzer, A. Gómez-Suárez and F. Glorius, *Chem. – Eur. J.*, 2016, **22**, 4753; (d) T. Brégent, J.-P. Bouillon and T. Poisson, *Org. Lett.*, 2020, **22**, 7688.

