



Cite this: *Chem. Commun.*, 2024, 60, 11928

Received 7th August 2024,
Accepted 21st September 2024

DOI: 10.1039/d4cc04023f

rsc.li/chemcomm

syn-1,2-Diaminobenzocyclobutenes from [2+2] cycloaddition of 2-imidazolones with arynes†

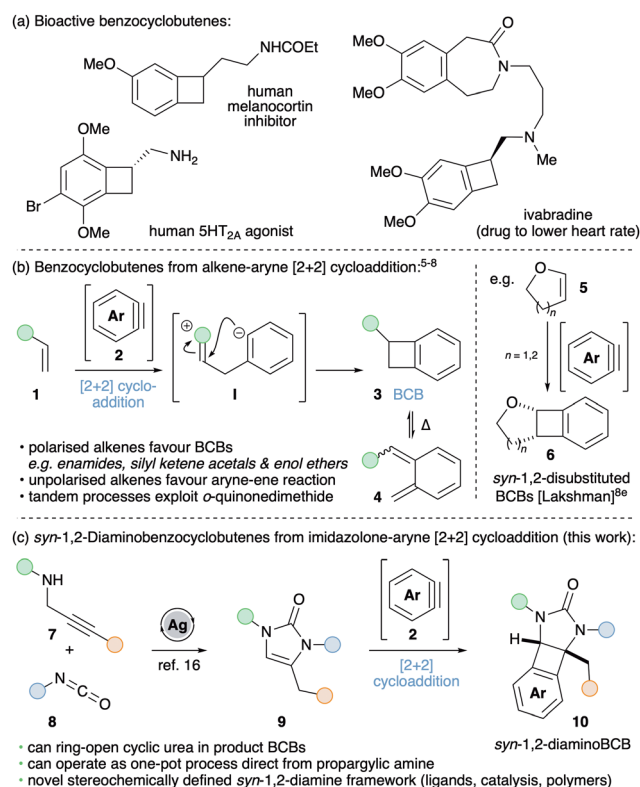
Haseeb Ur Rehman Shah, Qi Li and Christopher R. Jones *

Formal [2+2] cycloaddition of arynes with 2-imidazolones affords syn-1,2-diaminobenzocyclobutenes. The transformation can also be conducted as a one-pot, three-stage process direct from simple propargyl amines and isocyanates to afford the new stereochemically defined benzocyclobutene frameworks.

The bicyclo[4.2.0]octa-1,3,5-triene structural motif (commonly known as benzocyclobutene, BCB) occurs in many bioactive natural products and pharmaceutically active compounds (Scheme 1a).¹ BCBs also represent attractive building blocks for generating diverse carbo- and hetero-cyclic frameworks and in the preparation of polymeric materials. This is due to the thermally activated electrocyclic ring-opening of cyclobutene that reveals valuable *o*-quinonodimethide intermediates. These reactive species are trapped *via* intra- and inter-molecular Diels–Alder reactions in the synthesis of natural products and drug-like scaffolds,² as well as undergoing a range of polymerization reactions to afford high-performance resins with broad applications in materials chemistry.³ BCBs have been prepared using many different methods, including 1,4-elimination from *o*-difunctionalised arenes,^{4a,b} Parham cyclisation,^{4c} [2+2+2] cyclotrimerisations,^{4d} photochemical cycloadditions,^{4e} extrusion reactions^{4f} and cyclopropene ring expansion.^{4g}

Conceptually, the simplest approach to accessing BCBs **3** is through formal [2+2] cycloaddition between alkenes **1** and arynes **2** (Scheme 1b).^{5–8} Arynes are versatile reactive intermediates that rapidly afford valuable benzenoid and heterocyclic frameworks.⁹ They have experienced a recent resurgence in interest due to the advent of aryne precursors that act under mild conditions, such as the *o*-trimethylsilylaryl triflates (oSATs),¹⁰ hexadehydro-Diels–Alder reaction of polyalkynes¹¹ and the development of arenes bearing onium ion leaving groups.¹² With a few exceptions,⁵ the reaction between simple

alkenes and arynes typically affords BCBs in low yields as a result of competing ene reactions.⁶ However, more polarised alkenes favour cycloaddition; the introduction of a single nitrogen atom proving successful with enamide and enamine-type coupling partners.⁷ For example, Hsung and co-workers reported an elegant ring-expansion methodology used for the total synthesis of chelidonine and norchelidonene that operates *via* a tandem aryne-enamide [2+2] cycloaddition – electrocyclic ring-opening – intramolecular



Scheme 1 (a) Benzocyclobutenes in medicinal chemistry. (b) and (c) Synthetic approaches to BCBs *via* formal [2+2] cycloaddition between alkenes and arynes.

Department of Chemistry, Queen Mary University of London, Mile End Road, London, E1 4NS, UK. E-mail: c.jones@qmul.ac.uk

† Electronic supplementary information (ESI) available. See DOI: <https://doi.org/10.1039/d4cc04023f>



Diels–Alder reaction.^{7b,c} Silyl ketene acetals and enol ethers have also shown to be productive substrates for BCB formation; more specifically *cis*-enol ethers underwent preferential [2+2] cycloaddition whereas *trans*-enol ethers favoured ene reaction.⁸ Lakshman and co-workers exploited these observations by employing cyclic enol ethers **5** to furnish a range of stereochemically defined *syn*-1,2-disubstituted BCBs **6** in good yields with a range of arynes accessed *via* *o*SAT precursors.^{8e}

Given our interest in the chemistry of arynes,¹³ we postulated that suitably protected cyclic 1,2-diaminosubstituted alkenes (**9**) would give rise to *syn*-1,2-diaminoBCBs (**10**) *via* formal [2+2] cycloaddition with arynes (Scheme 1c). Inspired by the previous work of Lakshman with cyclic enol ethers^{8e} and reports using mono-substituted cyclic enamine equivalents,^{7e,f} our strategy would afford novel stereochemically defined 1,2-diamino frameworks. Chiral 1,2-diamines are important structural motifs in bio- and pharmaceutically active compounds.^{14a,b} They also act as privileged ligands in asymmetric transition metal catalysis and are key components of chiral organocatalysts.^{14c,d} It follows that methods to access new 1,2-diamino motifs are of significant synthetic interest. Furthermore, the development of a differently functionalized BCB derivative should offer exciting opportunities in polymer research.

To test our hypothesis, 2-imidazolones **9** were selected as the cyclic 1,2-diaminosubstituted alkenes.¹⁵ These N-heterocycles are easily prepared from commercially available propargylic amines and isocyanates, as reported by Van der Eycken.¹⁶ In addition to the synthetic accessibility of these 1,2-diamino-substituted alkenes, the urea moiety was chosen with a view to attenuating potential competing aryne reactivity at nitrogen. As such, *N*-phenyl-*N*-methyl-2-imidazolone **11a** was exposed to 2-trimethylsilylphenyl triflate **12a** under a variety of common aryne-forming conditions (see Table 1 for selected optimisation studies). Pleasingly, treatment with CsF in acetonitrile afforded the desired *syn*-1,2-diaminoBCB **13aa** as the major product in 41% yield (entry 1). A small amount of starting material was recovered, along with a by-product identified as benzodiazepine **14aa**.¹⁷ This is proposed to form *via* aryne insertion into either of the C–N sigma bonds of the urea; analogous ring-expansion having previously been described with the related saturated cyclic urea, *N,N*-dimethylimidazolidone.¹⁸ Increasing the reaction temperature, the molar ratio of CsF to *o*SAT **12a** and the number of equivalents of **12a** all resulted in reduced BCB formation and a more complex reaction mixture (entries 2–4). Employing different salts and/or additives to modify fluoride solubility did not improve BCB formation; instead, higher levels of benzodiazepine were observed (entries 5–10). With the rate of aryne formation seemingly playing a key role in determining product selectivity, slow addition of precursor **12a** was performed. Whilst BCB **13aa** remained the major product, the yield from dropwise addition was lowered compared to adding in one portion (entry 11 *vs.* entry 1). Finally, altering the reaction concentration did not have a significant effect on the amount of BCB produced, however the relative quantities of benzodiazepine increased (entries 12 and 13).

With optimised conditions in hand for the formation of BCBs and having established that there is a fine balance

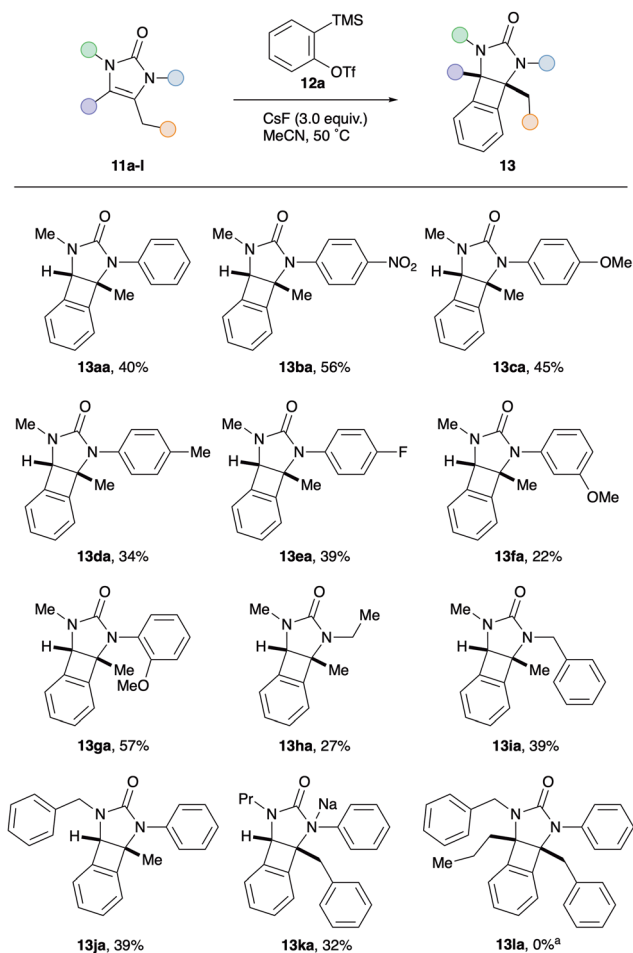
Table 1 Selected optimization studies for the preparation of *syn*-1,2-diaminoBCBs^a

Entry	Fluoride source	Additive	Solvent	T (°C)	Yield ^b (%)		
					11a	13aa	14aa
1	CsF	—	MeCN	50	12	41	7
2	CsF	—	MeCN	70	9	24	1
3 ^c	CsF	—	MeCN	50	23	32	14
4 ^d	CsF	—	MeCN	50	11	12	2
5	CsF	18-Crown-6	MeCN	50	12	12	35
6	KF	18-Crown-6	THF	50	4	14	14
7	TBAF	—	THF	50	20	12	22
8	TBAT	—	THF	50	37	20	46
9	CsF	—	PhMe/MeCN (3 : 1)	110	61	8	8
10	CsF	—	PhMe/MeCN (3 : 1)	50	8	21	19
11 ^e	CsF	—	MeCN	50	11	21	12
12 ^f	CsF	—	MeCN	50	14	43	29
13 ^g	CsF	—	MeCN	50	9	36	22

^a Reaction conditions: *o*SAT **12a** (1.0 equiv.), fluoride source (3.0 equiv.), additive (3.0 equiv.), solvent [0.15 M], 14 h, N₂ atmosphere. ^b ¹H NMR yield *vs.* CH₂Br₂ internal standard. ^c 5.0 equiv. of CsF. ^d 3.0 equiv. of *o*SAT **12a** & 9.0 equiv. of CsF. ^e 1.0 equiv. of *o*SAT **12a** added dropwise *via* syringe pump over 1 h. ^f 0.03 M in MeCN. ^g 0.3 M in MeCN.

between competing reaction pathways, attention turned to investigating the influence of substitution around the 2-imidazolone framework (Scheme 2). Firstly, the effect of the *N*-substituent introduced by the isocyanate starting material was studied. Pleasingly, *N*-aryl moieties with electron-withdrawing groups (*p*-NO₂ **11b**, *p*-F **11e**) and electron-donating groups (*p*-OMe **11c**, *p*-Me **11d**, *m*-OMe **11f**, *o*-OMe **11g**) all afforded the corresponding BCBs in similar yields to the parent *N*-Ph derivative **13aa**. Interestingly, the difference between *m*-OMe (**13fa**, 22%) and *o*-OMe (**13ga**, 57%) derivatives suggests that sterics at nitrogen do not play a key role in product selectivity. The transformation was also amenable to *N*-alkyl imidazolones, affording *N*-ethyl BCB **13ha** and *N*-benzyl BCB **13ia** in 27% and 39% yields respectively. Next, several modifications were made to the imidazolone scaffold *via* the propargylic amine component. Changing from an *N*-methyl to *N*-benzyl imidazolone (**11j**) had little effect on the yield, with *N*-benzyl BCB **13ja** obtained in 39% yield. Likewise, replacing the exocyclic methyl group on the imidazolone alkene with a larger substituent did not significantly alter the yield of the [2+2] cycloaddition; the benzyl BCB **13ka** isolated in 32% yield. Finally, the transformation was attempted with a fully substituted imidazolone **11l**. Intriguingly this afforded no trace of the expected BCB **13la**, instead the corresponding regioisomeric benzodiazepines were produced in a separable 1.2:1.0 ratio (combined 55% NMR yield, see ESI†). This observation offered an insight into the mechanism of the [2+2] cycloaddition, suggesting that initial attack of the aryne occurs at the unsubstituted end of the imidazolone alkene. When the aryne–alkene



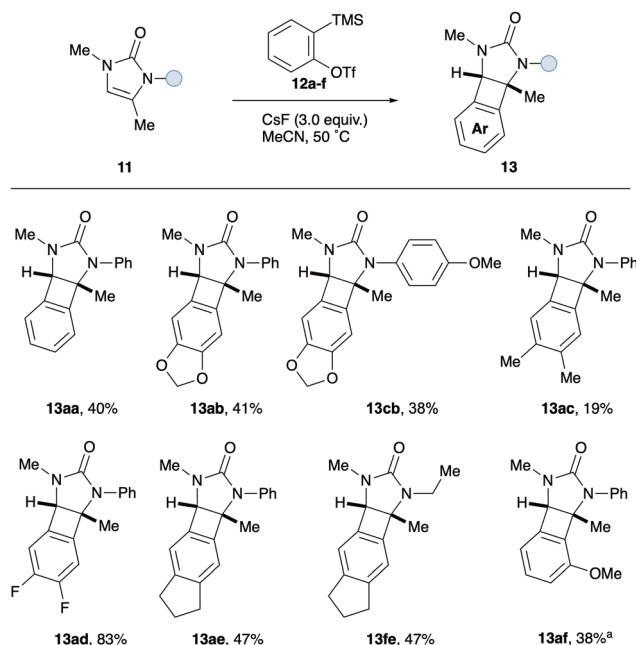


Scheme 2 Synthesis of *syn*-1,2-diaminoBCBs **13** with different 2-imidazolone derivatives **11a–l**. Reaction conditions: imidazolone **11** (1.0 equiv.), *o*SAT **12a** (1.0 equiv.), CsF (3.0 equiv.), MeCN (0.15 M), 50 °C, 14 h, N₂ atmosphere. Yields of isolated products throughout. ^a Afforded 1.2:1.0 ratio of corresponding regioisomeric benzodiazepines (55% combined NMR yield).

approach is too hindered, in the case of tetra-substituted alkene **11l**, attack at nitrogen takes precedence and leads to formal aryne insertion into the N–C(O) sigma bonds.

We next investigated the effect of substitution on the aryne (Scheme 3). Electron-donating and withdrawing groups (**12b–f**) typically afforded the corresponding arene-functionalised BCBs **13** in comparable yields to benzyne precursor **12a**. It is noteworthy that the most electron deficient aryne (3,4-difluoro, **12d**) proved to be the most proficient coupling partner overall, furnishing BCB **13ad** in excellent yield (83%). Finally, when imidazolone **11a** was exposed to unsymmetrical *o*-methoxy aryne precursor **12f**, *o*-Me BCB **13af** was isolated as a single regioisomer in 38% yield. Given the established preference for nucleophilic attack at the distal position of *o*-methoxy aryne, the exclusive formation of BCB **13af** suggests that the imidazolone reacts at the least substituted end of the alkene. This observation supports the previous mechanistic insight drawn from the tetrasubstituted alkene **11j** (see Scheme 2).

Having synthesised a range of *syn*-1,2-diaminoBCBs **13** from the corresponding 2-imidazolones **11**, we postulated whether

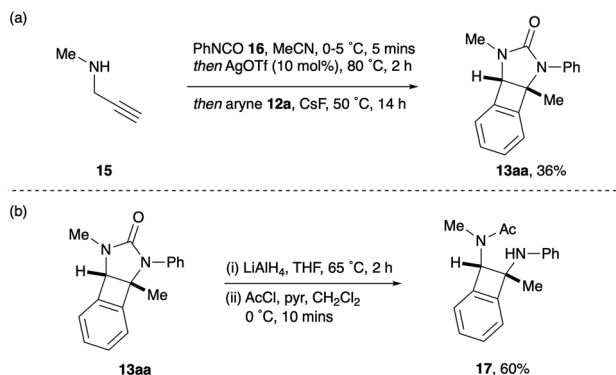


Scheme 3 Synthesis of *syn*-1,2-diaminoBCBs **13** with different aryne derivatives **12a–f**. Reaction conditions: imidazolone **11** (1.0 equiv.), *o*SAT **12** (1.0 equiv.), CsF (3.0 equiv.), MeCN (0.15 M), 50 °C, 14 h, N₂ atmosphere. Yields of isolated products throughout. ^a Single regioisomer observed.

the stereochemically defined BCBs could be accessed directly from propargyl amines **7** and isocyanates **8**. This would streamline the process by removing the isolation and purification of intermediate imidazolones. To this end, *N*-methyl propargyl amine **15** and phenyl isocyanate **16** were subjected to the urea-formation – cyclisation procedure described by Van der Eycken (Scheme 4a).¹⁶ Upon complete conversion to the imidazolone **11a**, CsF and *o*SAT **12a** were added and the reaction heated at 50 °C for 14 hours. Pleasingly, the desired BCB **13aa** was isolated in 36% yield from propargyl amine **15** *via* the one-pot, three-stage process. This compares favourably to performing two separate steps, first to isolate the imidazolone (94%) and then to generate the BCB (41%). Finally, the cyclic urea within the product BCBs could be ring-opened *via* a two-step reduction and acetylation procedure, to reveal the general *syn*-1,2-diaminoBCB framework **17** for future applications (Scheme 4b).

In conclusion, the formal [2+2] cycloaddition of 2-imidazolones and arynes has been achieved, delivering novel *syn*-1,2-diaminoBCBs. The transformation can also be conducted as a one-pot, three-stage process direct from commercially available propargylic amines and isocyanates, offering simple access to imidazolone substrate variation. Overcoming competing reactivity at nitrogen, in addition to other deleterious reaction pathways, proved a challenge for the methodology and accounts for the moderate yields typically observed. Nevertheless, these new stereochemically defined BCB frameworks offer attractive synthetic potential for use in asymmetric catalysis – as chiral ligands for transition metals or key components in





Scheme 4 (a) One-pot formation of BCBs from propargyl amine. (b) Imidazolidone ring-opening.

organocatalysts – and as building blocks for both the synthesis of complex molecules and the preparation of polymeric materials.

We are grateful to the Higher Education Commission of Pakistan (studentship to HS) and China Scholarship Council (studentship to QL) for financial support.

Data availability

The data supporting this article have been included as part of the ESI.†

Conflicts of interest

There are no conflicts to declare.

Notes and references

- Selected reviews: (a) G. Mehta and S. Kotha, *Tetrahedron*, 2001, 57, 625; (b) A. K. Sadana, R. K. Saini and W. E. Billups, *Chem. Rev.*, 2003, 103, 1539; (c) S. Kotha, K. Lahiri and Y. Tangella, *Asian J. Org. Chem.*, 2021, 10, 3166.
- Selected examples: (a) Y. Matsuya, S. Masuda, T. Itoh, T. Murai and H. Nemoto, *J. Org. Chem.*, 2005, 70, 6898; (b) Z. X. Ma, J. B. Feltenberger and R. P. Hsung, *Org. Lett.*, 2012, 14, 2742; (c) M. Mazurais, C. Lescot, P. Retailleau and P. Dauban, *Eur. J. Org. Chem.*, 2014, 66; (d) P. Maurina, D. Moraleda, H. Pellissier, R. Rodriguez and M. Santelli, *Synlett*, 2015, 725.
- Selected examples: (a) M. F. Farona, *Prog. Polym. Sci.*, 1996, 21, 505; (b) J. Yang, Y. Huang and K. Cao, in *Polymerisation*, ed. A. De Silva Gomes, IntechOpen, 2012, vol. 9, p. 201; (c) C. Pugh, J. S. Baker and W. K. Storms, *Synlett*, 2014, 148.
- Selected examples: (a) H. Finkelstein, *Chem. Ber.*, 1959, 92, xxxvii; (b) M. P. Cava and D. R. Napier, *J. Am. Chem. Soc.*, 1956, 78, 500; (c) M. S. Sardesai and H. N. Abramson, *Org. Prep. Proced. Int.*, 1991, 23, 419; (d) S. Kotha and P. Khedkar, *J. Org. Chem.*, 2009, 74, 5667; (e) Y. Wada, T. Tago, K. Sugata and J. Nishimura, *J. Org. Chem.*, 1992, 57, 5955; (f) H. Higuchi, T. Otsubo, F. Ogura, H. Yamaguchi, Y. Sakata and S. Misumi, *Bull. Chem. Soc. Jpn.*, 1982, 55, 182; (g) P. Muller, G. Bernardinelli, Y. Jacquier and A. Ricca, *Helv. Chim. Acta*, 1989, 72, 1618.
- (a) Z. Chen, X. Han, J. H. Liang, J. Yin, G. A. Yu and S. H. Liu, *Chin. Chem. Lett.*, 2014, 25, 1535; (b) X. Que, Y. Yan and Z. Qiu, *Eur. Polym. J.*, 2018, 103, 410.
- Y. Yang and C. R. Jones, *Synthesis*, 2022, 5042.
- (a) M. E. Kuehne, *J. Am. Chem. Soc.*, 1962, 84, 837; (b) J. B. Feltenberger, R. Hayashi, Y. Tang, E. S. C. Babiash and R. P. Hsung, *Org. Lett.*, 2009, 11, 3666; (c) Z.-X. Ma, J. B. Feltenberger and R. P. Hsung, *Org. Lett.*, 2012, 14, 2742; (d) A. Picard, S. Ciblat and Y. K. Ramtohl, *Synlett*, 2020, 507; (e) X. Cheng, N. Yang, W. Zeng, L. Wang, P. Li and H. Li, *Chem. Commun.*, 2021, 57, 7047; (f) D. F. Dewez, C. Diacofotaki and G. Evano, *Org. Chem. Front.*, 2021, 8, 6699.
- (a) R. V. Stevens and G. S. Bisacchi, *J. Org. Chem.*, 1982, 47, 2393; (b) P. Maurin, M. Ibrahim-Ouali and M. Santelli, *Tetrahedron Lett.*, 2001, 42, 8147; (c) T. Hamura, Y. Ibusuki, H. Uekusa, T. Matsumoto, J. S. Siegel, K. K. Baldrige and K. Suzuki, *J. Am. Chem. Soc.*, 2006, 128, 10032; (d) C. Pugh, J. S. Baker and W. K. Storms, *Synlett*, 2014, 148; (e) V. R. Yedulla, P. Pradhan, L. Yang and M. K. Lakshman, *Eur. J. Org. Chem.*, 2015, 750.
- Selected reviews: (a) R. Sanz, *Org. Prep. Proced. Int.*, 2008, 40, 215; (b) P. M. Tadross and B. M. Stoltz, *Chem. Rev.*, 2012, 112, 3550; (c) A. V. Dubrovskiy, N. A. Markina and R. C. Larock, *Org. Biomol. Chem.*, 2013, 11, 191; (d) R. W. Hoffmann and K. Suzuki, *Angew. Chem., Int. Ed.*, 2013, 52, 2655; (e) D. Pérez, D. Peña and E. Guitian, *Eur. J. Org. Chem.*, 2013, 5981; (f) J.-A. García-López and M. F. Greaney, *Chem. Soc. Rev.*, 2016, 45, 6766; (g) O. J. Diamond and T. J. Marder, *Org. Chem. Front.*, 2017, 4, 891; (h) F. I. M. Idris and C. R. Jones, *Org. Biomol. Chem.*, 2017, 15, 9044; (i) J. Shi, L. Li and Y. Li, *Chem. Rev.*, 2021, 121, 3892.
- Y. Himeshima, T. Sonoda and H. Kobayashi, *Chem. Lett.*, 1983, 1211.
- T. R. Hoyer, B. Baire, D. Niu, P. H. Willoughby and B. P. Woods, *Nature*, 2012, 490, 208.
- Selected examples: (a) M. Lanzi, T. Rogge, T. S. Truong, K. N. Houk and J. Wencel-Delord, *J. Am. Chem. Soc.*, 2023, 145, 345; (b) R. A. Roberts, B. E. Metz, A. Nilova and D. R. Stuart, *J. Am. Chem. Soc.*, 2023, 145, 3306; (c) B. E. Metz, R. A. Roberts, A. Nilova and D. R. Stuart, *Chem. Sci.*, 2023, 14, 13885; (d) O. Smith, M. J. Hindson, A. Sreenithya, V. Tataru, R. S. Paton, J. W. Burton and M. D. Smith, *Nat. Synth.*, 2024, 3, 58.
- (a) P. Trinchera, W. Sun, J. E. Smith, D. Palomas, R. Crespo-Otero and C. R. Jones, *Org. Lett.*, 2017, 19, 4644; (b) F. I. M. Idris, C. E. Majesté, G. B. Craven and C. R. Jones, *Chem. Sci.*, 2018, 9, 2873; (c) W. Sun, P. Trinchera, N. Kurdi, D. Palomas, R. Crespo-Otero, S. Afshinjavid, F. Javid and C. R. Jones, *Synthesis*, 2018, 4591; (d) Y. Yang, Y. Xu and C. R. Jones, *Eur. J. Org. Chem.*, 2019, 5196; (e) E. A. Neal, A. Y. R. Werling and C. R. Jones, *Chem. Commun.*, 2021, 57, 1663; (f) W. Sun, M. Uttendorfer, F. I. M. Idris, A. W. Y. Werling, K. Siddiq and C. R. Jones, *Chem. Commun.*, 2023, 59, 11823.
- Selected examples: (a) D. Lucet, T. Le Gall and C. Mioskowski, *Angew. Chem., Int. Ed.*, 1998, 37, 2580; (b) S. R. Saibabu Kotti, C. Timmons and G. Li, *Chem. Biol. Drug Des.*, 2006, 67, 101; (c) J.-C. Kizirian, *Chem. Rev.*, 2008, 108, 140; (d) A. Mishra and S. Hanessian, *Synthesis*, 2024, 56, 2747.
- Selected reviews: (a) K. Lauder, A. Toscani, N. Scalacci and D. Castagnolo, *Chem. Rev.*, 2017, 117, 14091; (b) S. Farshbaf, L. Sreerama, T. Khodayari and E. Vessally, *Chem. Rev. Lett.*, 2018, 1, 56.
- V. A. Peshkov, O. P. Pereshivkov, S. Sharma, T. Meganathan, V. S. Parmar, D. S. Ermalot'ev and E. V. Van der Eycken, *J. Org. Chem.*, 2011, 76, 2867.
- Unable to isolate a pure sample of 14aa for unequivocal characterisation, due to apparent instability of trisubstituted alkene in product. However, benzodiazepines 14la and 14la' (containing a tetrasubstituted alkene and obtained from the reaction of imidazolone derivative 11l with arylene 2a) were isolable and fully characterised (see ESI† for details). Benzodiazepine 14aa was therefore proposed by analogy with the NMR spectroscopic data of 14la and 14la' and supported by mass spectrometric data. Note: assignment of regioisomers was not possible for 14aa.
- (a) H. Yoshida, E. Shirakawa, Y. Honda and T. Hiyama, *Angew. Chem., Int. Ed.*, 2002, 41, 3247; (b) N. Saito, K. I. Nakamura, S. Shibano, S. Ide, M. Minami and Y. Sato, *Org. Lett.*, 2013, 15, 386.

