

Cite this: *Chem. Sci.*, 2025, 16, 9436

All publication charges for this article have been paid for by the Royal Society of Chemistry

Received 26th January 2025
Accepted 1st April 2025

DOI: 10.1039/d5sc00711a

rsc.li/chemical-science

Synthesis of bicyclo[3.2.0]heptane lactones via a ligand-enabled Pd-catalyzed C(sp³)–H activation cascade†

Zhoulong Fan, Xinpei Cai, Tao Sheng and Jin-Quan Yu *

Bicyclo[3.2.0]heptane lactones represent an important scaffold in bioactive molecules. Herein, we report a diastereoselective synthetic disconnection to access bicyclo[3.2.0]heptane lactones from bicyclo[1.1.1]pentane carboxylic acids, which proceeds through palladium-catalyzed C–H activation and C–C cleavage processes. By using two different classes of ligands, MPAA and pyridone-amine, either all-*syn* arylated bicyclo[3.2.0]heptane lactones or non-arylated ones can be synthesized. The bicyclo[3.2.0]heptane lactone products were converted into multiple substituted cyclobutane, γ -lactone, and oxobicyclo[3.2.0]heptane derivatives to showcase the synthetic versatility of this method.

Introduction

The bicyclo[3.2.0]heptane scaffold is frequently encountered in natural products and biologically active molecules (Fig. 1A).^{1–5} Its unique three-dimensional structure enhances its efficiency in binding to protein targets. Consequently, accessing diverse substitution patterns is crucial for exploring the chemical space availability of such a scaffold. The most direct method for accessing the highly functionalized bicyclo[3.2.0]heptane motif involves an intramolecular [2 + 2] cycloaddition reaction (Fig. 1B(i)), as reported by Chirik,^{6–8} Yoon,^{9,10} Burns,¹¹ Rošca,¹² You,¹³ Toste,¹⁴ Mascareñas,¹⁵ and Yu¹⁶ *via* transition metal-catalysis. Additionally, Leonori, Ruffoni, Merino and coworkers have reported a dearomatization strategy for constructing 2-azabicyclo[3.2.0]heptane motifs from nitroarenes (Fig. 1B(ii)).¹⁷ Furthermore, direct functionalizations on the bicyclo[3.2.0]heptane scaffold have been achieved through transition metal-catalyzed addition of cyclobutene (Fig. 1B(iii)).^{18,19} However, these methods often do not offer control over diastereoselectivity. Therefore, there is a pressing need for the development of a strategy capable of accessing a functionalized bicyclic scaffold with exclusive diastereoselectivity.

Bicyclo[3.2.0]heptane lactones are not only bioactive but also versatile precursors for diverse bicyclo[3.2.0]heptane scaffolds, such as azabicyclo[3.2.0]heptanes and oxobicyclo[3.2.0]heptanes. The previous method involves three steps starting from pre-assembled cyclobutane derivatives, including C–H arylation, Boc protection, and TBS deprotection (Fig. 1C).²⁰

Inspired by our recent work on palladium-catalyzed C–C cleavage of bicyclo[1.1.1]pentanol to form functionalized cyclobutenes diastereoselectively,²¹ we began to develop a palladium-catalyzed C–H arylation and sequential C–C cleavage/lactonization of bicyclo[1.1.1]pentane carboxylic acids for the construction of arylated bicyclo[3.2.0]heptane lactones in a diastereoselective manner (Fig. 1D). This process is realized using a mono-*N*-protected amino acid (MPAA) ligand. Interestingly, in the absence of aryl iodides, the different products, bicyclo[3.2.0]heptane lactones, were also obtained by switching the bidentate ligands from Ac-*L*-Val-OH to pyridone-amine L14.

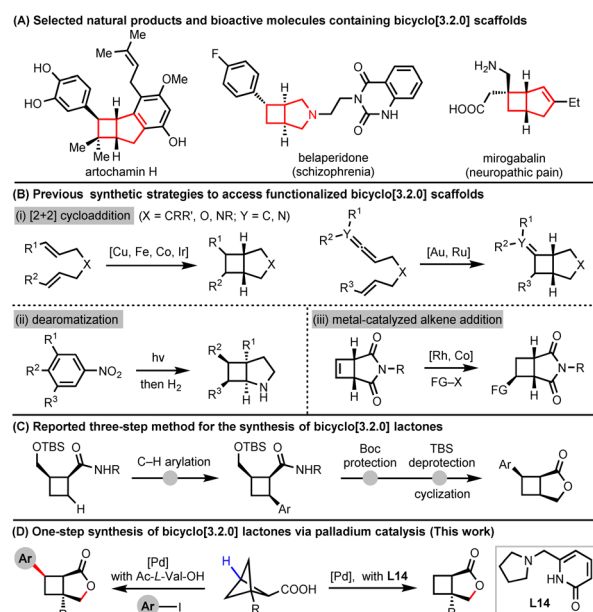


Fig. 1 Importance and synthetic approaches of functionalized bicyclo[3.2.0]heptane scaffolds.

Department of Chemistry, The Scripps Research Institute, 10550 North Torrey Pines Road, La Jolla, CA 92037, USA. E-mail: yu200@scripps.edu

† Electronic supplementary information (ESI) available. CCDC 2204195 and 2252736. For ESI and crystallographic data in CIF or other electronic format see DOI: <https://doi.org/10.1039/d5sc00711a>



Ring opening of such motifs to generate trisubstituted cyclobutanes and γ -lactones, as well as reduction to form arylated oxobicyclo[3.2.0]heptane demonstrates the synthetic utility of these scaffolds.

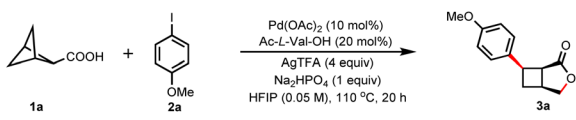
Results and discussion

Our investigation commenced with the evaluation of ligand effects using bicyclo[1.1.1]pentane carboxylic acid **1a** as a model substrate (Table 1). In the absence of a ligand, the desired arylated bicyclo[3.2.0]heptane lactone product **3a** was observed in a very low 18% yield (entry 2). Considering the known capability of bidentate MPAA ligands to promote the C(sp³)-H activation of free carboxylic acids,^{22,23} we explored a series of readily available MPAA ligands and related derivatives (entry 1, entries 3–7). Gratifyingly, Ac-L-Val-OH, identified as an optimal ligand, delivered product **3a** in a yield of 66%, while other ligands gave lower yields (30–39%). Next, we investigated additional monodentate ligand scaffolds,^{24–27} such as pyridines **L3** and **L4**, pyridone **L5** and quinoline **L6** (entries 8–11). However, these ligands did not enhance the reaction yields (21–54%). In the

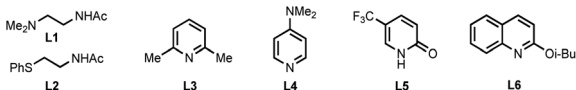
absence of palladium, no product was detected (entry 12). A significantly decreased yield was obtained when replacing Pd(OAc)₂ with Pd(TFA)₂ (entry 13). Control experiments involving silver salts indicated that AgTFA is indispensable, suggesting that the trifluoroacetate anion plays a crucial role in the catalytic system (entries 14–16). Furthermore, several bases were also examined (entries 18–19). The use of Na₂HPO₄ substantially increased the yield of **3a** from 25% to 66% (entry 17 vs. entry 1) while the starting material was not detected. This enhancement is attributed to the coordination of Na⁺ with carboxylate in a κ^2 mode, allowing palladium to activate the target C–H bond in the correct orientation²⁸ (see the ESI†).

With the optimal reaction conditions in hand, we explored the reaction scope concerning aryl and heteroaryl iodides, and bicyclo[1.1.1]pentanes (Scheme 1). When treating **1a** with a variety of phenyl iodides featuring both electron-rich and electron-poor functional groups, the corresponding *syn*-arylated bicyclo[3.2.0]heptane lactone products **3a–3n** were obtained in moderate to good yields. To determine whether the chiral ligand produces an enantiopure product, we carried out the reaction using 4-iodobiphenyl (**2d**) as the coupling partner with either nonchiral Ac- β -Ala-OH or chiral Ac-L-Val-OH as the ligand. Chiral HPLC analysis of the arylated product **3d** revealed a 50 : 50 ratio of the two enantiomers, indicating that the chiral ligand does not induce enantioselectivity (see the ESI†). For 6-iododihydrobenzodioxine and 2-iodonaphthalene, increasing the concentration of HFIP from 0.05 M to 0.3 M led to the

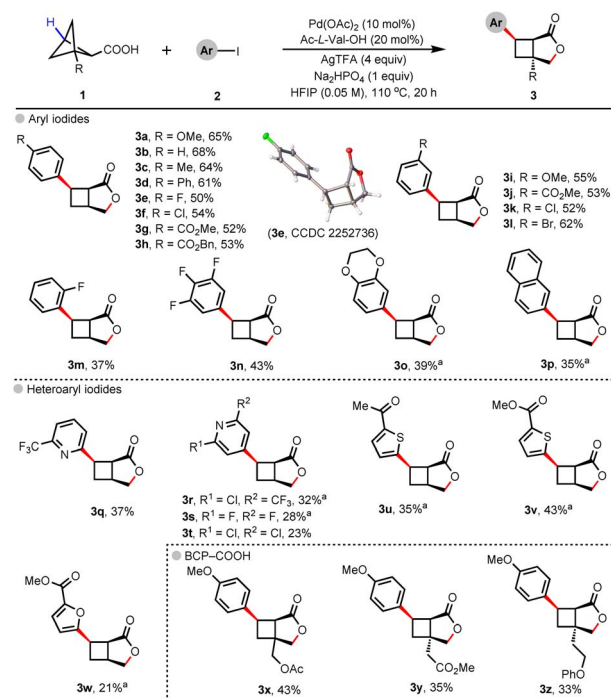
Table 1 Optimization of the conditions^{a,b}



Entry	Deviation from standard conditions	3a , yield (%)
1	None	66
2	w/o Ac-L-Val-OH	18
3	Ac-Gly-OH instead of Ac-L-Val-OH	31
4	Ac-L-Phe-OH instead of Ac-L-Val-OH	39
5	Boc-L-Val-OH instead of Ac-L-Val-OH	30
6	L1 instead of Ac-L-Val-OH	31
7	L2 instead of Ac-L-Val-OH	38
8	L3 instead of Ac-L-Val-OH	54
9	L4 instead of Ac-L-Val-OH	46
10	L5 instead of Ac-L-Val-OH	21
11	L6 instead of Ac-L-Val-OH	33
12	w/o Pd(OAc) ₂	n.d.
13	Pd(TFA) ₂ instead of Pd(OAc) ₂	33
14	w/o AgTFA	n.d.
15	AgOAc instead of AgTFA	10
16	Ag ₂ CO ₃ instead of AgTFA	9
17	w/o Na ₂ HPO ₄	25
18	Na ₂ CO ₃ instead of Na ₂ HPO ₄	27
19	NaOAc instead of Na ₂ HPO ₄	45



^a Reaction conditions: **1a** (0.1 mmol), **2a** (0.3 mmol), Pd(OAc)₂ (10 mol%), Ac-L-Val-OH (20 mol%), AgTFA (4 equiv.), Na₂HPO₄ (1 equiv.), HFIP (2 mL), 110 °C, 20 h. ^b The yield of **3a** was determined by ¹H NMR analysis using 1,3,5-trimethoxybenzene as an internal standard.

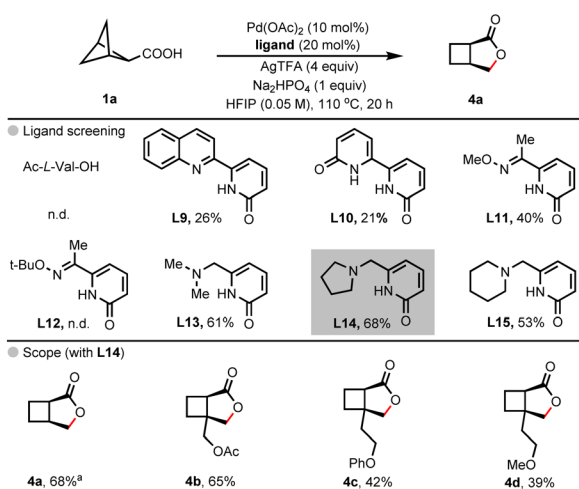


Scheme 1 Reaction scope for the synthesis of arylated bicyclo[3.2.0]heptane lactones. Reaction conditions: unless stated otherwise, **1** (0.1 mmol), **2** (0.3 mmol), Pd(OAc)₂ (10 mol%), Ac-L-Val-OH (20 mol%), AgTFA (4 equiv.), Na₂HPO₄ (1 equiv.), HFIP (2 mL), 110 °C, 20 h. Isolated yields are reported. ^aUsing HFIP (0.3 M).

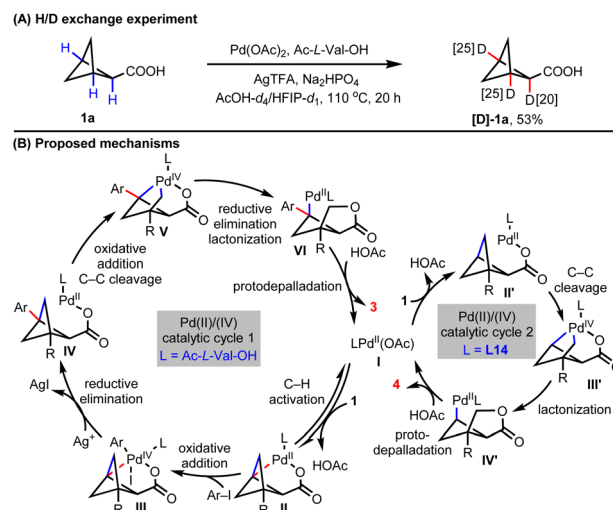


desired products **3o** and **3p** in moderate yields. Typically, heterocycle motifs pose challenges in C–H activation reactions due to the undesired coordination of heteroatoms with palladium, deactivating the catalyst. However, under the current reaction conditions, heteroaryl iodides could serve as coupling partners. Various substituted pyridines, thiophenes, and furans were introduced at the β position of bicyclo[3.2.0]heptane lactones in a *syn* fashion. Additionally, three substituted bicyclo[1.1.1]pentane carboxylic acids were subjected to the standard conditions, yielding highly functionalized bicyclo[3.2.0]heptane lactone derivatives **3x** to **3z**.

Having established the synthetic methods for accessing arylated bicyclo[3.2.0]heptane lactones, we then sought to investigate the possibility of generating bicyclo[3.2.0]heptane lactone scaffolds without the arylation step (Scheme 2). Initially, we conducted the reaction using Ac-L-Val-OH as a ligand under the standard conditions without aryl iodide. However, the starting material **1a** was recovered, and no product **4a** was observed, indicating that the MPAA ligand might be applicable for the cleavage of C–C bonds at benzylic positions. Considering the effectiveness of our recently developed bidentate pyridone ligands in palladium catalysis,^{29,30} we tested X,L-type quinoline-pyridone ligand **L9** and X,X-type pyridone-pyridone ligand **L10**. Although these ligands provided product **4a**, the yield was low. Encouraged by these results, we examined several imine-pyridone and amine-pyridone ligands (**L11–L15**).³¹ Significantly, when **L14** was employed as the ligand, the product **4a** was obtained in 68% yield. These conditions were identified as the optimal ones and used to explore the substrate scope. Various 1-substituted bicyclo[1.1.1]pentane-2-carboxylic acids were subjected to the conditions, leading to the corresponding bicyclo[3.2.0]heptane lactone derivatives in yields ranging from 39% to 65%. These previously inaccessible substitution patterns on bicyclo[3.2.0]heptane lactones could prove beneficial in



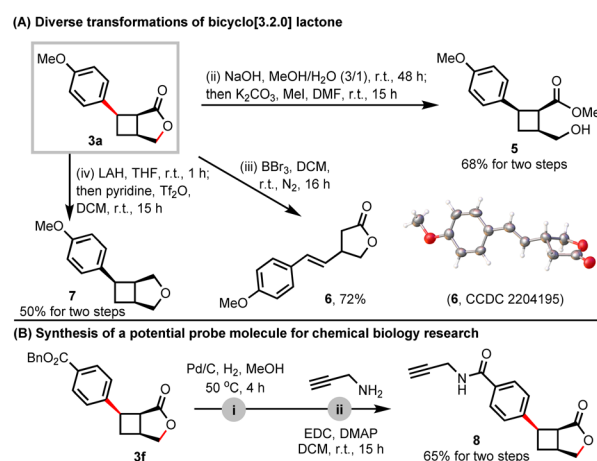
Scheme 2 Reaction scope for the synthesis of bicyclo[3.2.0]heptane lactones. Reaction conditions: **1** (0.1 mmol), Pd(OAc)₂ (10 mol%), ligand (20 mol%), AgTFA (4 equiv.), Na₂HPO₄ (1 equiv.), HFIP (2 mL), 110 °C, 20 h. Unless stated otherwise, isolated yields are reported. ³¹H NMR yield using 1,3,5-trimethoxybenzene as an internal standard.



Scheme 3 Mechanistic studies.

exploring the available chemical space in pharmaceutical campaign.

To elucidate the possible mechanism, we carried out the reaction in the presence of acetic acid-*d*₄ and HFIP-*d*₁ without the aryl iodide. The partially deuterated carboxylic acid [**D**]-**1a** was recovered in 53% yield, with 20% and 25% deuterium incorporation on the α -position and β -position, respectively (Scheme 3A). In addition, to rule out the possibility of non-directed C–H bond cleavage, we performed the reaction under standard conditions using 4-methylbenzyl bicyclo[1.1.1]pentane-2-carboxylate (**1f**) as the substrate. However, no deuteration was observed at the α - or β -positions, further verifying that the carboxylic acid directed C–H bond cleavage step occurred in the process (see the ESI[†]). A plausible mechanism is depicted in Scheme 3B. The β -C–H palladation intermediate **II** is first formed, followed by an oxidative addition and reductive elimination sequence to deliver the β -arylation intermediate **IV**. Subsequently, a strain-release C–C bond cleavage event takes place, generating the palladium species **V**. Then, this species



Scheme 4 Synthetic applications.



undergoes lactonization and protodepalladation to afford product **3**. In addition, we also proposed the mechanism in the absence of aryl iodides. The C–C cleavage occurs directly with the assistance of the pyridone–amine ligand, providing the intermediate **III'**. Then, the sequential lactonization and protodepalladation processes produce the non-arylated lactone **4**.

To further illustrate the application of the current methods, we conducted extensive transformations of bicyclo[3.2.0]heptane lactone **3a**. The ring-opening process of γ -lactone yielded the tri-substituted cyclobutane derivative **5** under sequential hydrolysis and substitution conditions. Notably, the cyclobutane ring of **3a** was unexpectedly cleaved to produce γ -lactone **6** in the presence of BBr_3 , and the detailed mechanism remains unclear. In addition, the oxobicyclo[3.2.0]heptane scaffold **7** could be easily obtained through the sequential reduction of the ester and recyclization (Scheme 4A).²⁰ To explore the potential utility of this bicyclic γ -lactone in chemical biology, we removed the Bn protecting group of **3f** and coupled it with propargylamine, resulting in the generation of product **8** with an alkynyl group for protein labeling (Scheme 4B).

Conclusions

In summary, we developed diastereoselective methods for the synthesis of arylated or non-arylated bicyclo[3.2.0]heptane lactones from bicyclo[1.1.1]pentane carboxylic acids under palladium catalysis. The utilization of MPAA or pyridone–amine ligands is crucial for the formation of either arylated or non-arylated lactones respectively. Additionally, this lactone scaffold can effectively undergo transformation to afford a diverse range of highly functionalized cyclobutane, γ -lactone, and oxobicyclo[3.2.0]heptane derivatives. We anticipate that this approach holds potential for constructing a scaffold-based novel compound library, contributing to the identification of hit or lead compounds in drug discovery.

Data availability

The data supporting this article have been included as part of the ESI,[†] including detailed experimental procedures and characterization data for new compounds. Crystallographic data have been deposited with the CCDC with deposition numbers: 2252736 (**3e**) and 2204195 (**6**).

Author contributions

Z. F. developed the reaction, optimized the conditions, and investigated the substrate scope. X. C. prepared part of the substrates. T. S. provided the imine-pyridone and amine-pyridone ligands. Z. F. and J.-Q. Y. wrote the manuscript. J.-Q. Y. directed the project.

Conflicts of interest

There are no conflicts to declare.

Acknowledgements

We gratefully acknowledge The Scripps Research Institute and the NIH (National Institute of General Medical Sciences grant R01 GM084019). We thank the Scripps Automated Synthesis Facility and Scripps Center for Metabolomics and Mass Spectrometry for assistance with HRMS. We also thank Dr M. Gembicky, Dr Jake Bailey, and the University of California San Diego Crystallography Facility for X-ray crystallographic analysis. We thank Dr Kevin Wu for proofreading and providing helpful suggestions in preparing the manuscript.

Notes and references

- G. Steiner, L. Unger, B. Behl, H.-J. Teschendorf and R. Munschauer, *WO1994000458A1*, 1994.
- K. C. Nicolaou, T. Lister, R. M. Denton and C. F. Gelin, *Angew. Chem., Int. Ed.*, 2007, **46**, 7501.
- C. M. Marson, *Chem. Soc. Rev.*, 2011, **40**, 5514.
- A. V. Denisenko, T. Druzenko, Y. Skalenko, M. Samoilenko, O. O. Grygorenko, S. Zozulya and P. K. Mykhailiuk, *J. Org. Chem.*, 2017, **82**, 9627.
- E. D. Deeks, *Drugs*, 2019, **79**, 463.
- M. W. Bouwkamp, A. C. Bowman, E. Lobkovsky and P. J. Chirik, *J. Am. Chem. Soc.*, 2006, **128**, 13340.
- J. M. Hoyt, K. T. Sylvester, S. P. Semproni and P. J. Chirik, *J. Am. Chem. Soc.*, 2013, **135**, 4862.
- V. A. Schmidt, J. M. Hoyt, G. W. Margulieux and P. J. Chirik, *J. Am. Chem. Soc.*, 2015, **137**, 7903.
- C. S. Gravatt, L. Melecio-Zambrano and T. P. Yoon, *Angew. Chem., Int. Ed.*, 2021, **60**, 3989.
- S. O. Scholz, J. B. Kidd, L. Capaldo, N. E. Flikweert, R. M. Littlefield and T. P. Yoon, *Org. Lett.*, 2021, **23**, 3496.
- C. M. F. Mansson and N. Z. Burns, *J. Am. Chem. Soc.*, 2022, **144**, 19689.
- L. E. Hertwig, T. Bender, F. J. Becker, P. Jäger, S. Demeshko, S. J. Gross, J. Ballmann, D.-A. Roşca and P. Jäger, *ACS Catal.*, 2023, **13**, 6416.
- P. Yang, R.-X. Wang, X.-L. Huang, Y.-Z. Cheng, S.-L. You and P. Yang, *J. Am. Chem. Soc.*, 2023, **145**, 21752.
- M. R. Luzung, P. Mauleón and F. D. Toste, *J. Am. Chem. Soc.*, 2007, **129**, 12402.
- M. Gulías, A. Collado, B. Trillo, F. López, E. Oñate, M. A. Esteruelas and J. L. Mascareñas, *J. Am. Chem. Soc.*, 2011, **133**, 7660.
- P. Zhang and Z.-X. Yu, *J. Am. Chem. Soc.*, 2023, **145**, 9634.
- E. Matador, M. J. Tilby, I. Saridakis, M. Pedrón, D. Tomczak, J. Llaveria, I. Atodiresei, P. Merino, A. Ruffoni and D. Leonori, *J. Am. Chem. Soc.*, 2023, **145**, 27810.
- F. W. Goetzke, A. M. L. Hell, L. van Dijk and S. P. Fletcher, *Nat. Chem.*, 2021, **13**, 880.
- Z. Liang, L. Wang, Y. Wang, L. Wang, Q. Chong and F. Meng, *J. Am. Chem. Soc.*, 2023, **145**, 3588.
- T. J. Osberger, S. L. Kidd, T. A. King and D. S. Spring, *Chem. Commun.*, 2020, **56**, 7423.
- Z. Fan, D. A. Strassfeld, H. S. Park, K. Wu and J.-Q. Yu, *Angew. Chem., Int. Ed.*, 2023, **62**, e202303948.



- 22 B.-F. Shi, N. Maugel, Y.-H. Zhang and J.-Q. Yu, *Angew. Chem., Int. Ed.*, 2008, **47**, 4882.
- 23 Q. Shao, K. Wu, Z. Zhuang, S. Qian and J.-Q. Yu, *Acc. Chem. Res.*, 2020, **53**, 833.
- 24 J. He, S. Li, Y. Deng, H. Fu, B. N. Laforteza, J. E. Spangler, A. Homs and J.-Q. Yu, *Science*, 2014, **343**, 1216.
- 25 P. Wang, M. E. Farmer, X. Huo, P. Jain, P.-X. Shen, M. Isohey, J. E. Bradner, S. R. Wisniewski, M. D. Eastgate and J.-Q. Yu, *J. Am. Chem. Soc.*, 2016, **138**, 9269.
- 26 H. Park, N. Chekshin, P.-X. Shen and J.-Q. Yu, *ACS Catal.*, 2018, **8**, 9292.
- 27 Z. Li, Z. Wang, N. Chekshin, S. Qian, J. X. Qiao, P. T. Cheng, K.-S. Yeung, W. R. Ewing and J.-Q. Yu, *Science*, 2021, **372**, 1452.
- 28 K. M. Engle, T.-S. Mei, M. Wasa and J.-Q. Yu, *Acc. Chem. Res.*, 2012, **45**, 788.
- 29 Z. Wang, L. Hu, N. Chekshin, Z. Zhuang, S. Qian, J. X. Qiao and J.-Q. Yu, *Science*, 2021, **374**, 1281.
- 30 H. S. S. C. Chan, J.-M. Yang and J.-Q. Yu, *Science*, 2022, **376**, 1481.
- 31 T. Sheng, Z. Zhuang, Z. Wang, L. Hu, A. N. Herron, J. X. Qiao and J.-Q. Yu, *J. Am. Chem. Soc.*, 2022, **144**, 12924.

