

Cite this: *Chem. Sci.*, 2023, 14, 2866

All publication charges for this article have been paid for by the Royal Society of Chemistry

Structural snapshots of an Al–Cu bond-mediated transformation of terminal acetylenes†

Han-Ying Liu, Samuel E. Neale,  Michael S. Hill,  * Mary F. Mahon and Claire L. McMullin*

The copper(I) alumanyl derivative, $[\{\text{SiN}^{\text{Dipp}}\}\text{Al}-\text{Cu}(\text{NHC}^{\text{IPr}})]$ ($\text{SiN}^{\text{Dipp}} = \{\text{CH}_2\text{SiMe}_2\text{NDipp}\}_2$; Dipp = 2,6-diisopropylphenyl; $\text{NHC}^{\text{IPr}} = N,N'$ -di-isopropyl-4,5-dimethyl-2-ylidene), reacts in a stepwise fashion with up to three equivalents of various terminal alkynes. This reactivity results in the sequential formation of cuprous (hydrido)(alkynyl)aluminate, (alkenyl)(alkynyl)aluminate and bis(alkynyl)aluminate derivatives, examples of which have been fully characterised. The process of alkene liberation resulting from the latter reaction step constitutes a unique case of alkyne transfer semi-hydrogenation in which the C–H acidic alkyne itself acts as a source of proton, with the Cu–Al bond providing the requisite electrons to effect reduction. This reaction sequence is validated by DFT calculations, which rationalise the variable stability of the initially formed heterobimetallic hydrides.

Received 13th January 2023
Accepted 14th February 2023

DOI: 10.1039/d3sc00240c

rsc.li/chemical-science

Introduction

The transformation of alkynes provides a key reaction step in many organic syntheses.¹ The selective reduction of the $\text{C}\equiv\text{C}$ triple bond of an aryl acetylene, for example, provides a route to styrene synthesis. Although transition metal-catalysed hydrogenation can provide for the efficient synthesis of highly functionalised fine chemicals and natural products,² and is well established using heterogeneous palladium (Lindlar and Lindlar-type) catalysts,³ over-reduction to alkane products is relatively facile and remains a particular issue for the semi-hydrogenation of terminal alkynes.⁴ Furthermore, on a smaller scale, the replacement of H_2 by low-cost hydrogen donors (transfer hydrogenation) is attractive with regard to safety concerns and a need for more specialised gas handling equipment.⁵ The transfer semi-hydrogenation of alkynes has, thus, been achieved through the action of a variety of transition metal-based systems with formally protic^{6–8} (alcohol, water, formic acid) and hydridic^{9,10} (silane, borane or amine borane) hydrogen donors. In this regard, the employment of *N*-heterocyclic carbene adducts of Cu(I) is germane to the current study.^{9d–j,10a,b} In these cases, the commonly proposed reaction mechanism implicates the formation of a Cu(I) hydride, which inserts the alkyne substrate to yield an alkenyl intermediate. This is then released as the alkene product through reaction at the Cu–C bond with the exogenous source of hydrogen.

In related recent, but stoichiometric, observations of group 11 reactivity, Yamashita and co-workers have described the behaviour of a gold-boryl complex, $[(\text{IPr})\text{AuBAR}_2]$ (IPr = 1,3-bis(2,6-diisopropylphenyl-imidazole-2-ylidene); Ar = *o*-tolyl), towards internal alkynes (Fig. 1a).¹¹ Although this reactivity displayed some dependence on alkyne identity, a transiently formed *syn* insertion product was observed to isomerise to an alternative *syn*-disubstituted borylalkenylgold complex *via* an interchange of an initial alkyne R group and an aryl substituent of the BAR_2 unit. Density functional theory (DFT) calculations suggested that a common intermediate in this reaction was a gold alkynyl-borate, which can facilitate a 1,2-shift of the organic substituents. In a similar vein, Aldridge and co-workers have very recently demonstrated that the phosphine-stabilised copper–alumanyl complex, $[\text{t-Bu}_3\text{PCu}-\text{Al}(\text{NON})]$ (NON = 4,5-bis(2,6-diisopropylanilido)-2,7-di-*tert*-butyl-9,9-dimethylxanthene) undergoes addition across internal alkynes to provide a vinyl-copper compound featuring a *syn* configuration of the two metal centres (Fig. 1b).^{12a} This initially formed species then further rearranges on heating *via* C–C bond cleavage and an inferred aluminate intermediate, before providing the corresponding *trans*-vinylcopper isomers as the thermodynamically favoured products.

The results summarised in Fig. 1a and b pertain to reactivity between unsupported Au–B and Cu–Al bonds and internal alkynes. Neither of these studies, however, addressed variations arising from the introduction of terminal alkynes to these systems. We have recently described a family of molecules bearing unsupported group 11-aluminium bonds, in which the coinage metal centres are stabilised by various neutral donors, and the aluminium atom is supported by a six-membered diamide chelate.¹³ In this contribution, therefore, we describe

Department of Chemistry, University of Bath, Claverton Down, Bath, BA2 7AY, UK.
E-mail: msh27@bath.ac.uk; cm2025@bath.ac.uk

† Electronic supplementary information (ESI) available. CCDC 2234315–2234325. For ESI and crystallographic data in CIF or other electronic format see DOI: <https://doi.org/10.1039/d3sc00240c>

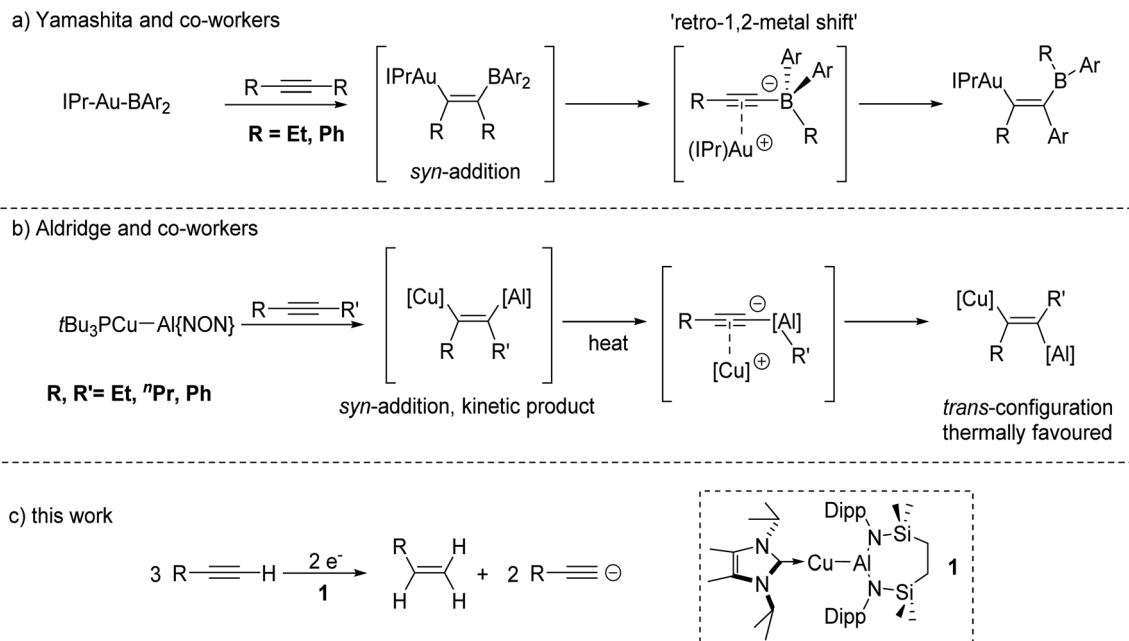


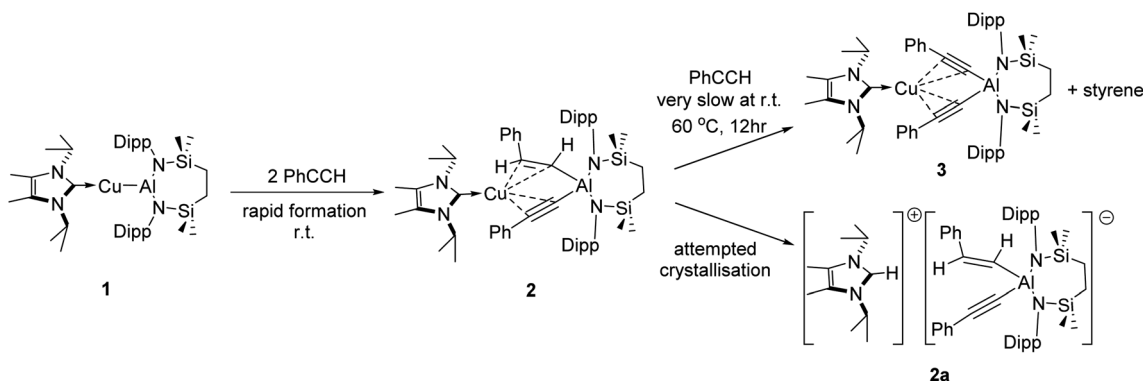
Fig. 1 Reactivity of group 11-to-group 13 bonds towards $\text{C}\equiv\text{C}$ triple bonds.

the reactivity arising from the copper alumanyl species, $[\{\text{SiN}^{\text{Dipp}}\}\text{Al}-\text{Cu}(\text{NHC}^{\text{iPr}})]$ ($\text{SiN}^{\text{Dipp}} = \{\text{CH}_2\text{SiMe}_2\text{NDipp}\}_2$; Dipp = 2,6-di-isopropylphenyl; $\text{NHC}^{\text{iPr}} = N,N'$ -di-isopropyl-4,5-dimethyl-2-ylidene), (**1**) and a variety of terminal alkynes. This chemistry provides an unusual alkyne-to-alkene transformation that may be viewed as an alkyne transfer semi-hydrogenation in which reduction is facilitated by the Cu–Al bond and in which the requisite protons are provided by the terminal alkyne itself (Fig. 1c).

Results and discussion

The NHC-stabilised copper-alumanyl (**1**) was treated with an equimolar quantity of phenylacetylene. Although monitoring of the reaction mixture by ^1H NMR spectroscopy indicated complete consumption of the phenylacetylene and the formation of a single predominant new compound (**2**), this process

consumed only half of the compound **1** utilised in the reaction. A fresh reaction mixture was, thus, prepared with compound **1** and two molar equivalents of phenylacetylene. This adjustment in stoichiometry enabled the quantitative formation of compound **2**, which was verified by ^1H NMR spectroscopy to be complete within 15 minutes. The ^1H NMR spectrum of **2** in d_6 -benzene exhibited two sets of mutually coupled doublet signals ($\delta_{\text{H}} = 6.08, 5.26$ ppm; $J_{\text{HH}} = 21.3$ Hz), diagnostic of an *E*-alkenyl moiety. Two septet ($\delta_{\text{H}} = 4.60, 4.41$ ppm) and two singlet resonances were assigned to the respective and differentiated *iso*-propyl and SiMe_2 substituents ($\delta_{\text{H}} = 0.54, 0.47$ ppm) of the $\{\text{SiN}^{\text{Dipp}}\}$ ligand (Fig. S1†). On this basis, compound **2** was identified as a copper(i) (*E*-phenylethenyl)(phenylethynyl) aluminate complex (Scheme 1). Although all attempts to isolate **2** were unsuccessful due to the labile nature of the molecule, the viability of the implied aluminate anion was confirmed by the isolation of several single crystals of compound **2a**, which were



Scheme 1 Stepwise reaction of compound **1** with phenylacetylene.

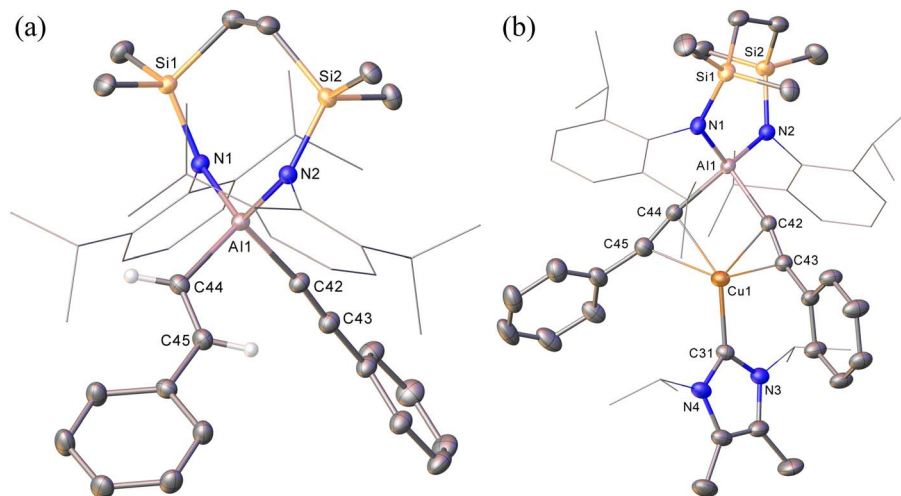


Fig. 2 (a) Displacement ellipsoid (30% probability) plots of the anion of compound **2a** and (b) of compound **3**. Hydrogen atoms, apart from those attached to C44 and C45 in **2a**, have been omitted while Dipp and *iso*-propyl substituents are shown as wireframe for clarity.

deposited during storage of the reaction mixture. The resultant X-ray diffraction analysis (Fig. 2a, Table 1) revealed that compound **2a** comprises a charge separated diorganoaluminate anion in which the SiN^{Dipp} -supported Al1 centre is bonded to phenylacetylide [C42–C43 1.203(2) Å] and *E*-phenylvinylide [C44–C45 1.327(2) Å] subunits. Although the fate of the copper centre of **1** and the necessary hydrogen source could not be identified, charge balance is maintained by a wholly organic imidazolium cation arising from protonation of the NHC^{iPr} co-ligand. The C–C distance [C44–C45 1.327(2) Å] within the vinylaluminium unit is consistent with its attribution as a double bond while the relevant aluminium to carbon bond [Al1–C44 1.9876(14) Å] is commensurate with those observed in previously reported $\text{Al-C}_{\text{alkenyl}}$ structures.¹⁴

Continued spectroscopic monitoring of reaction mixtures containing **2** over the course of several days at room temperature also revealed the presence of trace amounts of styrene and

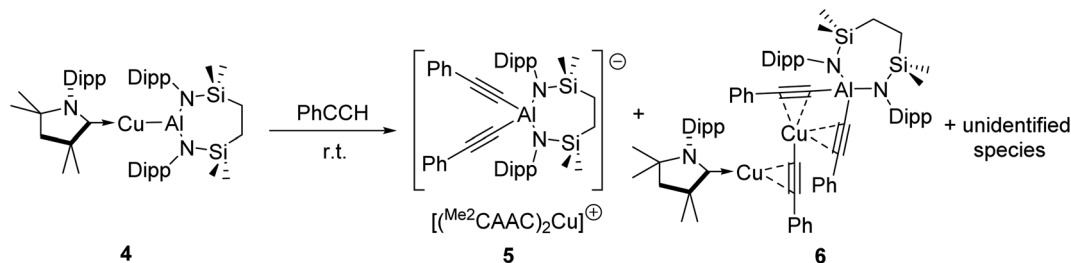
minor quantities of a further new species, compound **3**. A solution of compound **2** prepared *in situ* was, therefore, treated with a further equivalent of phenylacetylene and heated at 60 °C for 12 hours. This process initiated complete conversion to compound **3** and the liberation of an equimolar quantity of styrene, which was readily identifiable in the resultant ^1H NMR spectrum and was deduced to have arisen from the apparent protonolysis of the *E*-phenylvinylide unit of **2** by the acidic proton (pK_{a} ca. 26)¹⁵ of the additional phenylacetylene equivalent (Scheme 1). The ^1H NMR signals arising from the NHC^{iPr} and SiN^{Dipp} ligand environments associated with compound **3** were consistent with a C_{2v} -symmetric species, an inference subsequently confirmed by single-crystal X-ray diffraction analysis (Fig. 2b). This solid-state characterisation identified **3** as a molecular heterobimetallic complex, comprising a NHC^{iPr} -coordinated copper centre that is further ligated by twofold dihapto binding to a SiN^{Dipp} -supported bis(phenylethynyl)

Table 1 Selected bond lengths (Å) and bond angles (°) of compound **2a**, **3**, **7**, **8** and **10**

	2a	3	7	8	10
Al1–N1	1.8745(11)	1.836(3)	1.8429(12)	1.8449(19)	1.8523(11)
Al1–N2	1.8799(11)	1.845(3)	1.8507(12)	1.8537(19)	—
Al1–C42	1.9959(14)	1.990(3)	1.9972(14)	1.983(2)	1.9852(15) ^a
Al1–C44	1.9876(14)	1.979(3)	1.9980(14)	1.975(3)	—
C42–C43	1.203(2)	—	—	—	—
C44–C45	1.327(2)	—	—	—	—
Cu1–C31	—	1.960(3)	1.9614(13)	1.957(2)	1.980(2) ^b
Cu1–C42	—	2.135(3)	2.1595(13)	2.163(2)	2.1846(13) ^c
Cu1–C43	—	2.239(3)	2.1641(14)	2.209(3)	2.3534(14) ^d
Cu1–C44	—	2.158(3)	2.1698(13)	2.131(2)	—
Cu1–C45	—	2.245(3)	2.1763(14)	2.200(3)	—
N1–Al1–N2	112.07(5)	115.80(12)	113.13(5)	114.61(9)	113.23(7) ^e
C44–Al1–C42	103.76(6)	92.39(12)	—	92.19(10)	91.70(8) ^f
N1–Al1–C42	105.57(5)	113.40(12)	—	116.88(9)	105.04(5) ^g
N2–Al1–C44	106.21(5)	117.32(12)	—	117.71(9)	—

^a Al1–C22. ^b Cu1–C16. ^c Cu1–C22. ^d Cu1–C23. ^e N1¹–Al1–N1. ^f C22–Al1–C22¹. ^g N1–Al1–C22.





Scheme 2 Reaction of $[(\text{Me}_2\text{CAAC})\text{CuAl}\{\text{SiN}^{\text{Dipp}}\}]$ (4) with phenylacetylene.

aluminate anion. The similarity of the Al–C_{sp} distances in 3 [Al1–C42 = 1.990(3) Å, Al1–C34 = 1.979(3) Å] and the comparable Al–C bond of the unperturbed anion of compound 2a [Al1–C42 1.9959(14) Å], lend credence to the continued attribution of a formally anionic nature to the aluminium centre in 3.

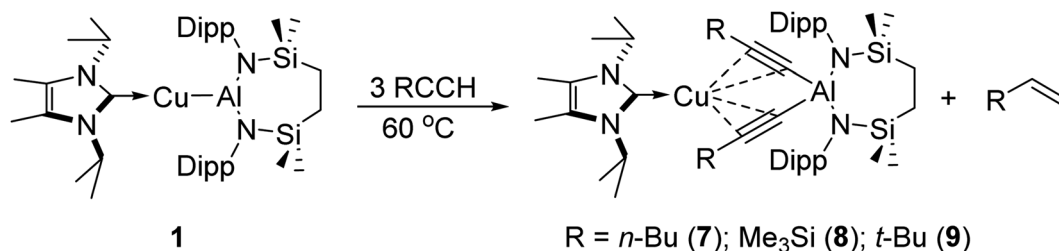
We have previously described the impact on the reactivity of the Cu–Al bond induced through variation of the copper-coordinated carbene ligand and the differentiated behaviour observed across the metals of the group 11 triad.¹³ To investigate the generality of the transformations observed to provide compounds 2 and 3, therefore, phenylacetylene was reacted with further compounds comprising unsupported group 11–Al{SiN^{Dipp}} bonds. In stark contrast to the exclusive production of 2, treatment of $[(\text{Me}_2\text{CAAC})\text{CuAl}\{\text{SiN}^{\text{Dipp}}\}]$ (4), containing the more basic ^{Me}2CAAC carbene (^{Me}2CAAC = 1-(2,6-diisopropylphenyl)-3,3,5,5-tetramethylpyrrolidin-2-ylidene), with phenylacetylene provided a mixture of several products, even at room temperature and irrespective of the reaction stoichiometry. Although fractional crystallisation of these reaction mixtures yielded single crystals of two further species, compounds 5 and 6, and comprising the $[(\text{PhC}\equiv\text{C})_2\text{Al}\{\text{SiN}^{\text{Dipp}}\}]^-$ anion observed in compound 3, the introduction of the ^{Me}2CAAC ligand evidently results in more labile heterobimetallic species and no pure, bulk samples could be isolated (Scheme 2). Compound 5 was identified by a single crystal X-ray analysis as a further charge separated heterobimetallic species, in which charge balance with the aluminate is maintained by a linear $[(\text{Me}_2\text{CAAC})_2\text{Cu}]^+$ cation (Fig. S48†). Similarly, X-ray diffraction analysis identified compound 6 as a heterotrimetallic {Cu₂Al} complex, which may be viewed as resulting from the formal insertion of a $[(\text{PhC}\equiv\text{C})\text{Cu}]$ unit into the copper-to-carbene bond of a ^{Me}2CAAC derivative, with an aluminate structure otherwise analogous to that of compound 3

(Fig. S49†). To a similar end, the reactivity of Ag–Al and Au–Al bonds towards phenylacetylene was explored by exploiting the previously reported heavier group-11 analogues of 1, $[(\text{NHC}^{\text{iPr}})\text{AgAl}\{\text{SiN}^{\text{Dipp}}\}]$ and $[(\text{NHC}^{\text{iPr}})\text{AuAl}\{\text{SiN}^{\text{Dipp}}\}]$.^{13b} In neither case, however, was any reaction observed at ambient temperature, while the application of external heating invariably resulted in decomposition and the deposition of a black precipitate assumed to be the elemental group 11 metal.

Substituent effect of terminal alkynes

With these observations in hand, it was evident that the initially selected phenylacetylene reagent provided insufficient kinetic discrimination to allow the identification of further potential species formed prior to the generation of the (alkenyl)(alkynyl) aluminate exemplified by compound 2 (2a). We, thus, turned our attention to a broader assay of the reactivity of compound 1 with the alternative terminal alkynes, 1-hexyne, 3,3-dimethylbut-1-yne, and trimethylsilylacetylene.

Initial studies assessed the generality of the chemistry leading to compound 3. A series of reactions were performed between three equivalents of each alkyne and compound 1 in C₆D₆ solution. The progress of each reaction at 60 °C was then monitored through the acquisition of their ¹H NMR spectra until the starting materials had been completely consumed. While the reaction of 1 with the less sterically demanding 1-hexyne was again complete within approximately 12 hours, the bulkier acetylenes required *ca.* 3 days to achieve complete conversion. In a comparable fashion to the reactivity observed between 1 and phenylacetylene, each of these reactions resulted in the generation of a single stoichiometric equivalent of the corresponding terminal alkene and the production of a series of complexes, $[(\text{NHC}^{\text{iPr}})\text{Cu}\{(\text{RC}\equiv\text{C})_2\text{Al}\{\text{SiN}^{\text{Dipp}}\}\}]$ (7–9) (Scheme 3). All three compounds displayed ¹H and ¹³C{¹H} spectra



Scheme 3 Reaction of compound 1 with 3 equivalents of various terminal alkynes.



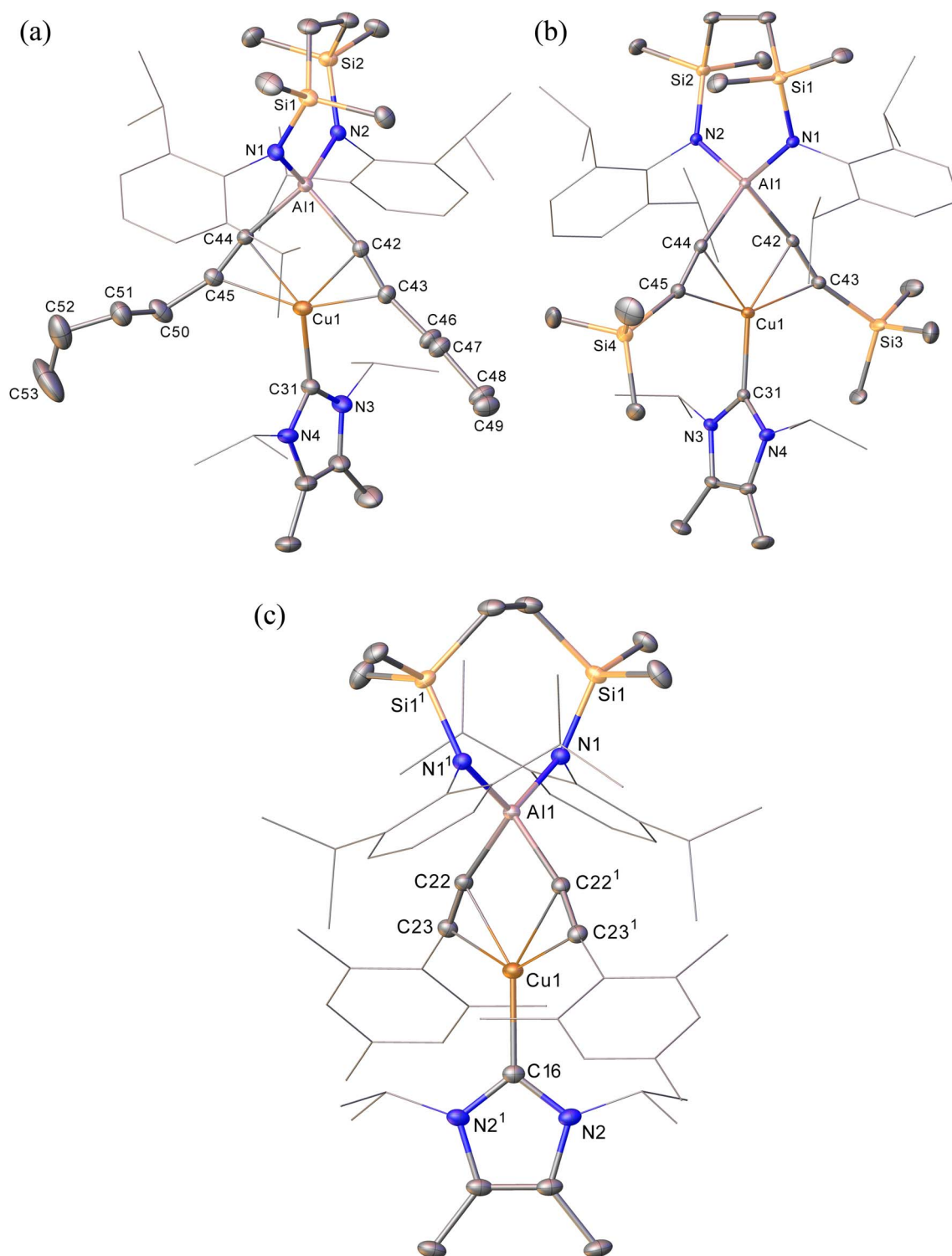
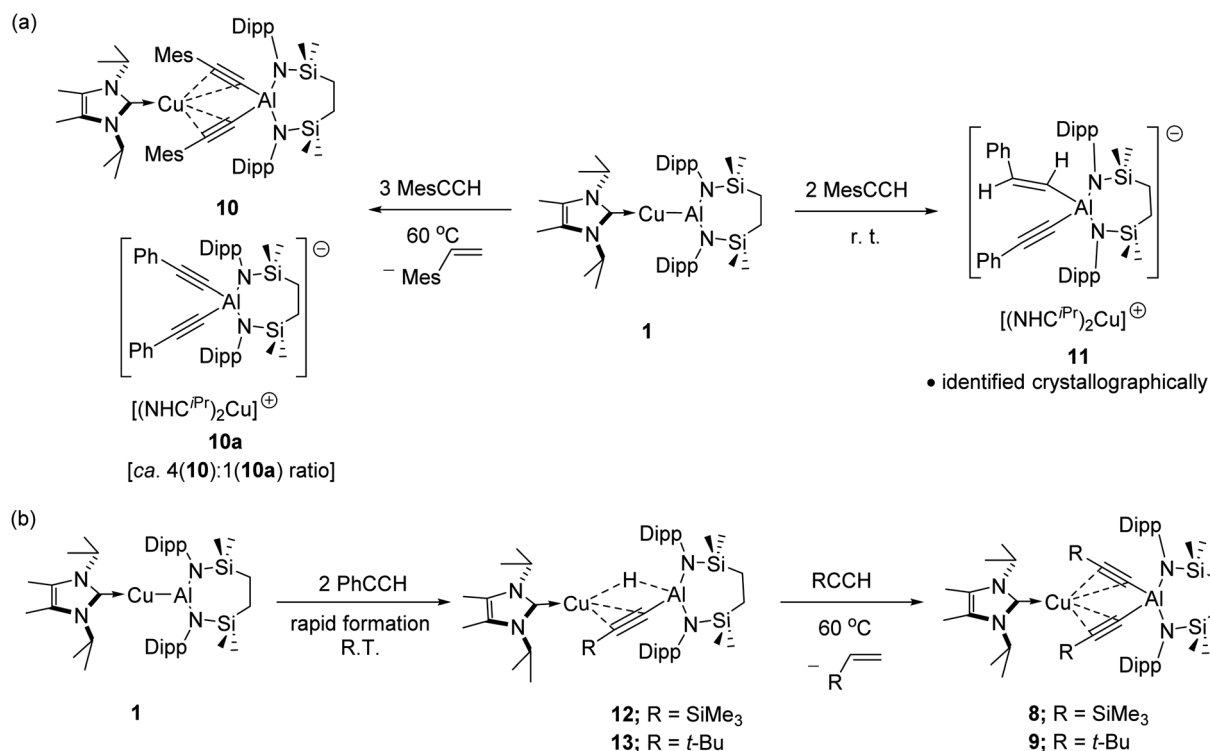


Fig. 3 (a) Displacement ellipsoid (30% probability) plots of (a) compound 7; (b) compound 8; (c) compound 10. For clarity, hydrogen atoms, disorder (in 7 and 8) and solvent (in 10), have been omitted while Dipp, *mes* and *iso*-propyl substituents are shown as wireframe. Symmetry operations: 10, $1/2 - x, y, 3/2 - z$.

consistent with solution structures comparable to that identified for compound 3, an assignment that was confirmed by single crystal X-ray diffraction analysis for compounds 7 and 8 (Fig. 3a and b, Table 1). The molecular structures of both

compounds exhibit similar features to that of 3, with the coordination sphere of a $\{\text{SiN}^{\text{Dipp}}\}$ -supported aluminate completed by two σ -bonded acetylides, with each of these anions chelated to the metal centre of the $\{\text{Cu}(\text{NHC}^{\text{iPr}})\}$ components of the





Scheme 4 (a) Reactivity of **1** toward MesCCH; (b) stepwise reaction of **1** with RCCH (R = SiMe₃; *t*-Bu).

molecules *via* a pair of η^2 - π -interactions. Although the resultant metal-carbon distances show some dependence on the steric bulk of the alkynyl substituent (Table 1), the similarity of the structures to that of compound **3** obviates further necessary comment.

The selective formation of compounds **7–9** indicates that the Al–Cu bond of **1** displays analogous reactivity toward terminal acetylenes irrespective of any electronic or steric variations. Attempted extension of this study to the reaction of **1** with three

equivalents of 2,4,6-trimethylphenylacetylene at the same 60 °C temperature, however, resulted in a mixture of two compounds, **10** and **10a**, which could be tentatively identified in an approximate 4 : 1 ratio by analysis of the ¹H NMR spectrum provided by the crude reaction mixture. Although pure bulk samples of neither compound could be obtained, crystallisation of the reaction solution and mechanical separation of the resultant single crystals enabled the identification of **10** (Scheme 4a, Fig. 3c and Table 1) and **10a** (Scheme 4a and Fig. S50†) as the

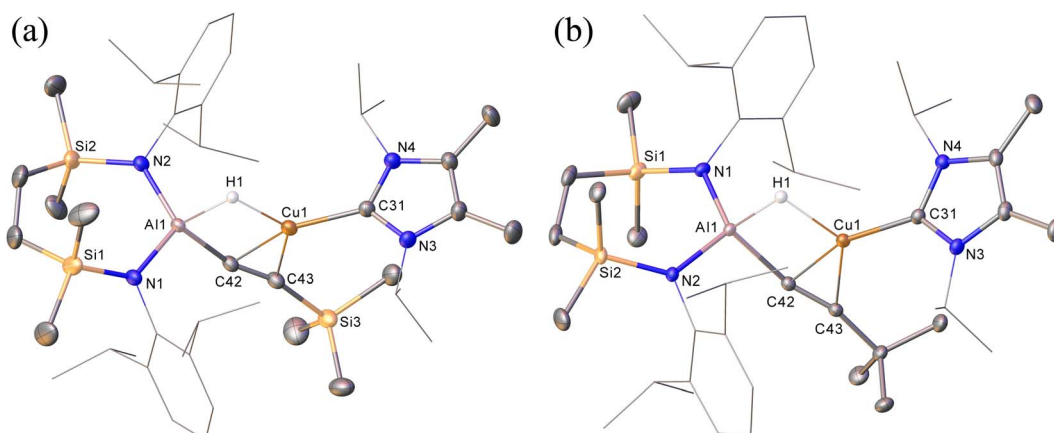
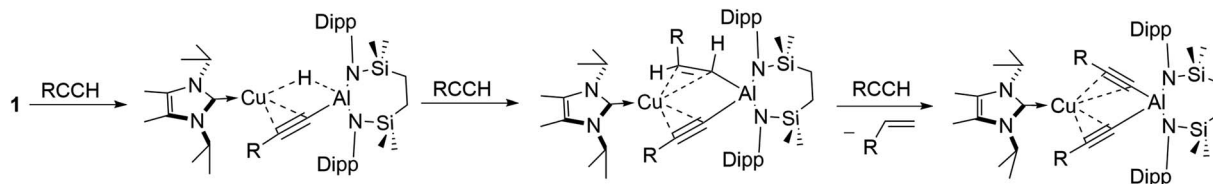


Fig. 4 (a) Displacement ellipsoid (30% probability) plots of (a) compound **12**; (b) compound **13**. For clarity, hydrogen atoms, apart from H1 in both structures, have been omitted while Dipp and *iso*-propyl substituents are shown as wireframe. Selected bond lengths (Å) and angles (°): (**12**) Al1–N1 1.837(2), Al1–N2 1.836(2), Al1–C42 1.963(2), Cu1–C31 1.951(2), Cu1–C42 2.084(2), Cu1–C43 2.157(2), N1–Al1–C42 109.35(10), N2–Al1–N1 115.80(10), N2–Al1–C42 116.55(10); (**13**) Al1–N1 1.8373(12), Al1–N2 1.8441(12), Al1–C42 1.9622(15), Cu1–C31 1.9494(15), Cu1–C42 2.0703(14), Cu1–C43 2.1740(14), N1–Al1–N2 115.51(6), N1–Al1–C42 117.29(6), N2–Al1–C42 107.97(6).



Scheme 5 Proposed stepwise transformation of **1** with acetylenes.

respective molecular and charge separated analogues of compounds **3** and **5**. Suspecting the reduced stability of the heterobimetallic species **10** towards extrusion of the copper cation to be consequence of the modified steric profile of the 2,4,6-trimethylphenylacetylide unit under the thermal conditions used in its synthesis, the reaction was repeated at room temperature. This procedure, however, resulted in the deposition of a further compound, **11**, as a colourless crystalline solid. Although the subsequent insolubility of **11** precluded its further characterisation in solution, its identity as a further charge separated derivative, $[(\text{NHC}^{\text{iPr}})\text{Cu}(\text{NHC}^{\text{iPr}})][(\text{MesCHCH})(\text{MesCC})\text{Al}(\text{SiN}^{\text{Dipp}})]$, comprising a (mesitylethenyl)(*E*-mesitylethynyl)aluminate analogous to that characterised in the structure of **2a**, but in this case with charge balance achieved by a bis-carbene ligated copper cation, was confirmed by a further X-ray diffraction analysis (Scheme 4a and Fig. S51†).

Prompted by the significantly extended reaction times required in the synthesis of compounds **8** and **9**, equimolar

reactions between **1** and the more sterically encumbered trimethylsilylacetylene and 3,3-dimethylbut-1-yne were performed at room temperature. Assessment by *in situ* ^1H NMR spectroscopy evidenced the selective formation of single predominant new species in both reactions, which were characterised by a loss of the C_2 symmetry associated with the chelated SiN^{Dipp} ligand of compound **1**. Crystallisation of the reaction mixtures in both cases afforded single crystals suitable for X-ray crystallography, which revealed their identities to be the μ -hydride- and $\eta^2\text{-Cu-}\kappa^1\text{-acetylide}$ -bridged copper species differing solely in their respective, trimethylsilyl- (**12**) and *tert*-butylalkynyl (**13**) substituents (Scheme 4b, Fig. 4). Although copper hydride species are by no means uncommon,¹⁶ molecular derivatives comprising comparable Al- μ -H-Cu bridging are limited to a single report of several compounds arising from the treatment of β -diketiminato Cu(I) complexes with similarly ligated aluminium dihydrides.¹⁷

In contrast to similar reactions performed with both phenylacetylene (Scheme 1) and 1-hexyne, no evidence for the

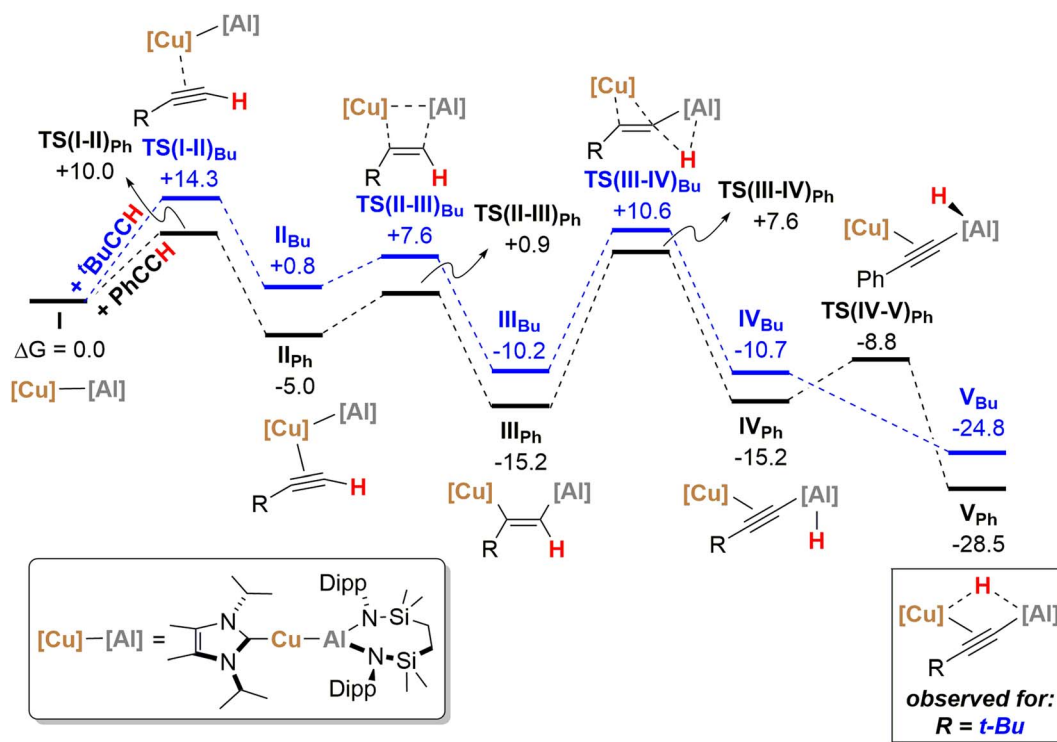


Fig. 5 Computed free energy profile (BP86-D3BJ(PCM = C_6H_6)/BS2//BP86/BS1 level, energies quoted in kcal mol^{-1}) of formation of bridging hydrocopperalkynylaluminum species from Cu–Al species **1/I** with both phenylacetylene (black) and 3,3-dimethylbut-1-yne (blue).

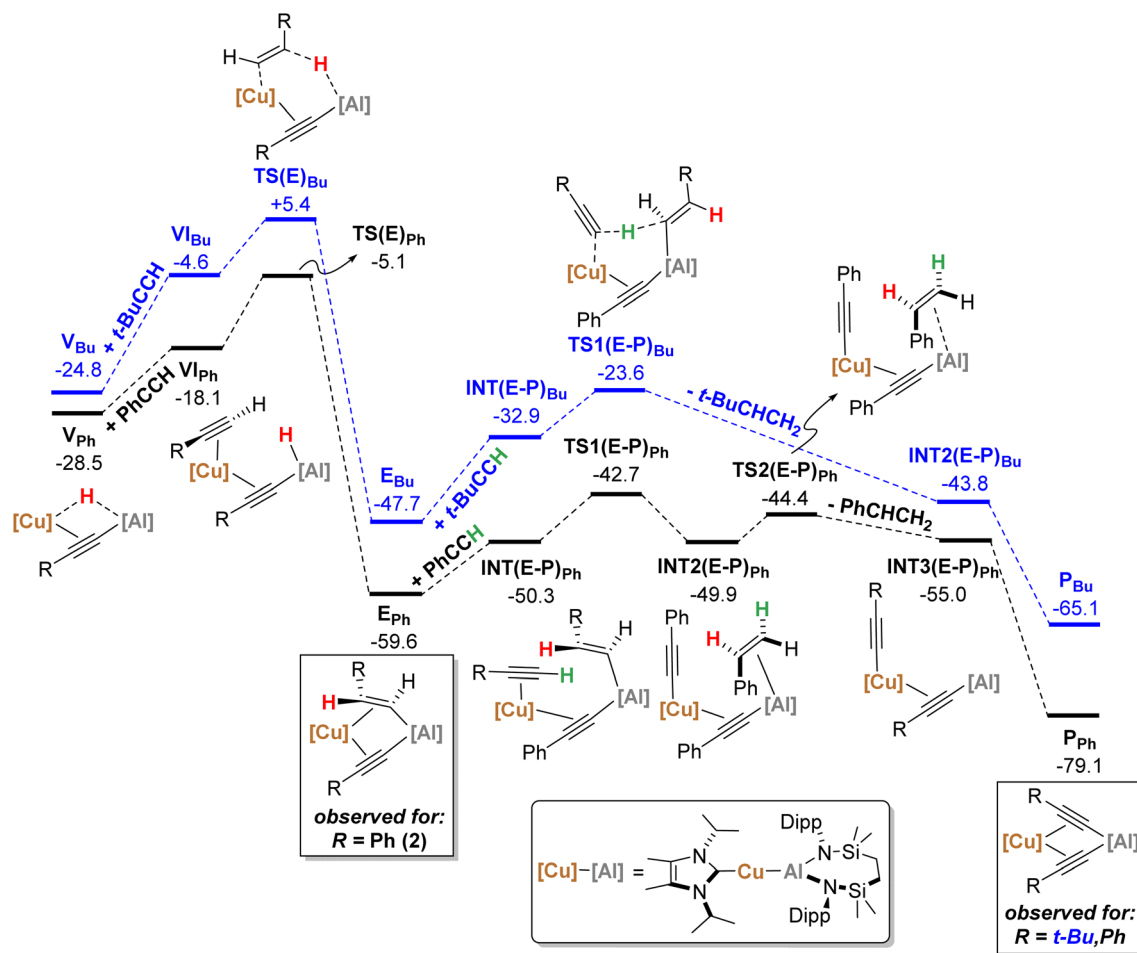


Fig. 6 Computed free energy profile (BP86-D3BJ(PCM = C₆H₆)/BS2//BP86/BS1 level, energies quoted in kcal mol⁻¹) of onwards formation of P_{Ph} (black) and P_{Bu} (blue) from V_{Ph} and V_{Bu}, respectively.

generation of copper-(alkenyl)(alkynyl)-aluminate species analogous to 2/2a could be observed. Heating (60 °C), however, of both heterobimetallic hydrides 12 and 13 in the presence of additional equivalents of the relevant acetylenes provided the corresponding bis(alkynyl)aluminate derivatives, 8 and 9, respectively (Scheme 4b).

Computational mechanistic studies

The reactivity instigated by treatment of 1 with various terminal acetylenes is suggestive of the common stepwise reaction sequence depicted in Scheme 5. Under this regime, initial activation of the first alkynyl C_{sp}-H bond is achieved through its reduction at the Cu-Al bond. The resultant hydride derivatives akin to compounds 12 and 13 react *via syn* addition across the resultant Al-H bond to yield species analogous to compound 2 and comprising (alkenyl)(alkynyl)aluminate anions exemplified by the solid-state structures of 2a and 11. Alkene release is then achieved by protonolysis of the more basic vinylaluminium residue by a further equivalent of the terminal alkyne.

With the experimental results and the proposed stepwise mechanism in hand, the reactivity of compound 1 with both phenylacetylene (PhCCH) and 3,3-dimethylbut-1-yne (*t*-

BuCCH) was assessed by DFT at the BP86-D3BJ, (PCM = C₆H₆)/BS2//BP86/BS1 level of theory (see the ESI† for full computational details and results). Initial calculations focussed on these two substrates owing to the evidently contrasting kinetic facility of their reactivity with 1 under ambient conditions. Although a common pathway may be assumed, the hydride-bridged species 13 could be characterised upon addition of two equivalents of *t*-BuCCH at room temperature (Scheme 4), with onwards addition of further acetylene equivalents only affording 10 upon heating. Conversely, no evidence of hydride formation could be observed during reactions of 1 with phenylacetylene, with the (*E*-phenylethenyl)(phenylethynyl) aluminate 2 as the first observable product prior to the formation of 3. Fig. 5 details the free energy pathway of formation of bridging hydride species for both terminal acetylenes, while Fig. 6 illustrates the onward reactivity to form 3 and 10, respectively for PhCCH and *t*-BuCCH. For ease of discrimination, compound 1 is relabelled as I in this computational study.

Beginning with PhCCH (black, Fig. 5), alkyne coordination to the Cu centre of I *via* an η² interaction takes place *via* TS(I-II)_{Ph} (+10.0 kcal mol⁻¹) and results in the exergonic formation

of \mathbf{II}_{Ph} ($-5.0 \text{ kcal mol}^{-1}$). Subsequently facile Al–C bond formation proceeds with simultaneous Cu–Al cleavage *via* $\mathbf{TS(II-III)_{Ph}}$ ($+0.9 \text{ kcal mol}^{-1}$) to form the *syn*-addition product \mathbf{III}_{Ph} ($-15.2 \text{ kcal mol}^{-1}$). C–H cleavage then takes place *via* $\mathbf{TS(III-IV)_{Ph}}$ ($+7.6 \text{ kcal mol}^{-1}$) with an activation barrier of $22.8 \text{ kcal mol}^{-1}$, in which Al–H bond formation occurs concomitantly with slippage of the $\text{NHC}^{\text{IPr}}\text{-Cu}$ moiety across the alkynyl group to yield \mathbf{IV}_{Ph} ($-15.2 \text{ kcal mol}^{-1}$). It must be emphasised that this mode of C–H activation differs to that of direct $\text{Ph-C}\equiv\text{C-H}$ deprotonation at the alumanyl centre, with subsequent Al–C formation. Migration of the $\text{NHC}^{\text{IPr}}\text{-Cu}$ unit then occurs through rotation about the $\text{Ph-C}\equiv\text{C-}$ vector *via* $\mathbf{TS(IV-V)_{Ph}}$ ($-8.8 \text{ kcal mol}^{-1}$) to afford the bridging hydrido-copper species \mathbf{V}_{Ph} ($-28.5 \text{ kcal mol}^{-1}$). Moving to the *t*-BuCCH profile (blue, Fig. 5), alkyne addition *via* $\mathbf{TS(I-II)_{Bu}}$ ($+14.3 \text{ kcal mol}^{-1}$) proceeds with an identical mode of η^2 -coordination to the Cu centre, but with a higher barrier than that of PhCCH. The resultant *Z*-alkenyl species \mathbf{III}_{Bu} ($-10.2 \text{ kcal mol}^{-1}$) ultimately forms in an analogous manner to that of PhCCH, albeit less exergonically. Consistent with the observation of **12**, however, the formation of the bridging hydride species \mathbf{V}_{Bu} is also kinetically feasible at room temperature from \mathbf{III}_{Bu} *via* the energetically accessible $\mathbf{TS(III-IV)}$ ($\Delta G^\ddagger = 20.8 \text{ kcal mol}^{-1}$).¹⁸ The calculations, thus, validate the kinetic and thermodynamic viability of the bridging hydride intermediates for both alkynes. The contrasting stabilities of \mathbf{V}_{Ph} and \mathbf{V}_{Bu} evident from the synthetic study, however, may be attributed to their subsequent facility towards reactivity with further equivalents of alkyne, as depicted in Scheme 5 and Fig. 6.

From \mathbf{V}_{Ph} , addition of a second equivalent of PhCCH (black, Fig. 6) affords \mathbf{VI}_{Ph} ($-18.1 \text{ kcal mol}^{-1}$) *via* η^2 -coordination with Cu and concomitant cleavage of the Cu–H bridging interaction. Formation of the *E*-phenylvinylide adduct, \mathbf{E}_{Ph} ($-59.6 \text{ kcal mol}^{-1}$), is then initiated by hydride transfer *via* $\mathbf{TS(E)_{Ph}}$ ($-5.1 \text{ kcal mol}^{-1}$) and an energetic span of $23.4 \text{ kcal mol}^{-1}$ (relative to \mathbf{V}_{Ph}).¹⁹ It should be noted that kinetically viable H-transfer routes were also identified from \mathbf{VI}_{Ph} that afford 1,1-phenylvinylidenyl- (*via* $\mathbf{TS(1,1)_{Ph}}$, $-6.9 \text{ kcal mol}^{-1}$) and *Z*-phenylvinylidyl- (*via* $\mathbf{TS(Z)_{Ph}}$, $-6.6 \text{ kcal mol}^{-1}$) derivatives. While these processes have comparable activation barriers, the ultimate product, \mathbf{E}_{Ph} , is thermodynamically favoured, suggesting that this product dominates in a post-H-transfer equilibration given that the calculations indicate H-transfer is irreversible (see the ESI† for further details). From \mathbf{E}_{Ph} , uptake of a third equivalent of PhCCH affords $\mathbf{INT(E-P)_{Ph}}$ ($-50.3 \text{ kcal mol}^{-1}$), whereupon subsequent proton transfer to the *E*-phenylvinylide moiety *via* $\mathbf{TS(E-P)_{Ph}}$ ($-42.7 \text{ kcal mol}^{-1}$) is facile to yield $\mathbf{INT2(E-P)_{Ph}}$ ($-49.9 \text{ kcal mol}^{-1}$). Finally, styrene-dissociation from the Al centre, simultaneous with Cu to Al acetylide transfer, *via* $\mathbf{TS2(E-P)_{Ph}}$ ($-44.4 \text{ kcal mol}^{-1}$), releases styrene to form $\mathbf{INT3(E-P)_{Ph}}$ ($-55.0 \text{ kcal mol}^{-1}$), and ultimately, \mathbf{P}_{Ph} ($-79.1 \text{ kcal mol}^{-1}$, equivalent to **3** in the synthetic study) following $\text{Ph-C}\equiv\text{C}$ transfer to the Al centre.

Characterisation of *t*-BuCCH addition to \mathbf{V}_{Bu} (blue, Fig. 6) reveals an analogous η^2 -adduct, \mathbf{VI}_{Bu} ($-4.6 \text{ kcal mol}^{-1}$), and

subsequent H-transfer to form the *E*-alkenyl adduct \mathbf{E}_{Bu} ($-47.7 \text{ kcal mol}^{-1}$) proceeds *via* $\mathbf{TS(E)_{Bu}}$ ($+5.4 \text{ kcal mol}^{-1}$). The energetic span in this case, however, (from \mathbf{V}_{Bu}) is $30.2 \text{ kcal mol}^{-1}$, indicating that the observation of **12** (\mathbf{V}_{Bu}) at room temperature is due to the kinetic disinclination of \mathbf{V}_{Bu} towards uptake of an additional bulky *t*-BuCCH to initiate H-transfer at ambient conditions to form \mathbf{E}_{Bu} .

Conclusion

In summary, we show that the heterometallic Cu–Al σ bond of $[\{\text{SiN}^{\text{Dipp}}\}\text{Al-Cu}(\text{NHC}^{\text{IPr}})]$ reacts in a stepwise fashion with three equivalents of terminal alkyne to provide sequential formation of cuprous (hydrido)(alkynyl)aluminate, (*E*-alkenyl)(alkynyl)aluminate and bis(alkynyl)aluminate derivatives. The alkene liberated during this latter reaction step constitutes a unique case of alkyne transfer semi-hydrogenation in which the C–H acidic alkyne itself acts as a source of proton and in which the requisite reducing electrons are provided by the copper alumanyl. In effect, therefore, the Cu–Al bond, in conjunction with the C–H acidic terminal alkyne, provides the source of hydride necessary to effect substrate reduction. The reaction sequence deduced from the synthetic study is supported by DFT calculations, which have rationalised the variable stability of the initially formed heterobimetallic intermediates. We are continuing to examine this chemistry and are seeking to apply this unusual source of hydride to the controlled reduction of a wider range multiply-bonded small molecules.

Data availability

All experimental and computational data associated with this article may be found in the ESI.†

Author contributions

MSH and CLM conceived and directed the study and finalised the manuscript for submission. HYL authored the first draft of the manuscript, performed all the synthesis and spectroscopic characterisation and collected and solved the single crystal X-ray diffraction solved. SEM carried out and interpreted the results of the computational studies. MFM finalised all the X-ray data for publication.

Conflicts of interest

There are no conflicts to declare.

Acknowledgements

We acknowledge financial support from the EPSRC (research grant EP/R020752/1). This research made use of the Anatra High Throughput Computing (HTC) Cluster at the University of Bath. The authors gratefully acknowledge the University of Bath's Research Computing Group (doi.org/10.15125/b6cd-s854) for their support in this work.



References

- 1 J. F. Hartwig, *Organotransition metal chemistry: from bonding to catalysis*, University Science Books, Mill Valley, California, 2010.
- 2 K. C. K. Swamy, A. S. Reddy, K. Sandeep and A. Kalyani, *Tetrahedron Lett.*, 2018, **59**, 419–429.
- 3 H. Lindlar, *Helv. Chim. Acta*, 1952, **35**, 446–450.
- 4 D. Decker, H.-J. Drexler, D. Heller and T. Beweries, *Catal. Sci. Technol.*, 2020, **10**, 6449–6463.
- 5 S. E. Clapham, A. Hadzovic and R. H. Morris, *Coord. Chem. Rev.*, 2004, **248**, 2201–2237.
- 6 (a) K. Tani, A. Iseki and T. Yamagata, *Chem. Commun.*, 1999, 1821–1822; (b) J. Yang, C. Wang, Y. Sun, X. Man, J. Li and F. Sun, *Chem. Commun.*, 2019, **55**, 1903–1906; (c) C. Wang, S. Gong, Z. Liang, Y. Sun, R. Cheng, B. Yang, Y. Liu, J. Yang and F. Sun, *ACS Omega*, 2019, **4**, 16045–16051; (d) Y. Wang, Z. Huang and Z. Huang, *Nat. Catal.*, 2019, **2**, 529–536; (e) G. Wienhöfer, F. A. Westerhaus, R. V. Jagadeesh, K. Junge, H. Junge and M. Beller, *Chem. Commun.*, 2012, **48**, 4827–4829; (f) I. D. Alshakova, B. Gabidullin and G. I. Nikonov, *ChemCatChem*, 2018, **10**, 4860–4869; (g) D. Gong, B. Hu, W. Yang, D. Kong, H. Xia and D. Chen, *Organometallics*, 2020, **39**, 862–869.
- 7 (a) E. Shirakawa, H. Otsuka and T. Hayashi, *Chem. Commun.*, 2005, 5885–5886; (b) C.-Q. Zhao, Y.-G. Chen, H. Qiu, L. Wei, P. Fang and T.-S. Mei, *Org. Lett.*, 2019, **21**, 1412–1416; (c) S. Rao and K. R. Prabhu, *Chem. – Eur. J.*, 2018, **24**, 13954–13962; (d) A. G. Campaña, R. E. Estévez, N. Fuentes, R. Robles, J. M. Cuerva, E. Buñuel, D. Cárdenas and J. E. Oltra, *Org. Lett.*, 2007, **9**, 2195–2198; (e) K. Li, R. Khan, X. Zhang, Y. Gao, Y. Zhou, H. Tan, J. Chen and B. Fan, *Chem. Commun.*, 2019, **55**, 5663–5666; (f) J. Li and R. Hua, *Chem. – Eur. J.*, 2011, **17**, 8462–8465.
- 8 (a) D. Mellmann, P. Sponholz, H. Junge and M. Beller, *Chem. Soc. Rev.*, 2016, **45**, 3954–3988; (b) K. Tani, N. Ono, S. Okamoto and F. Sato, *J. Chem. Soc., Chem. Commun.*, 1993, 386–387; (c) J. Li, R. Hua and T. Liu, *J. Org. Chem.*, 2010, **75**, 2966–2970; (d) R. Shen, T. Chen, Y. Zhao, R. Qiu, Y. Zhou, S. Yin, X. Wang, M. Goto and L.-B. Han, *J. Am. Chem. Soc.*, 2011, **133**, 17037–17044; (e) W. Wang, L. Gao, H. Wei, Z.-H. Qi, G. Zeng, X. Cheng, G. Wang and J. Ma, *Dalton Trans.*, 2019, **48**, 10033–10042; (f) P. Hauwert, G. Maestri, J. W. Sprengers, M. Catellani and C. J. Elsevier, *Angew. Chem., Int. Ed.*, 2008, **47**, 3223–3226; (g) P. Hauwert, J. J. Dunsford, D. S. Tromp, J. J. Weigand, M. Lutz, K. J. Cavell and C. J. Elsevier, *Organometallics*, 2013, **32**, 131–140; (h) P. Hauwert, R. Boerleider, S. Warsink, J. J. Weigand and C. J. Elsevier, *J. Am. Chem. Soc.*, 2010, **132**, 16900–16910; (i) R. M. Drost, T. Bouwens, N. P. van Leest, B. de Bruin and C. J. Elsevier, *ACS Catal.*, 2014, **4**, 1349–1357; (j) J. Broggi, V. Jurčík, O. Songis, A. Poater, L. Cavallo, A. M. Z. Slawin and C. S. J. Cazin, *J. Am. Chem. Soc.*, 2013, **135**, 4588–4591; (k) P.-A. Deyris, T. Caneque, Y. Wang, P. Retailleau, F. Bigi, R. Maggi, G. Maestri and M. Malacria, *ChemCatChem*, 2015, **7**, 3266–3269; (l) A. Monfredini, V. Santacroce, P.-A. Deyris, R. Maggi, F. Bigi, G. Maestri and M. Malacria, *Dalton Trans.*, 2016, **45**, 15786–15790; (m) A. Monfredini, V. Santacroce, L. Marchiò, R. Maggi, F. Bigi, G. Maestri and M. Malacria, *ACS Sustainable Chem. Eng.*, 2017, **5**, 8205–8212; (n) E. Richmond and J. Moran, *J. Org. Chem.*, 2015, **80**, 6922–6929; (o) C. Belger, N. M. Neisius and B. Plietker, *Chem. – Eur. J.*, 2010, **16**, 12214–12220.
- 9 (a) F. Luo, C. Pan, W. Wang, Z. Ye and J. Cheng, *Tetrahedron*, 2010, **66**, 1399–1403; (b) C. Belger and B. Plietker, *Chem. Commun.*, 2012, **48**, 5419–5421; (c) C. Johnson and M. Albrecht, *Catal. Sci. Technol.*, 2018, **8**, 2779–2783; (d) K. Semba, T. Fujihara, T. Xu, J. Terao and Y. Tsuji, *Adv. Synth. Catal.*, 2012, **354**, 1542–1550; (e) G.-H. Wang, H.-Y. Bin, M. Sun, S.-W. Chen, J.-H. Liu and C.-M. Zhong, *Tetrahedron*, 2014, **70**, 2175–2179; (f) N. P. Mankad, D. S. Laitar and J. P. Sadighi, *Organometallics*, 2004, **23**, 3369–3371; (g) A. M. Whittaker and G. Lalic, *Org. Lett.*, 2013, **15**, 1112–1115; (h) N. Cox, H. Dang, A. M. Whittaker and G. Lalic, *Tetrahedron*, 2014, **70**, 4219–4231; (i) N. Cox, H. Dang, A. M. Whittaker and G. Lalic, *Org. Synth.*, 2016, **93**, 385–400; (j) J. W. Hall, D. M. L. Unson, P. Brunel, L. R. Collins, M. K. Cybulski, M. F. Mahon and M. K. Whittlesey, *Organometallics*, 2018, **37**, 3102–3110; (k) R. Barrios-Francisco and J. J. García, *Inorg. Chem.*, 2009, **48**, 386–393.
- 10 (a) E. Korytiaková, N. O. Thiel, F. Pape and J. F. Teichert, *Chem. Commun.*, 2017, **53**, 732–735; (b) M. Das, T. Kaicharla and J. F. Teichert, *Org. Lett.*, 2018, **20**, 4926–4929; (c) R. Barrios-Francisco and J. J. García, *Appl. Catal., A*, 2010, **385**, 108–113; (d) S. Fu, N.-Y. Chen, X. Liu, Z. Shao, S.-P. Luo and Q. Liu, *J. Am. Chem. Soc.*, 2016, **138**, 8588–8594; (e) X. Qi, X. Liu, L.-B. Qu, Q. Liu and Y. Lan, *J. Catal.*, 2018, **362**, 25–34; (f) V. G. Landge, J. Pitchaimani, S. P. Midya, M. Subaramanian, V. Madhu and E. Balaraman, *Catal. Sci. Technol.*, 2018, **8**, 428–433; (g) A. Brzozowska, L. M. Azofra, V. Zubar, I. Atodiresei, L. Cavallo, M. Rueping and O. El-Sepelgy, *ACS Catal.*, 2018, **8**, 4103–4109; (h) Y.-P. Zhou, Z. Mo, M.-P. Luecke and M. Driess, *Chem. – Eur. J.*, 2018, **24**, 4780–4784; (i) X. Zhuang, J.-Y. Chen, Z. Yang, M. Jia, C. Wu, R.-Z. Liao, C.-H. Tung and W. Wang, *Organometallics*, 2019, **38**, 3752–3759.
- 11 A. Suzuki, L. Wu, Z. Lin and M. Yamashita, *Angew. Chem., Int. Ed.*, 2021, **60**, 21007–21013.
- 12 (a) C. McManus, A. E. Crumpton and S. Aldridge, *Chem. Commun.*, 2022, **58**, 8274–8277; (b) For further related examples of molecular compounds comprising unsupported, but dispersion-enhanced, Cu–Al (and Cu–Ga) bonding, see K. L. Mears, C. R. Stennett, E. K. Taskinen, C. E. Knapp, C. J. Carmalt, H. M. Tuononen and P. P. Power, *J. Am. Chem. Soc.*, 2020, **142**, 19874–19878.
- 13 (a) H.-Y. Liu, R. J. Schwamm, M. S. Hill, M. F. Mahon, C. L. McMullin and N. A. Rajabi, *Angew. Chem., Int. Ed.*, 2021, **60**, 14390–14393; (b) H.-Y. Liu, S. E. Neale, M. S. Hill, M. F. Mahon and C. L. McMullin, *Dalton Trans.*, 2022, **51**, 3913–3924; (c) For a more general and comprehensive



- survey of related alumanyl synthesis and reactivity, see M. P. Coles and M. J. Evans, *Chem. Commun.*, 2023, **59**, 503–519.
- 14 See, for example (a) W. Uhl, E. Er, A. Hepp, J. Kösters and J. Grunenberg, *Organometallics*, 2008, **27**, 3346–3351; (b) J. C. Fetting, P. A. Gray, C. E. Melton and P. P. Power, *Organometallics*, 2014, **33**, 6232–6240.
- 15 J. Clayden, N. Greeves and S. G. Warren, *Organic Chemistry*, Oxford University Press, Oxford, 2nd edn, 2012.
- 16 (a) A. J. Jordan, G. Lalic and J. P. Sadighi, *Chem. Rev.*, 2016, **116**, 8318–8372; (b) M. M. D. Roy, A. A. Omaña, A. S. S. Wilson, M. S. Hill, S. Aldridge and E. Rivard, *Chem. Rev.*, 2021, **121**, 12784–12965.
- 17 A. E. Nako, Q. W. Tan, A. J. P. White and M. R. Crimmin, *Organometallics*, 2014, **33**, 2685–2688.
- 18 An analogous torsion process to form **IV_{Bu}** from **III_{Bu}** could not be located, however, due to the kinetic accessibility of this process for PhCCH (via **TS(III-IV)_{Ph}**, $-8.9 \text{ kcal mol}^{-1}$) we expect this to be also kinetically accessible for this alkyne.
- 19 This then forms **E-int_{Ph}** ($-35.9 \text{ kcal mol}^{-1}$), and is followed by Cu to Al *E*-phenylvinylide transfer via **TS(E2)** ($-37.0 \text{ kcal mol}^{-1}$) to ultimately form **E_{Ph}**. However, for the sake of clarity these extra kinetically facile steps are omitted from Fig. 6 for clarity.

