

PAPER

View Article Online
View Journal | View Issue



Cite this: *Org. Biomol. Chem.*, 2023, **21**, 4770

Flow photolysis of aryldiazoacetates leading to dihydrobenzofurans via intramolecular C–H insertion†

Katie S. O'Callaghan,^a Denis Lynch,^a Marcus Baumann,^b Stuart G. Collins^{*a} and Anita R. Maguire^{*a,c}

Flow photolysis of aryldiazoacetates **3–5** leads to C–H insertion to form dihydrobenzofurans **6–8** in a metal-free process, using either a medium pressure mercury lamp (250–390 nm) or LEDs (365 nm or 450 nm) with comparable synthetic outcomes. Significantly, addition of 4,4'-dimethoxybenzophenone **9** results in an increased yield and also alters the stereochemical outcome leading to preferential isolation of the *trans* dihydrobenzofurans **6a–8a** (up to 50% yield), while the *cis* and *trans* diastereomers of **6–8** are recovered in essentially equimolar amounts in the absence of a photosensitiser (up to 26% yield).

Received 6th April 2023,
Accepted 22nd May 2023

DOI: 10.1039/d3ob00541k

rsc.li/obc

Introduction

α -Diazocarbonyl compounds are synthetically versatile intermediates that have been widely studied since Curtius first reported the synthesis of ethyl diazoacetate in 1883.^{1,2} These compounds can undergo various carbon–carbon bond forming transformations such as cyclopropanation,³ ylide formation,⁴ aromatic addition⁵ and C–H insertion^{6–9} under mild conditions. The most salient reactions of α -diazocarbonyl compounds involve the use of transition-metal catalysts, facilitating highly chemoselective and stereoselective outcomes. However, replacing these metals with photolysis can lead to a more sustainable, greener process, as evidenced by the resurgence of interest in this area in recent years due to advances in technology for photochemistry.^{10–14}

Developments in continuous flow chemistry have enhanced the synthetic potential of photochemistry and its practical use at scale, due to its ability to overcome issues associated with batch reactors, such as non-uniform light penetration leading to over-irradiation and increased side-product formation.^{15–25} Recently, photochemistry in flow has gained much interest as it enables better control over reaction conditions, facilitating improved reproducibility and scalability.^{15–25} Continuous flow processing also offers the possibility to improve the safety

profile associated with hazardous conditions, reactants and intermediates, such as α -diazocarbonyl compounds, due to in-line reaction monitoring, efficient heat and mass transfer, as well as the ability to generate hazardous reagents *in situ* in small quantities, without the need for their handling or isolation.^{26–34} Continuous flow photolysis of aryldiazoacetates leading to cyclopropanation have been reported.^{35–37}

While photochemical reactions of α -diazocarbonyl compounds have been explored for decades, the first example of a photolytic intramolecular C–H insertion was reported by Corey and Felix in 1965 for the synthesis of methyl 6-phenylpenicillinate from an α -diazoamide.³⁸ Since then, the photochemical intramolecular C–H functionalisation of aryldiazoacetates **1a** and **1b** leading to 5,5-dimethyl-3-phenyldihydrofuran-2(3*H*)-one **2a** and 4,4-dimethyl-3-phenyloxetan-2-one **2b** has been reported by Jurberg and Davies (Scheme 1).³⁹ Notably, these transformations required extended reaction times.

In this work, we investigate the application of continuous flow photochemistry to achieve a metal-free intramolecular C–H insertion of different aryldiazoacetates for the synthesis of a dihydrobenzofuran scaffold, a motif found in a variety of biologically active compounds.^{40–49} Previously, formation of this moiety has been explored through a number of pathways including, among others, metal catalysed C–H insertion of an aryldiazoacetate,^{50,51} or of an aryldiazomethane⁵⁶ and photochemical C–H insertion of an acyl silane.⁵²

Enantioselective rhodium carboxylate catalysed C–H insertions of aryldiazoacetate **3** to form dihydrobenzofurans leading to selective formation of the *cis* diastereomer, have been investigated by Hashimoto⁵⁴ and Davies,⁵⁵ with excellent enantioselectivity through appropriate choice of the rhodium catalyst. Having recently demonstrated that we can provide access to

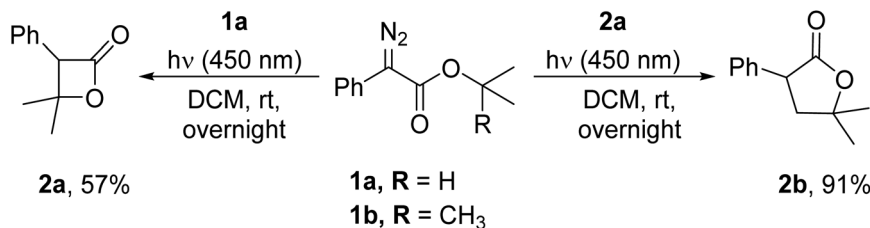
^aSchool of Chemistry, Analytical and Biological Chemistry Research Facility, Synthesis and Solid State Pharmaceutical Centre, University College Cork, Ireland. E-mail: a.maguire@ucc.ie, stuart.collins@ucc.ie

^bSchool of Chemistry, University College Dublin, Belfield, Dublin 4, Ireland

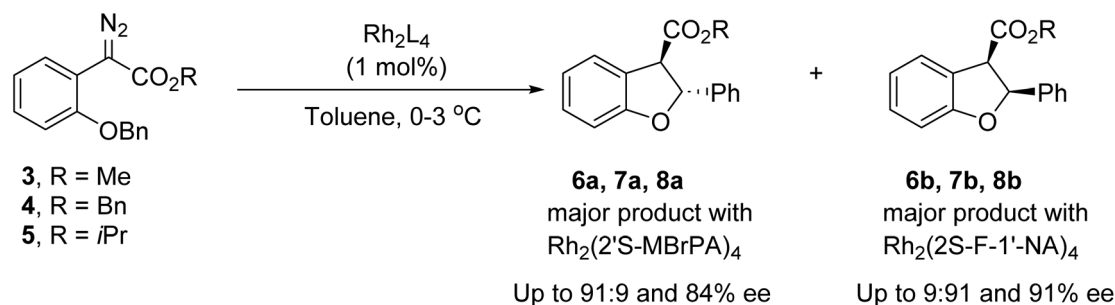
^cSchool of Pharmacy, University College Cork, Ireland

† Electronic supplementary information (ESI) available. See DOI: <https://doi.org/10.1039/d3ob00541k>





Scheme 1 Intramolecular C–H insertion of aryldiazoacetates (Davies *et al.*).³⁹



Scheme 2 Rhodium-catalysed C–H insertion of aryldiazoacetates **3**, **4** and **5** (Maguire *et al.*).⁵³

either dihydrobenzofuran **6a** or **6b** as a major product depending on the catalyst employed, with good enantiocontrol (Scheme 2),⁵³ we wished to explore if a similar transformation could be affected photochemically, providing the dihydrobenzofurans *via* a metal-free transformation.

Results and discussion

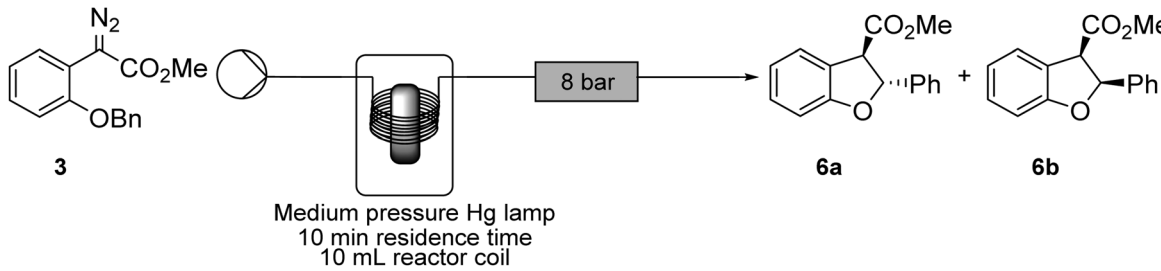
Photochemical transformations of aryldiazoacetates **3**, **4** and **5** were investigated in continuous flow to establish the synthetic utility of this transformation in the absence of a metal catalyst. As summarised in Table 1, the initial studies were conducted in continuous flow with methyl aryldiazoacetate **3**, using a photochemical reactor and a medium pressure mercury lamp. The impact of different wavelength filters, concentrations, temperatures and solvents on the efficiency of the C–H insertion were initially explored. The outcomes of the reactions were monitored by recording ¹H NMR spectra of the crude products, to estimate the efficiency of the C–H insertion process and the diastereomeric ratio of the resulting dihydrobenzofurans. While no side-products could be isolated and characterised, signals consistent with azine formation were detected, in line with reported azine formation in the metal-catalysed C–H insertion reactions.⁵⁴

As anticipated, in the absence of light there was no evidence of C–H insertion with only unreacted aryldiazoacetate **3** starting material remaining (Table 1, entry 1), while using any one of three wavelength filters (300–2000 nm, 109–2000 nm or 250–390 nm) led to essentially the same outcome, with total consumption of the aryldiazoacetate **3** and approximately

30–40% formation of the dihydrobenzofurans **6a** and **6b** within 10 minutes of photolysis (Table 1, entries 2–4). Investigation of the impact of concentration (Table 1, entries 4–7) showed that the extent of C–H insertion decreased somewhat at higher concentrations (0.15 M), presumably due to competing intermolecular reactions such as azine formation.⁵⁴ When the temperature was reduced to 0 °C the efficiency of the C–H insertion decreased significantly (Table 1, entry 8 *cf.* entry 6). In practice, due to the background heating effect of the lamp, the reaction coil stabilises at *ca.* 28 °C with ambient air cooling, and this was used for all subsequent experiments. Notably, as demonstrated in Table 1, entry 1, there is no evidence of thermolytic C–H insertion at this temperature. Utilising a fixed concentration of aryldiazoacetate **3** (0.04 M), a solvent screen (Table 1, entries 9–15 *cf.* entry 4) indicated that the efficiency of the C–H insertion was greatest in TBME and poorest in THF.

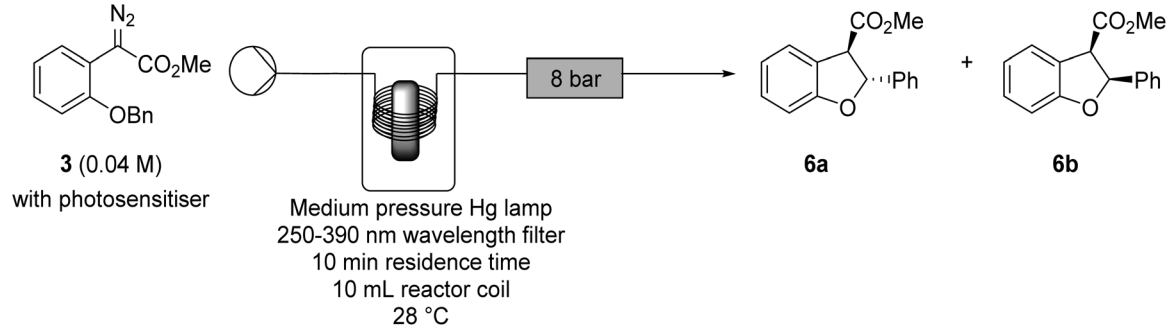
When acetone, a known photosensitiser, was employed as the reaction solvent a diastereomeric ratio of 1.5 : 1.0 of **6a** : **6b** was observed (Table 1, entry 14); this unanticipated observation led to the investigation of the effect of triplet photosensitisers on the stereochemical outcome of the photochemical C–H insertion.^{56–58} Six triplet photosensitisers were investigated, which were each added individually, at the same concentration of 0.0013 M, to the starting solutions prior to photolysis (Table 2, entries 1–6). While the presence of tetraphenylporphyrin (TPP) had no detectable effect on the diastereomeric ratio, use of rose bengal, methylene blue, benzophenone, 4,4'-dichlorobenzophenone and 4,4'-dimethoxybenzophenone **9** (Fig. 1) each resulted in alteration of the diastereomeric ratio observed in the crude product mixtures, favouring the *trans*



Table 1 Optimisation of the photochemical intramolecular C–H insertion of aryldiazoacetate **3** using flow chemistry^a


Entry	Wavelength filter (nm)	Temperature (°C)	Solvent	Molarity (mM)	Ratio ^b 6a : 6b (<i>trans</i> : <i>cis</i>)	Dihydrobenzofuran ^c (%)
1	No light	28	MeCN	40	—	0
2	300–2000	28	MeCN	40	1.0 : 1.0	39
3	109–2000	28	MeCN	40	1.0 : 1.0	29
4	250–390	28	MeCN	40	1.0 : 1.0	36
5	250–390	28	MeCN	7	1.0 : 1.0	30
6	250–390	28	MeCN	70	1.0 : 1.0	32
7	250–390	28	MeCN	150	1.0 : 1.0	24
8	250–390	0	MeCN	70	1.0 : 1.0	14
9	250–390	28	Ethyl acetate	40	1.0 : 1.0	57
10	250–390	28	DCM	40	1.0 : 1.0	57
11	250–390	28	THF	40	1.0 : 1.0	16
12	250–390	28	Toluene	40	1.0 : 1.0	53
13	250–390	28	TBME	40	1.0 : 1.0	66
14	250–390	28	Acetone	40	1.5 : 1.0	45
15	250–390	28	TBME/MeCN (80 : 20)	40	1.0 : 1.0	60

^a Reactions were conducted using **Method A** for a 5 mL solution of aryldiazoacetate **3** at stated molarity. ^b The ratio of *trans* : *cis* was determined by the relative integration of C(2)*H* signals at 6.12 (1H, d) and C(3)*H* signals at 5.99 (1H, d) ppm, respectively, in the ¹H NMR spectrum of the crude reaction mixture. ^c The percentage was estimated by comparing the relative integration of signals in the aromatic region (6.6–8.0 ppm) in the ¹H NMR spectrum of the crude reaction mixtures to the signals for dihydrobenzofurans **6a** and **6b**. While there are limitations in the quantitative accuracy of this, this approach proved useful in providing an indication of the relative efficiency of different experiments.

Table 2 Optimisation of the photochemical intramolecular C–H insertion of aryldiazoacetate **3** in the presence of a triplet photosensitiser using flow chemistry^a


Entry	Solvent	Photosensitiser	Photosensitiser molarity (mol L ⁻¹)	Photosensitiser mol%	Ratio ^b 6a : 6b (<i>trans</i> : <i>cis</i>)
1	DCM	TPP	0.0013	4	1.0 : 1.0
2	MeCN	Rose bengal	0.0013	4	1.3 : 1.0
3	MeCN	Methylene blue	0.0013	4	1.3 : 1.0
4	MeCN	Benzophenone	0.0013	4	1.3 : 1.0
5	DCM	4,4'-Dichlorobenzophenone	0.0013	4	1.3 : 1.0
6	MeCN	4,4'-Dimethoxybenzophenone 9	0.0013	4	1.6 : 1.0
7	MeCN	4,4'-Dimethoxybenzophenone 9	0.0100	28	2.6 : 1.0
8	MeCN	4,4'-Dimethoxybenzophenone 9	0.0250	67	3.1 : 1.0
9	MeCN	4,4'-Dimethoxybenzophenone 9	0.0500	125	3.3 : 1.0
10	MeCN	4,4'-Dimethoxybenzophenone 9	0.1000	280	3.3 : 1.0
11	TBME/MeCN (80 : 20)	4,4'-Dimethoxybenzophenone 9	0.0500	125	3.5 : 1.0

^a Reactions were conducted using **Method B** for a 5 mL solution of aryldiazoacetate **3** (0.04 M). ^b The ratio of *trans* : *cis* was determined by the relative integration of C(2)*H* signals at 6.12 (1H, d) and C(3)*H* signals at 5.99 (1H, d) ppm, respectively, in the ¹H NMR spectrum of the crude reaction mixture.



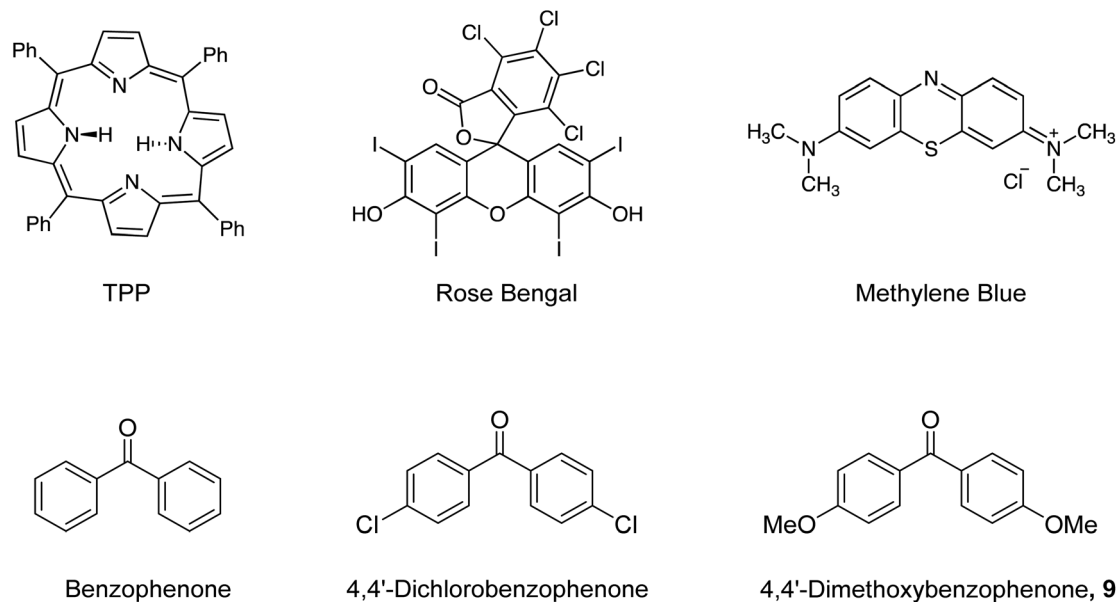


Fig. 1 Photosensitisers employed in this investigation.

isomer **6a**. As use of 4,4'-dimethoxybenzophenone **9** gave the best diastereomeric ratio at the initial amount, this photosensitiser was investigated further. Increasing the concentration of **9** added to the starting solution of aryldiazoacetate **3** (0.04 M) prior to photolysis resulted in an increase in the diastereomeric ratio of *trans*:*cis* for dihydrobenzofurans **6a**:**6b** to a maximum ratio of 3.3:1.0 of **6a**:**6b**, achieved at 0.05 M in acetonitrile (Table 2, entries 6–9). Increasing the concentration or relative amount of the photosensitiser **9** beyond 0.05 M did not result in any further increase in the diastereomeric ratio (Table 2, entry 10). While the initial results from Table 1 showed that TBME was the best solvent choice, a mixture of TBME/acetonitrile (80:20) was ultimately chosen as our optimal solvent due to the limited solubility of 4,4'-dimethoxybenzophenone **9** in TBME alone, leading to the highest diastereomeric ratio (Table 2, entry 11).

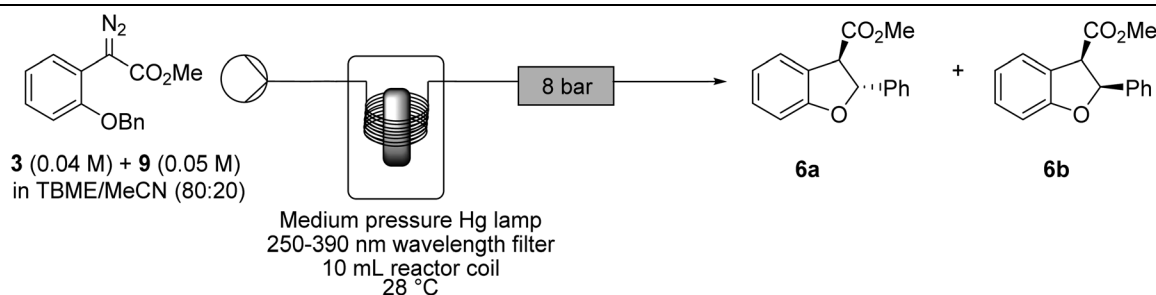
Investigation of the impact of residence time revealed that the photochemical transformation of aryldiazoacetate **3** in TBME/acetonitrile (80:20) was more rapid in the presence of the photosensitiser **9**, with complete consumption within 3 minutes of photolysis (Table 3, entry 4), whereas unreacted aryldiazoacetate **3** was detectable in the absence of the photosensitiser **9** at this residence time (Table 3, entry 5). Significantly, in the ^1H NMR spectra of the crude product mixtures, integration of characteristic signals showed that the diastereomeric ratio of **6a**:**6b** was notably altered in the photosensitised reactions ($\geq 2.7:1.0$ cf. 1.0:1.0 in the absence of the photosensitiser **9**). While 3 minutes photolysis in the presence of the photosensitiser provided the optimum conditions for generation of **6a** and **6b** the impact of prolonged photolysis was also explored. It was evident that following 3 minutes residence time the diastereomeric ratio seen in the presence of the photosensitiser **9** was $\sim 2.7:1.0$, while extending the radi-

ation time led to an increased diastereomeric ratio of **6a**:**6b**. On closer investigation, it was clear that the dihydrobenzofurans **6a** and **6b** degrade under prolonged photolysis, and the increased diastereomeric ratio was as a result of the *cis* isomer **6b** degrading faster than the *trans* isomer **6a** (Table 3, entries 1–8), (Fig. 2). Experiments with very short exposure to photolysis (10 s and 1 min) (Table 3, entries 1 and 2) were undertaken and while both contained unreacted aryldiazoacetate **3**, it was clear that the diastereomeric ratio was reduced as shown in Fig. 2.

From a synthetic perspective examination of the ^1H NMR spectra of the crude product mixtures show that the C–H insertion in the presence of the photosensitiser **9** provides a much cleaner product mixture than the reactions in the absence of the photosensitiser **9**. Accordingly, use of the photosensitiser **9** leads to significantly increased product recovery of the *trans* dihydrobenzofuran **6a** (up to 50% yield) relative to the reaction in the absence of the photosensitiser **9** (up to 26% yield), (Table 4, entries 1 and 4). The recovery of the *cis* dihydrobenzofuran **6b** is comparable both in the presence and absence of the photosensitiser **9** (up to 21% yield), (Table 4, entries 1 and 4). Interestingly, the reactions in the absence of the photosensitiser **9** require 10 minutes to ensure complete consumption of the aryldiazoacetate **3** but there is no alteration of the diastereomeric ratio from 1.0:1.0 in these experiments. Clearly the increased diastereomeric ratio due to selective degradation of the *cis* dihydrobenzofuran **6b** is enhanced in the presence of the photosensitiser **9**.

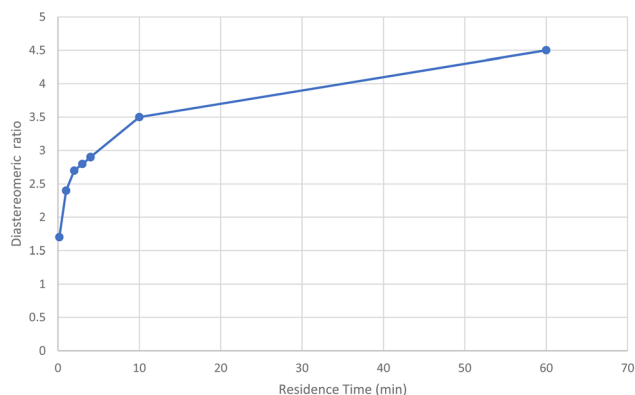
Interestingly, when the photolysis was conducted in TBME/acetonitrile (80:20) degradation of the photosensitiser **9** was evident from ^1H NMR spectra of the crude product mixtures, but not when the photolysis was conducted in acetonitrile alone. Degradation of the photosensitiser was evident follow-



Table 3 Optimisation of residence time for the photosensitised intramolecular C–H insertion of aryldiazoacetate **3**^a

Entry	Residence time (min)	Ratio ^b 3 : 6a : 6b	Yield <i>trans</i> 6a ^c (%)	Yield <i>cis</i> 6b ^c (%)
1	0.17	24.9 : 1.7 : 1.0	— ^f	— ^f
2	1	1.1 : 2.4 : 1.0	— ^f	— ^f
3	2	0.4 : 2.7 : 1.0	47	28 ^d
4	3	0 : 2.7 : 1.0	50	20
5 ^e	3	1.9 : 1.0 : 1.0	— ^f	— ^f
6	4	0 : 2.9 : 1.0	45	9
7	10	0 : 3.5 : 1.0	42	7
8	60	0 : 4.5 : 1.0	39	4

^a Reactions were conducted using **Method B** for a 25 mL solution of aryldiazoacetate **3** (0.04 M); each entry is an individual experiment. ^b The ratio of *trans* : *cis* was determined by the relative integration of C(2)*H* signals at 6.12 (1H, d) and C(3)*H* signals at 5.99 (1H, d) ppm, respectively, in the ¹H NMR spectrum of the crude reaction mixture. ^c Isolated after purification by column chromatography. ^d Isolated as a mixture of the *cis* isomer **6b** and aryldiazoacetate starting material **3**. By integration of the ¹H NMR spectrum, the isolated product mixture consisted of 73% dihydrobenzofuran **6b** and 25% **3**. ^e Reaction conducted without the addition of a photosensitiser using **Method A**. ^f Reaction not purified by column chromatography.

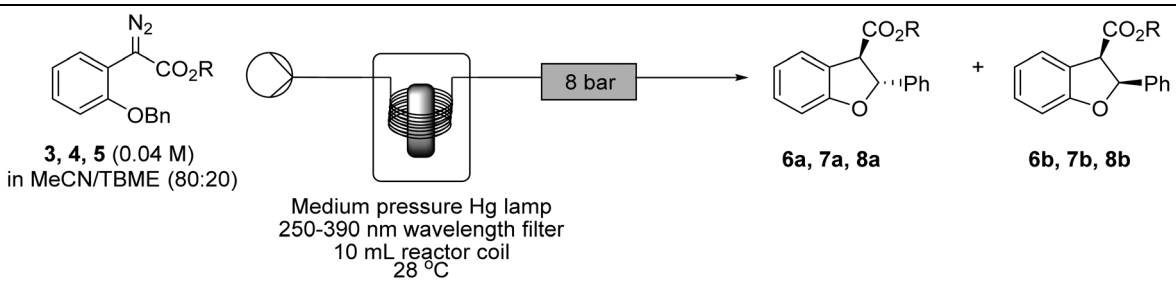
**Fig. 2** Impact of residence time/photolysis on the diastereomeric ratio (*trans* : *cis*) observed for aryldiazoacetate **3** to **6a** and **6b**.

ing 5 minutes of irradiation and increased with longer residence times but only occurred to a very limited extent in the 3 minutes optimised reactions, and therefore has no impact on the synthetic utility of the photochemical C–H insertion (Table 3, entry 2). Among the degradation products was the dimer **10**, which was isolated in agreement with an earlier report by Nagorny (Scheme 3).⁵⁹ To confirm the origin of this dimer, a sample of the photosensitiser **9** was irradiated in TBME/acetonitrile in the absence of the aryldiazoacetate, leading to isolation of the dimer in 34% yield after column chromatography, presumably formed *via* dimerisation of the excited state biradical intermediate.

Further work to explore the effect of the triplet photosensitiser was carried out in acetonitrile, to avoid complications due to reaction of the photosensitiser **9** when the photolysis is conducted in TBME. A solution containing 4,4'-dimethoxybenzophenone **9** (0.05 M, optimised concentration) and a 1.0 : 1.0 mixture of the *trans* and *cis* isomers **6a** and **6b** in acetonitrile was exposed to the photolysis conditions for 10 minutes to establish if *cis*–*trans* interconversion was occurring on this time scale. However, it was clear that the alteration in diastereomeric ratio on prolonged photolysis is due to faster degradation of the *cis* dihydrobenzofuran **6b** than that of *trans* **6a**, rather than interconversion (Fig. 3). This pattern continued when the resulting mixture was re-exposed for another 10 minutes and then 30 minutes of photolysis conditions. The extent of alteration of the diastereomeric ratio in the absence of the photosensitiser **9** is much less. The degradation of the dihydrobenzofurans **6a** and **6b** on photolysis leads to a complex mixture of unidentified products. A genuine sample of the benzofuran **11** (Fig. 4) was prepared for comparison and there is little evidence in the ¹H NMR spectra for the presence of this within the complex mixture.⁶⁰

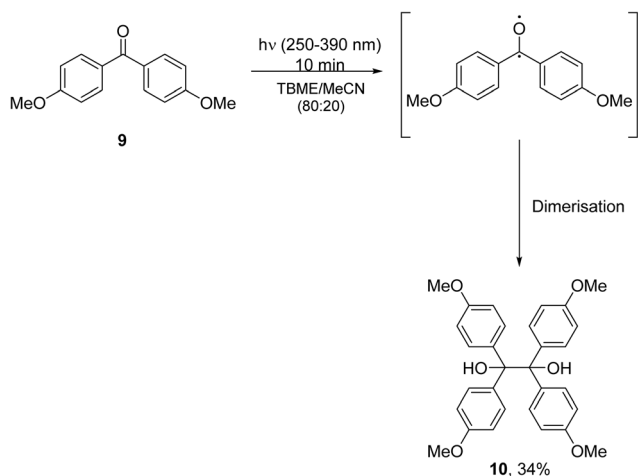
With the optimised conditions established, the substrate scope was extended to include benzyl aryldiazoacetate **4** and isopropyl aryldiazoacetate **5**.⁵³ In the absence of any photosensitiser with 10 minutes of photolysis, as seen in the transformation of **3** to **6a** and **6b**, an equimolar mixture of the *cis* and *trans* dihydrobenzofurans **7a** : **7b** and **8a** : **8b** was observed, with the *trans* and *cis* diastereomers being isolated in comparable yields after column chromatography (Table 4, entries 1–3).



Table 4 Photochemical intramolecular C–H insertion of aryldiazoacetates **3**, **4** and **5** using flow chemistry both with and without the addition of photosensitiser **9**


Entry	R	Residence time (minutes)	Photosensitiser	Ratio (<i>trans</i> : <i>cis</i>)	Yield <i>trans</i> (%)	Yield <i>cis</i> (%)
1	Me (3 , 6)	10	None ^a	1.0 : 1.0	26	21
2	Bn (4 , 7)	10		1.0 : 1.0	18	14
3	iPr (5 , 8)	10		1.0 : 1.0	17	16
4	Me (3 , 6)	3	4,4'-Dimethoxybenzophenone 9 (0.05 M) ^b	2.8 : 1.0	50	20
5	Bn (4 , 7)	3		2.7 : 1.0	46	17
6	iPr (5 , 8)	3		2.6 : 1.0	44	15

^a Reactions were conducted using **Method A** for a 25 mL solution of aryldiazoacetate **3**, **4** or **5** (0.04 M). ^b Reactions were conducted using **Method B** for a 25 mL solution of aryldiazoacetate **3**, **4** or **5** (0.04 M).

**Scheme 3** 1,1,2,2-Tetrakis(4-methoxyphenyl)ethane-1,2-diol **10**, isolated from photolysis of photosensitiser **9** alone in TBME/MeCN.

In the presence of 4,4'-dimethoxybenzophenone **9** (0.05 M) and with a shorter residence time of 3 minutes, the diastereomeric ratio of **6a** : **6b**, **7a** : **7b** and **8a** : **8b** increased to ~2.7 : 1.0. Addition of the triplet photosensitiser **9** to the starting solution of aryldiazoacetate **3**, **4** or **5** consistently resulted in increased diastereomeric ratios in the crude product mixture leading to improved isolated yields of the *trans* dihydrobenzofuran products **6a**, **7a** and **8a** (Table 4, entries 4–6). Interestingly, the alteration in the stereochemical outcome was consistent across the series with no detectable impact by the nature of the substituent on the ester moiety.

In the reactions of the substrates **4** and **5**, the β -lactones **12** and **13** were formed as side products in the photolysis reac-

tions both in the presence and absence of the photosensitiser **9** (Scheme 4). β -Lactone **13** was isolated (37%) and characterised from the reaction in the presence of the photosensitiser **9**. Thus, C–H insertion into the benzyl C–H or the isopropyl C–H of the ester competes with insertion into the benzyl ether C–H bond to form the dihydrobenzofuran. Davies has demonstrated C–H insertion of aryldiazoacetates to form β -lactones both photochemically³⁹ and using rhodium catalysts.⁶¹ Lowe has reported photochemical C–H insertion of α -diazoamides and α -diazoesters to form lactones.⁶²

Photolysis using LEDs was explored to establish if narrower wavelength ranges would lead to better outcomes in terms of selectivity and efficiency.^{17,23,24} Photolysis of aryldiazoacetates **3**, **4** and **5** was undertaken using LEDs (365 nm and 450 nm). Interestingly, in the presence of the photosensitiser **9**, use of the 365 nm LEDs led to essentially identical outcomes to those seen with the medium pressure mercury lamp, without any apparent difference in the product mixture either in terms of yield or diastereomeric ratio, for the photolysis of aryldiazoacetate **3** (Table 5, entries 1 and 2). While the objective was to explore if use of narrower wavelengths could lead to decreased product degradation and, accordingly, higher yields of dihydrobenzofurans, in practice, there was no observable difference.

Photolysis of benzyl and isopropyl aryldiazoacetates **4** and **5** was also undertaken using the 365 nm LEDs in the presence of the photosensitiser **9** (0.05 M), resulting in preferential isolation of the *trans* dihydrobenzofurans **7a** and **8a** (Table 5, entries 3 and 4). While the *trans* dihydrobenzofurans **7a** and **8a** were isolated in modest yields, the *cis* dihydrobenzofuran **7b** was isolated in poor yield. The *cis* dihydrobenzofuran **8b** was not isolated, but the β -lactone **13** was isolated from the photolysis of isopropyl aryldiazoacetate **5**. Photolysis of aryldia-



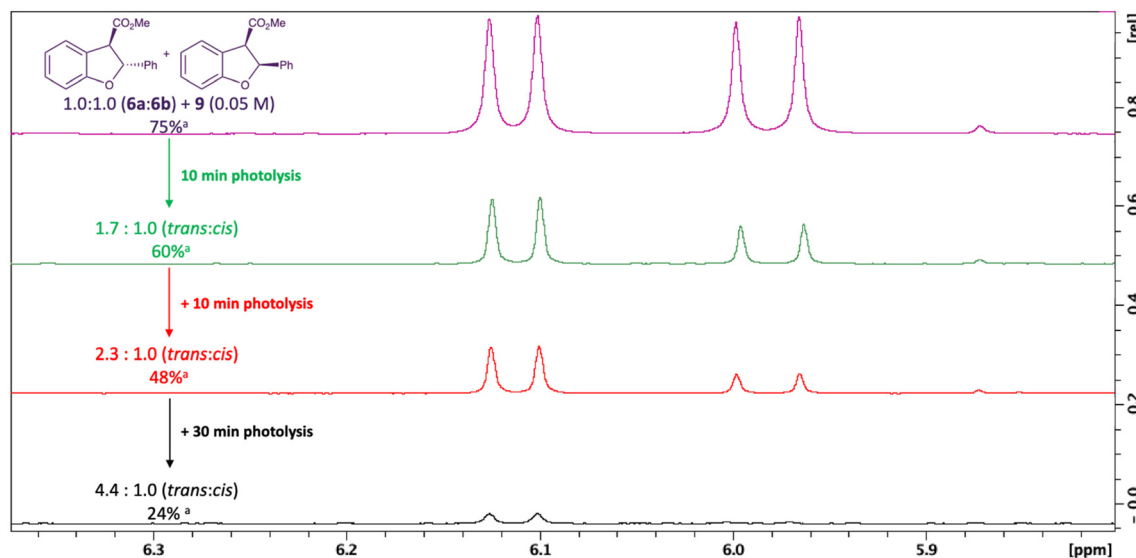


Fig. 3 Degradation of the *trans* and *cis* dihydrobenzofurans **6a** and **6b** with repeated exposure to photolysis conditions. ^a The percentage was estimated by comparing the relative integration of signals in the aromatic region (6.6–8.0 ppm) in the ¹H NMR spectrum of the crude reaction mixtures to the signals for dihydrobenzofurans **6a** and **6b**, excluding the integration for the signals for the photosensitiser **9**.

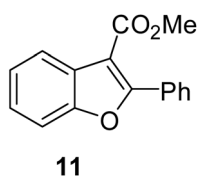
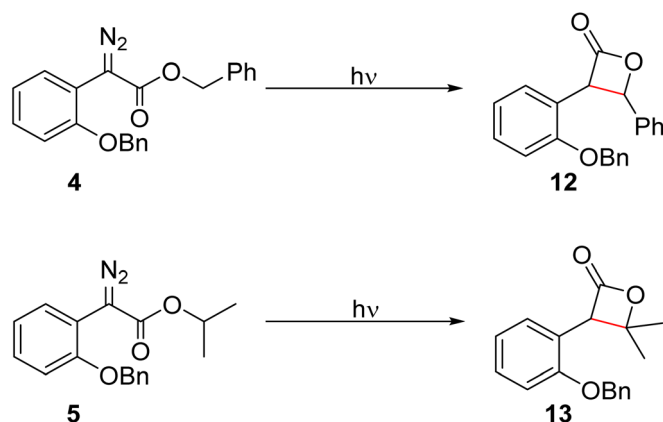


Fig. 4 Methyl 2-phenylbenzofuran-3-carboxylate **11**.



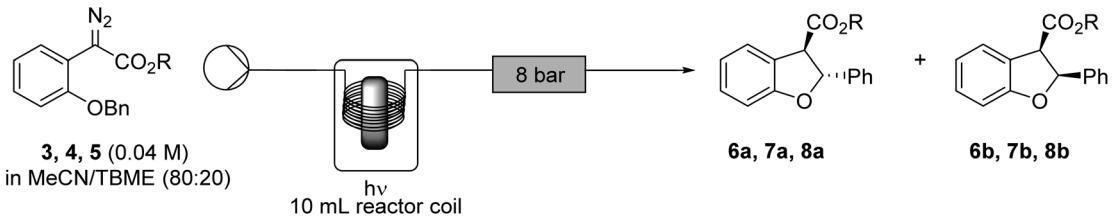
Scheme 4 3-(2-(Benzyloxy)phenyl)-4-phenyloxetan-2-one **12** and 3-(2-(benzyloxy)phenyl)-4,4-dimethyloxetan-2-one **13**.

zoacetate **3** in the absence of photosensitiser **9** was also trialled using the 365 nm LEDs. Full consumption of the aryl diazoacetate **3** was observed within 5 minutes of photolysis in acetonitrile leading to 32% formation of the dihydrobenzofurans **6a** and **6b** in a ratio of 1.1 : 1.0 (products not isolated).

In contrast, when **3** was exposed to 450 nm LEDs in the absence of the photosensitiser **9**, reactions were slower with decreased reaction efficiency and some aryl diazoacetate **3** remaining unreacted (1.0 : 1.0 : 0.6, **6a** : **6b** : **3**) following 60 min of photolysis conditions (Table 5, entry 5), presumably due to the lower input power of the LEDs employed relative to the mercury lamp (12 W 450 nm LEDs; 75 W mercury lamp). Similar results were seen for aryl diazoacetates **4** and **5** (Table 5, entries 6 and 7). Notably, photolysis using the blue LEDs in the presence or absence of the photosensitiser led to an equimolar mixture of dihydrobenzofurans **6a** and **6b**; this was the first time we observed no alteration of the diastereomeric ratio in the presence of the photosensitiser. This altered behaviour can be rationalised by examination of the UV/Vis spectra of the aryl diazoacetates and the photosensitiser **9**; while the aryl diazoacetates absorb at 450 nm leading to C–H insertion, the photosensitiser **9** does not absorb at this wavelength. In contrast, both compounds absorb at 365 nm (see ESI† for details). Thus, it is clear that the altered diastereomeric ratio seen at shorter wavelengths is associated with the presence of the photosensitiser **9**. Recent reports of the impact of photosensitisers on stereochemical outcome are relevant to this work,^{63,64} although in this instance the altered diastereomeric ratio is principally due to selective degradation.

To demonstrate the practical synthetic utility of this photochemical C–H insertion, 2 g of aryl diazoacetate **3** in TBME/acetonitrile (80 : 20) was irradiated in the presence of the photosensitiser **9** with a residence time of just 3 minutes leading to isolation of dihydrobenzofurans **6a** and **6b** in 47% and 11% yield, respectively. The efficiency of the photochemical transformation was comparable at this scale to that seen at smaller scale as evidenced by comparing the ¹H NMR spectra of the crude product mixtures (see Fig. S1 in the ESI†).



Table 5 Comparison of the photosensitised intramolecular C–H insertion of aryldiazoacetates **3**, **4** and **5** using a mercury lamp or 365 nm LEDs


Entry	R	Light source	Residence time (minutes)	Temperature (°C)	Ratio 6a : 6b : 3	Yield <i>trans</i> (%)	Yield <i>cis</i> (%)
1	Me (3 , 6)	Medium pressure Hg lamp (75 W) ^a	5	28	3.0 : 1.0 : 0	33	6
2	Me (3 , 6)	365 nm LED (50 W) ^b	5	33	2.8 : 1.0 : 0	37	12
3	Bn (4 , 7)		5	33	3.8 : 1.0 : 0	30	5
4	iPr (5 , 8)		5	33	4.1 : 1.0 : 0	32	—
5	Me (3 , 6)	450 nm LED (12 W) ^c	60	28	1.0 : 1.0 : 0.6	25	23 ^d
6	Bn (4 , 7)		60	28	1.0 : 1.0 : 0.8	14	15 ^d
7	iPr (5 , 8)		60	28	1.0 : 1.0 : 0.6	10	13 ^d

^a Reactions were conducted using **Method B** for a 25 mL solution of aryldiazoacetate **3** (0.04 M). ^b Reactions were conducted using **Method C** for a 25 mL solution of aryldiazoacetate **3**, **4** or **5** (0.04 M). ^c Reactions were conducted using **Method D** for a 25 mL solution of aryldiazoacetate **3**, **4** or **5** (0.04 M). ^d Isolated as a mixture of *cis* dihydrobenzofuran and aryldiazoacetate starting material.

Conclusion

In conclusion, flow photolysis of aryldiazoacetates **3**, **4** and **5** leads to metal-free C–H insertion to form dihydrobenzofurans **6**, **7** and **8** in moderate yields. Significantly, while the *cis* and *trans* diastereomers of **6**, **7** and **8** are formed in essentially equimolar amounts, addition of the photosensitiser **9** results in preferential recovery of the *trans* dihydrobenzofurans **6a**, **7a** and **8a** (dr approximately $\geq 2.7 : 1.0$). The photolysis can be effected using a mercury lamp or LEDs with comparable synthetic outcomes, and is readily scaled to multigram quantities without impacting on reaction efficiency or selectivity. Effecting C–H insertion in the absence of a metal catalyst is notable from a green chemistry perspective.

Conflicts of interest

There are no conflicts to declare.

Acknowledgements

Financial support from Synthesis and Solid State Pharmaceutical Centre (SSPC) supported by Science Foundation Ireland and co-funded under the European Regional Development Fund (K. S. O. C., D. L., SFI SSPC3 Pharm5 12/RC/2275_2), and equipment provided through a SFI Research Infrastructure award (ProSpect) (SFI 15/RI/3221) is gratefully acknowledged.

References

- T. Curtius, Ueber Die Einwirkung von Salpetriger Säure Auf Salzsäuren Glycocolläther, *Ber. Dtsch. Chem. Ges.*, 1883, **16**(2), 2230–2231, DOI: [10.1002/cber.188301602136](https://doi.org/10.1002/cber.188301602136).
- A. Ford, H. Miel, A. Ring, C. N. Slattery, A. R. Maguire and M. A. McKerver, Modern Organic Synthesis with α -Diazocarbonyl Compounds, *Chem. Rev.*, 2015, **115**(18), 9981–10080, DOI: [10.1021/acs.chemrev.5b00121](https://doi.org/10.1021/acs.chemrev.5b00121).
- H. Lebel, J. F. Marcoux, C. Molinaro and A. B. Charette, Stereoselective Cyclopropanation Reactions, *Chem. Rev.*, 2003, **103**(4), 977–1050, DOI: [10.1021/cr010007e](https://doi.org/10.1021/cr010007e).
- A. Padwa and S. F. Hornbuckle, Ylide Formation from the Reaction of Carbenes and Carbenoids with Heteroatom Lone Pairs, *Chem. Rev.*, 1991, **91**, 263–309, DOI: [10.1021/cr00003a001](https://doi.org/10.1021/cr00003a001).
- S. E. Reisman, R. R. Nani and S. Levin, Buchner and Beyond: Arene Cyclopropanation as Applied to Natural Product Total Synthesis, *Synlett*, 2011, 2437–2442, DOI: [10.1055/s-0031-1289520](https://doi.org/10.1055/s-0031-1289520).
- H. M. L. Davies and K. Liao, Dirhodium Tetracarboxylates as Catalysts for Selective Intermolecular C–H Functionalization, *Nat. Rev. Chem.*, 2019, **3**(6), 347–360, DOI: [10.1038/s41570-019-0099-x](https://doi.org/10.1038/s41570-019-0099-x).
- M. P. Doyle, R. Duffy, M. Ratnikov and L. Zhou, Catalytic Carbene Insertion into C–H Bonds, *Chem. Rev.*, 2010, **110**(2), 704–724, DOI: [10.1021/cr900239n](https://doi.org/10.1021/cr900239n).



- 8 H. M. L. Davies and R. E. J. Beckwith, Catalytic Enantioselective C–H Activation by Means of Metal-Carbenoid-Induced C–H Insertion, *Chem. Rev.*, 2003, **103**(8), 2861–2903, DOI: [10.1021/cr0200217](#).
- 9 H. M. L. Davies and J. R. Manning, Catalytic C–H Functionalization by Metal Carbenoid and Nitrenoid Insertion, *Nature*, 2008, **451**(7177), 417–424, DOI: [10.1038/nature06485](#).
- 10 Ł. W. Ciszewski, K. Rybicka-Jasińska and D. Gryko, Recent Developments in Photochemical Reactions of Diazo Compounds, *Org. Biomol. Chem.*, 2019, **17**(3), 432–448, DOI: [10.1039/c8ob02703j](#).
- 11 N. Candeias and C. Afonso, Developments in the Photochemistry of Diazo Compounds, *Curr. Org. Chem.*, 2009, **13**(7), 763–787, DOI: [10.2174/138527209788167231](#).
- 12 O. S. Galkina and L. L. Rodina, Photochemical Transformations of Diazocarbonyl Compounds: Expected and Novel Reactions, *Russ. Chem. Rev.*, 2016, **85**(5), 537–555, DOI: [10.1070/rcr4519](#).
- 13 J. Durka, J. Turkowska and D. Gryko, Lightning Diazo Compounds?, *ACS Sustainable Chem. Eng.*, 2021, 8895–8918, DOI: [10.1021/acssuschemeng.1c01976](#).
- 14 Z. Yang, M. L. Stivanin, I. D. Jurberg and R. M. Koenigs, Visible Light-Promoted Reactions with Diazo Compounds: A Mild and Practical Strategy Towards Free Carbene Intermediates, *Chem. Soc. Rev.*, 2020, **49**(19), 6833–6847, DOI: [10.1039/d0cs00224k](#).
- 15 M. Baumann, T. S. Moody, M. Smyth and S. Wharry, A Perspective on Continuous Flow Chemistry in the Pharmaceutical Industry, *Org. Process Res. Dev.*, 2020, **24**(10), 1802–1813, DOI: [10.1021/acs.oprd.9b00524](#).
- 16 K. Loubière, M. Oelgemöller, T. Aillet, O. Dechy-Cabaret and L. E. Prat, Continuous-Flow Photochemistry: A Need for Chemical Engineering, *Chem. Eng. Process.*, 2016, **104**, 120–132, DOI: [10.1016/j.cep.2016.02.008i](#).
- 17 M. di Filippo, C. Bracken and M. Baumann, Continuous Flow Photochemistry for the Preparation of Bioactive Molecules, *Molecules*, 2020, **25**(2), 356, DOI: [10.3390/molecules25020356](#).
- 18 K. Gilmore and P. H. Seeberger, Continuous Flow Photochemistry, *Chem. Rec.*, 2014, **14**(3), 410–418, DOI: [10.1002/tcr.201402035](#).
- 19 F. Politano and G. Oksdath-Mansilla, Light on the Horizon: Current Research and Future Perspectives in Flow Photochemistry, *Org. Process Res. Dev.*, 2018, **22**(9), 1045–1062, DOI: [10.1021/acs.oprd.8b00213](#).
- 20 K. Donnelly and M. Baumann, Scalability of Photochemical Reactions in Continuous Flow Mode, *J. Flow Chem.*, 2021, **11**, 223–241, DOI: [10.1007/s41981-021-00168-z/Published](#).
- 21 C. Sambiagio and T. Noël, Flow Photochemistry: Shine Some Light on Those Tubes!, *Trends Chem.*, 2020, **2**(2), 92–106, DOI: [10.1016/j.trechm.2019.09.003](#).
- 22 J. P. Knowles, L. D. Elliott and K. I. Booker-Milburn, Flow Photochemistry: Old Light Through New Windows, *Beilstein J. Org. Chem.*, 2012, **8**, 2025–2052, DOI: [10.3762/bjoc.8.229](#).
- 23 Y. Su, N. J. W. Straathof, V. Hessel and T. Noël, Photochemical Transformations Accelerated in Continuous-Flow Reactors: Basic Concepts and Applications, *Chem. – Eur. J.*, 2014, **20**(34), 10562–10589, DOI: [10.1002/chem.201400283](#).
- 24 L. Buglioni, F. Raymenants, A. Slattery, S. D. A. Zondag and T. Noël, Technological Innovations in Photochemistry for Organic Synthesis: Flow Chemistry, High-Throughput Experimentation, Scale-up, and Photoelectrochemistry, *Chem. Rev.*, 2022, **122**(2), 2752–2906, DOI: [10.1021/acs.chemrev.1c00332](#).
- 25 T. H. Rehm, Flow Photochemistry as a Tool in Organic Synthesis, *Chem. – Eur. J.*, 2020, **26**(71), 16952–16974, DOI: [10.1002/chem.202000381](#).
- 26 B. Gutmann, D. Cantillo and C. O. Kappe, Continuous-Flow Technology – A Tool for the Safe Manufacturing of Active Pharmaceutical Ingredients, *Angew. Chem.*, 2015, **127**(23), 6788–6832, DOI: [10.1002/ange.201409318](#).
- 27 D. Webb and T. F. Jamison, Continuous Flow Multi-Step Organic Synthesis, *Chem. Sci.*, 2010, **1**(6), 675–680, DOI: [10.1039/c0sc00381f](#).
- 28 I. R. Baxendale, L. Brocken and C. J. Mallia, Flow Chemistry Approaches Directed at Improving Chemical Synthesis, *Green Process. Synth.*, 2013, **2**(3), 211–230, DOI: [10.1515/gps-2013-0029](#).
- 29 J. C. Pastre, D. L. Browne and S. V. Ley, Flow Chemistry Syntheses of Natural Products, *Chem. Soc. Rev.*, 2013, **42**(23), 8849–8869, DOI: [10.1039/c3cs60246j](#).
- 30 R. Porta, M. Benaglia and A. Puglisi, Flow Chemistry: Recent Developments in the Synthesis of Pharmaceutical Products, *Org. Process Res. Dev.*, 2016, **20**(1), 2–25, DOI: [10.1021/acs.oprd.5b00325](#).
- 31 R. L. Hartman, J. P. McMullen and K. F. Jensen, Deciding Whether to Go with the Flow: Evaluating the Merits of Flow Reactors for Synthesis, *Angew. Chem., Int. Ed.*, 2011, **50**(33), 7502–7519, DOI: [10.1002/anie.201004637](#).
- 32 M. B. Plutschack, B. Pieber, K. Gilmore and P. H. Seeberger, The Hitchhiker's Guide to Flow Chemistry, *Chem. Rev.*, 2017, **117**(18), 11796–11893, DOI: [10.1021/acs.chemrev.7b00183](#).
- 33 M. Movsisyan, E. I. P. Delbeke, J. K. E. T. Berton, C. Battilocchio, S. V. Ley and C. V. Stevens, Taming Hazardous Chemistry by Continuous Flow Technology, *Chem. Soc. Rev.*, 2016, **45**(18), 4892–4928, DOI: [10.1039/c5cs00902b](#).
- 34 B. J. Deadman, S. G. Collins and A. R. Maguire, Taming Hazardous Chemistry in Flow: The Continuous Processing of Diazo and Diazonium Compounds, *Chem. – Eur. J.*, 2015, **21**(6), 2298–2308, DOI: [10.1002/chem.201404348](#).
- 35 R. Hommelsheim, Y. Guo, Z. Yang, C. Empel and R. M. Koenigs, Blue-Light-Induced Carbene-Transfer Reactions of Diazoalkanes, *Angew. Chem.*, 2019, **131**(4), 1216–1220, DOI: [10.1002/ange.201811991](#).
- 36 V. Klöpfer, R. Eckl, J. Floß, P. M. C. Roth, O. Reiser and J. P. Barham, Catalyst-Free, Scalable Heterocyclic Flow



- Photocyclopropanation, *Green Chem.*, 2021, **23**(17), 6366–6372, DOI: [10.1039/d1gc01624e](#).
- 37 C. Empel and R. M. Koenigs, Continuous-Flow Photochemical Carbene Transfer Reactions, *J. Flow Chem.*, 2020, **10**(1), 157–160, DOI: [10.1007/s41981-019-00054-9](#).
 - 38 E. J. Corey and A. M. Felix, A New Synthetic Approach to the Penicillans, *J. Am. Chem. Soc.*, 1965, **87**(11), 2518–2519, DOI: [10.1021/ja01089a055](#).
 - 39 I. D. Jurberg and H. M. L. Davies, Blue Light-Promoted Photolysis of Aryldiazoacetates, *Chem. Sci.*, 2018, **9**(22), 5112–5118, DOI: [10.1039/c8sc01165f](#).
 - 40 S. Tewtrakul, H. Miyashiro, N. Nakamura, M. Hattori, T. Kawahata, T. Otake, T. Yoshinaga, T. Fujiwara, T. Supavita, S. Yuenyongsawad, P. Rattanasuwon and S. Dej-Adisai, HIV-1 Integrase Inhibitory Substances from *Coleus Parvifolius*, *Phytother. Res.*, 2003, **17**(3), 232–239, DOI: [10.1002/ptr.1111](#).
 - 41 I. S. Abd-Elazem, H. S. Chen, R. B. Bates, R. Chih and C. Huang, Isolation of Two Highly Potent and Non-Toxic Inhibitors of Human Immunodeficiency Virus Type 1 (HIV-1) Integrase from *Salvia Miltiorrhiza*, *Antiviral Res.*, 2002, **55**, 91–106, DOI: [10.1016/S0166-3542\(02\)00011-6](#).
 - 42 J. H. Lee, Y. G. Kim, S. Y. Ryu, M. H. Cho and J. Lee, Resveratrol Oligomers Inhibit Biofilm Formation of *Escherichia Coli*, O157:H7 and *Pseudomonas Aeruginosa*, *J. Nat. Prod.*, 2014, **77**(1), 168–172, DOI: [10.1021/np400756g](#).
 - 43 C. Billard, J. C. Izard, V. Roman, C. Kern, C. Mathiot, F. Mentz and J. P. Kolb, Comparative Antiproliferative and Apoptotic Effects of Resveratrol, ϵ -Viniferin and Vine-Shots Derived Polyphenols (Vineatrols) on Chronic B Lymphocytic Leukemia Cells and Normal Human Lymphocytes, *Leuk. Lymphoma*, 2002, **43**(10), 1991–2002, DOI: [10.1080/1042819021000015952](#).
 - 44 G. Lemi, M. Gao, A. de Groot, R. Dommissie, J. Lepoivre, L. Pieterd and V. Buss, 3',4-Di-O-Methylcedrusin: Synthesis, Resolution and Absolute Configuration, *J. Chem. Soc., Perkin Trans. 1*, 1995, 1775–1779.
 - 45 K. Sawasdee, T. Chaowasku, V. Lipipun, T. H. Dufat, S. Michel and K. Likhitwitayawuid, New Neolignans and a Lignan from *Miliusa Fragrans*, and Their Anti-Herpetic and Cytotoxic Activities, *Tetrahedron Lett.*, 2013, **54**(32), 4259–4263, DOI: [10.1016/j.tetlet.2013.05.144](#).
 - 46 R.-B. An, G.-S. Jeong and Y.-C. Kim, Flavonoids from the Heartwood of *Dalbergia Odorifera*, and Their Protective Effect on Glutamate-Induced Oxidative Injury in HT22 Cells, *Chem. Pharm. Bull.*, 2008, **56**(12), 1722–1724, DOI: [10.1248/cpb.56.1722](#).
 - 47 M. Gregson, W. David Ollis, B. T. Redhan, I. O. Sutherland, H. H. Dietrichs and O. R. Gottlieb, Obtusastylene and obtustylene, cinnamylphenols from *Dalbergia retusa*, *Phytochemistry*, 1978, **17**, 1395–1400, DOI: [10.1016/S0031-9422\(00\)94596-5](#).
 - 48 M. Pereira, D. E. Campos, V. C. Filho, R. Zanoni, D. A. Silva, R. A. Yunes, S. Zacchino, S. Juarez, R. Cé, B. Cruz and A. B. Cruz, Evaluation of Antifungal Activity of *Piper solmsianum* C. DC. Var. *solmsianum* (Piperaceae), *Biol. Pharm. Bull.*, 2005, **28**(8), 1527–1530, DOI: [10.1248/bpb.28.1527](#).
 - 49 S. Apers, A. Vlietinck and L. Pieters, Lignans and Neolignans as Lead Compounds, *Phytochem. Rev.*, 2003, **2**, 201–217, DOI: [10.1023/B:PHYT.0000045497.90158.d2](#).
 - 50 Z. Chen, M. Pitchakuntla and Y. Jia, Synthetic Approaches to Natural Products Containing 2,3-Dihydrobenzofuran Skeleton, *Nat. Prod. Rep.*, 2019, **36**(4), 666–690, DOI: [10.1039/c8np00072g](#).
 - 51 H. Wang, G. Li, K. M. Engle, J. Q. Yu and H. M. L. Davies, Sequential C–H Functionalization Reactions for the Enantioselective Synthesis of Highly Functionalized 2,3-Dihydrobenzofurans, *J. Am. Chem. Soc.*, 2013, **135**(18), 6774–6777, DOI: [10.1021/ja401731d](#).
 - 52 A. Bunyamin, C. Hua, A. Polyzos and D. L. Priebbenow, Intramolecular Photochemical [2 + 1]-Cycloadditions of Nucleophilic Siloxy Carbenes, *Chem. Sci.*, 2022, **13**(11), 3273–3280, DOI: [10.1039/d2sc00203e](#).
 - 53 A. M. Buckley, D. C. Crowley, T. A. Brouder, A. Ford, U. B. Rao Khandavilli, S. E. Lawrence and A. R. Maguire, Dirhodium Carboxylate Catalysts from 2-Fenchoxy or 2-Menthyloxy Arylacetic Acids: Enantioselective C–H Insertion, Aromatic Addition and Oxonium Ylide Formation/Rearrangement, *ChemCatChem*, 2021, **13**(20), 4318–4324, DOI: [10.1002/cctc.202100924](#).
 - 54 H. Saito, H. Oishi, S. Kitagaki, S. Nakamura, M. Anada and S. Hashimoto, Enantio- and Diastereoselective Synthesis of cis-2-Aryl-3-Methoxycarbonyl-2,3-Dihydrobenzofurans via the Rh(II)-Catalyzed C–H Insertion Process, *Org. Lett.*, 2002, **4**(22), 3887–3890, DOI: [10.1021/ol0267127](#).
 - 55 H. M. L. Davies, M. V. A. Grazini and E. Aouad, Asymmetric Intramolecular C–H Insertions of Aryldiazoacetates, *Org. Lett.*, 2001, **3**(10), 1475–1477, DOI: [10.1021/ol0157858](#).
 - 56 R. F. Borkman and D. R. Kearns, Triplet-State Energy Transfer in Liquid Solutions. Acetone-Photosensitized cis-trans Isomerization of Pentene-2, *J. Am. Chem. Soc.*, 1966, **88**(5), 3467–3475, DOI: [10.1021/ja00967a001](#).
 - 57 G. Campari, M. Fagnoni, M. Mella and A. Albini, Diastereoselective Photosensitized Radical Addition to Fumaric Acid Derivatives Bearing Oxazolidine Chiral Auxiliaries, *Tetrahedron: Asymmetry*, 2000, **11**, 1891–1906, DOI: [10.1016/S0957-4166\(00\)00138-5](#).
 - 58 H. B. Wang, B. C. Zhai, W. J. Tang, J. Y. Yu and Q. H. Song, Photosensitized Z–E Isomerization of Cinnamate by Covalently Linked 2-(3',4'-Dimethoxybenzoyl)Benzyl Moiety via Triplet-Triplet Energy Transfer, *Chem. Phys.*, 2007, **333**, 229–235, DOI: [10.1016/j.chemphys.2007.02.003](#).
 - 59 S. Kim, Y. Khomutnyk, A. Bannykh and P. Nagorny, Synthesis of Glycosyl Fluorides by Photochemical Fluorination with Sulfur(VI) Hexafluoride, *Org. Lett.*, 2021, **23**(1), 190–194, DOI: [10.1021/acs.orglett.0c03915](#).
 - 60 B. Kang, M. H. Lee, M. Kim, J. Hwang, H. B. Kim and D. Y. Chi, Transition-Metal-Free Synthesis of 2-Substituted Methyl Benzo[b]Furan-3-Carboxylates, *J. Org. Chem.*, 2015, **80**(16), 8254–8261, DOI: [10.1021/acs.joc.5b01311](#).



- 61 L. Fu, H. Wang and H. M. L. Davies, Role of Ortho-Substituents on Rhodium-Catalyzed Asymmetric Synthesis of β -Lactones by Intramolecular C–H Insertions of Aryldiazoacetates, *Org. Lett.*, 2014, **16**(11), 3036–3039, DOI: [10.1021/ol5011505](https://doi.org/10.1021/ol5011505).
- 62 G. Lowe and J. Parker, Photochemical Conversion of α -Diazo-Amides and -Esters into β -Lactams and β - and γ -Lactones, *J. Chem. Soc. D*, 1971, 577–578, DOI: [10.1039/C29710000577](https://doi.org/10.1039/C29710000577).
- 63 J. Mateos, F. Rigodanza, P. Costa, M. Natali, A. Vega-Peñaloza, E. Fresch, E. Collini, M. Bonchio, A. Sartorel and L. Dell'Amico, Unveiling the Impact of the Light Source and Steric Factors on [2 + 2] Heterocycloaddition Reactions, *Nat. Synth.*, 2022, **2**(1), 26–36, DOI: [10.1038/s44160-022-00191-5](https://doi.org/10.1038/s44160-022-00191-5).
- 64 S. Yakubov, W. J. Stockerl, X. Tian, A. Shahin, M. J. P. Mandigma, R. M. Gschwind and J. P. Barham, Benzoates as Photosensitization Catalysts and Auxiliaries in Efficient, Practical, Light-Powered Direct C(sp³)-H Fluorinations, *Chem. Sci.*, 2022, **13**(47), 14041–14051, DOI: [10.1039/d2sc05735b](https://doi.org/10.1039/d2sc05735b).

