



Cite this: *Chem. Commun.*, 2023, 59, 7419

Received 28th April 2023,  
Accepted 22nd May 2023

DOI: 10.1039/d3cc02086j

rsc.li/chemcomm

**Chloroacetyl boronate *N*-tosylhydrazone (CABT) has been synthesized as a reagent to generate a diverse range of molecular skeletons. CABT can undergo a series of transformations involving nucleophilic substitution of the chloride and coupling of the *N*-tosylhydrazones, followed by boryl group functionalization. We further demonstrated that this CABT reagent could enable a diversity-oriented synthesis.**

Given the importance of diversity-oriented synthesis, the development of synthetic methods and reagents capable of generating a diverse range of molecular skeletons is highly valuable not only in organic synthesis, but also in medicinal chemistry.<sup>1</sup> In order to support this growing field, building blocks allowing for multi-directional transformations would be highly desirable.

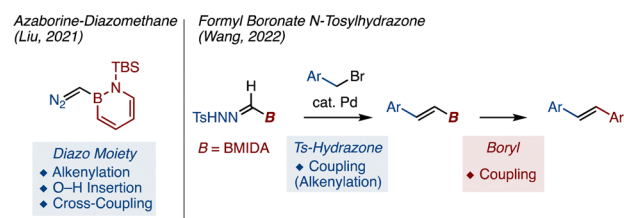
The utility of organoborons in organic synthesis is undoubtedly high, exemplified by known C–B bond transformations such as Suzuki–Miyaura coupling (C–C bond formation),<sup>2</sup> Chan–Lam coupling (C–N bond formation),<sup>3</sup> oxidation (C–O bond formation), and Matteson homologation.<sup>4</sup> Meanwhile, the chemistry of *N*-tosylhydrazones has rapidly evolved in recent years.<sup>5–10</sup> Beside the classic reactivity of *N*-tosylhydrazone as a dinitrogen source, they can also generate highly reactive diazo species through a base-promoted decomposition process known as Bamford–Stevens reaction.<sup>11</sup> By capturing these diazo species with transition-metal catalysts, *N*-tosylhydrazones have been multi-directionally transformed in Z–H (Z = O, NR, S) insertion,<sup>12</sup> cross-coupling,<sup>13,14</sup> and other transformations.<sup>15,16</sup> Given the reactivities of organoborons and *N*-tosylhydrazones, we envisioned that combining these two functional groups into a single molecule<sup>17</sup> could yield a versatile molecular building

## Chloroacetyl boronate *N*-tosylhydrazone as a versatile synthetic building block†

Ryuya Miyazaki,<sup>a</sup> Kei Muto \*<sup>b</sup> and Junichiro Yamaguchi \*<sup>a</sup>

block for organic synthesis. In this context, two related examples have recently appeared (Fig. 1A). Liu developed azaborine-diazomethane and demonstrated that the diazo moiety of this chemical was amenable to C–C bond formations.<sup>18</sup> Another example is boryl formyl-*N*-tosylhydrazone, which reacted under Pd-catalyzed cross-coupling with benzyl bromides to furnish valuable alkenylborons.<sup>19,20</sup> Despite these pioneering works, the structural diversity of the obtained compounds is far from satisfactory. To build a wider range of molecular skeletons, we herein report the development of chloroacetyl boronate *N*-tosylhydrazone (CABT; Fig. 1B). Our design of this reagent is rather straightforward: (a) the chlorine atom could be substituted with nucleophiles, leading to various substituted boryl-*N*-tosylhydrazones; (b) the *N*-tosylhydrazone moiety of the generated synthetic intermediate could then be converted by transition-metal-catalyzed<sup>21</sup> reactions and dinitrogen-containing heterocycle synthesis; (c) the remaining boryl group could be used to assemble with other building blocks. As such, the designed CABT reagent is expected to function as a versatile two-carbon unit in organic synthesis.

### A. Diazo (*Ts*-hydrazone) and Boryl Embedded Reagents



### B. This Work: Chloroacetyl boronate *N*-tosylhydrazone

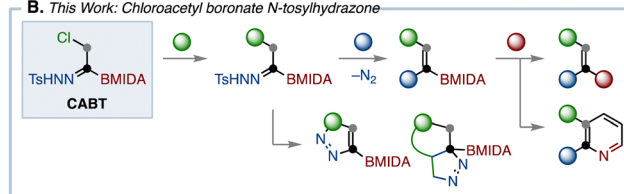


Fig. 1 (A) Borylated diazo species (B) Chloroacetyl boronate *N*-tosylhydrazone.

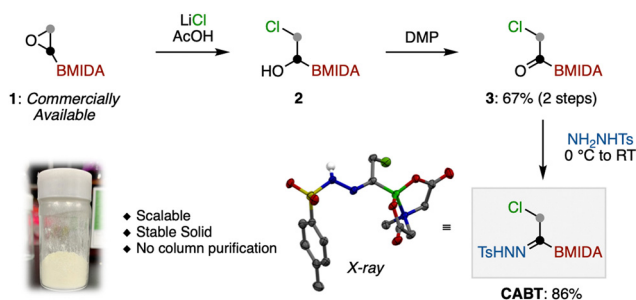
<sup>a</sup> Department of Applied Chemistry, Waseda University, 513 Wasedatsurumakicho, Shinjuku, Tokyo 162-0041, Japan. E-mail: junyamaguchi@waseda.jp

<sup>b</sup> Waseda Institute for Advanced Study, Waseda University, 513 Wasedatsurumakicho, Shinjuku, Tokyo 162-0041, Japan.

E-mail: keimuto@aoni.waseda.jp

† Electronic supplementary information (ESI) available: For experimental procedures, spectroscopic data for compounds, and crystallographic data in CIF. CCDC 2257615 (for CABT) and 2257609 (for 4a). For ESI and crystallographic data in CIF or other electronic format see DOI: <https://doi.org/10.1039/d3cc02086j>

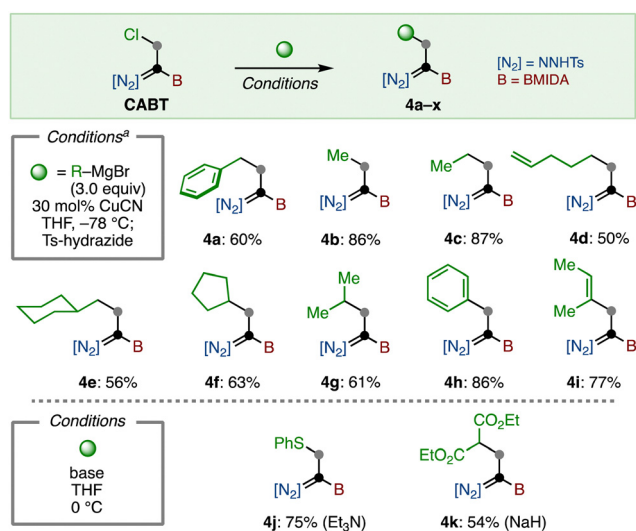




Scheme 1 The synthesis of CABT.

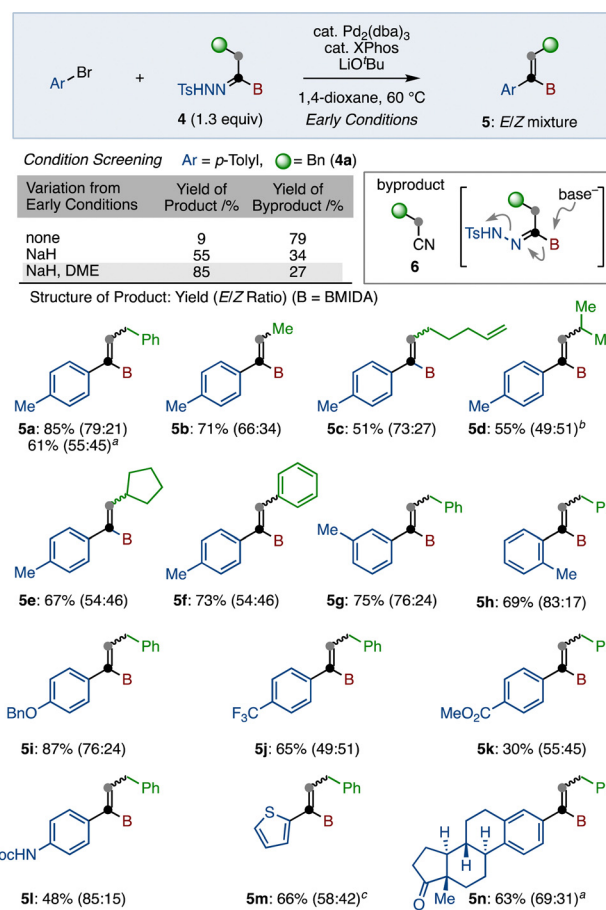
Our study commenced with the synthesis of CABT (Scheme 1). At the outset, it was expected that CABT can be synthesized from an acylboron species.<sup>22</sup> Considering the stability of acylborons, we decided to include the well-known MIDA boronate (MIDA = methyliminodiacetic acid) into the structure of CABT. Following Yudin's  $\alpha$ -bromoacetyl boronate synthesis,<sup>23</sup> ring-opening chlorination of commercially available BMIDA-ethylene oxide produced chlorohydrin **2**. This chlorohydrin was then oxidized by Dess–Martin periodinane (DMP) to form acylboron **3**. Finally, the reaction of **3** with tosylhydrazide produced the desired CABT in a good yield. Of note, this procedure is highly reproducible and scalable, and does not require any silica-gel column purification. The obtained CABT was a white solid that exhibited high stability at room temperature.

The reaction of CABT was next investigated. First, substitution of the C–Cl bond was examined (Scheme 2). Because CABT has three reactive functional groups on only two carbons, it was imperative to find reaction conditions that are highly chemoselective. Fortunately, we found that Coltart's copper-catalyzed substitution reaction using Grignard reagents matched well with this purpose.<sup>24</sup> With a slight modification of this protocol, primary alkyl (**4a–4e**) and secondary alkyl (**4f, 4g**) group substituted boryl-*N*-tosylhydrazones were synthesized in moderate to good yields by using the corresponding Grignard reagents.

Scheme 2 Substitution of C–Cl bond. <sup>a</sup> Obtained as a *Z*-isomer.

The introduction of aryl and alkenyl groups was also possible, furnishing **4h** and **4i** in 86% and 77% yield, respectively. Of note, this substitution afforded **4** as a *E/Z* mixture, which can be isomerized to *Z*-isomer by treating with a catalytic amount of Ts-hydrazide (see the Supplementary Information). Additionally, the substitution reaction with thiol and malonate in the presence of base led to the formation of **4j** and **4k**, respectively.

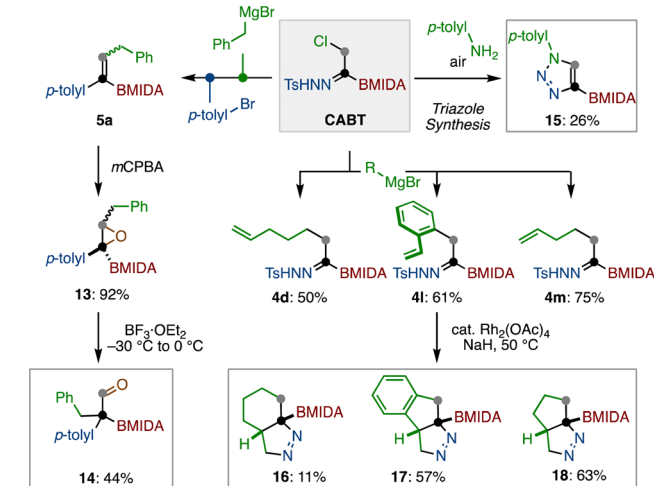
Next, we pursued the transformation of the *N*-tosylhydrazone group (Scheme 3). The Wang group reported a coupling reaction of boryl-*N*-tosylhydrazones with benzyl bromides under the influence of a palladium catalyst.<sup>20,25</sup> However, these conditions were not operative for our boryl-*N*-tosylhydrazone **4**. After exploration of reaction conditions, we found that Barluenga's coupling reaction of **4a** with *p*-tolyl bromide in the presence of Pd<sub>2</sub>(dba)<sub>3</sub>, XPhos, and LiO<sup>t</sup>Bu in 1,4-dioxane<sup>15</sup> produced desired coupling product **5a** in 9% as a mixture of *E/Z* isomers. In this case, alkyl cyanide **6** was generated as a main product in 79% yield. Undesired **6** was presumably generated through the formation of borate, which was subsequently transformed to alkyl cyanide with the elimination of tosylamide. To suppress this unexpected side reaction, we next employed NaH as a less nucleophilic base than LiO<sup>t</sup>Bu. Delightfully, we obtained desired product **5** in an improved 55% yield. Finally, changing the solvent from dioxane to 1,2-dimethoxyethane (DME)

Scheme 3 Cross-coupling of *N*-tosylhydrazones. <sup>a</sup> Aryl–OTf was used instead of Aryl–Br. <sup>b</sup> Reaction conducted in 1,4-dioxane. <sup>c</sup> Reaction conducted at 70 °C.

led to 85% yield of **5a**. Using these identified conditions (with NaH in DME), we evaluated the substrate scope of this procedure (Scheme 3). It was found that this coupling reaction was not influenced by the substituent at the  $\alpha$ -position of the hydrazone. For example, both primary and secondary alkyl-substituted alkenyl borons (**5a–5e**) were synthesized in good to moderate yields, albeit with poor *E/Z* selectivity.  $\alpha$ -Phenylated product **5f** was also obtained in 73% yield. Next, various aryl bromides were reacted with **4a** under the same conditions. *Ortho*- and *meta*-tolyl bromides were suitable substrates, generating the corresponding alkenyl borons **5g** and **5h** in good yields. This reaction was not significantly affected by the electronic nature of the aryl bromides, as *para*-alkoxy- and trifluoromethyl-phenyl bromides gave products **5i** and **5j** in good yields. Ester (**5k**) and carbamate (**5l**) functional groups were tolerated under these conditions. Introduction of thiophene (**5m**) was also successful. In addition to aryl bromide, aryl triflates reacted under these conditions. Furthermore, estrone triflate coupled to boryl-*N*-tosylhydrazone **4a** to furnish **5n** in 63% yield (*E/Z* = 69:31).

Finally, we demonstrated that the remaining boryl functional group on alkenyl MIDA-boronate **5a** can be engaged in chemical reaction (Scheme 4). Suzuki–Miyaura coupling of **5a** and *p*-anisyl iodide furnished tri-substituted alkene **7** in 87% yield. Similarly, Rh-catalyzed conjugate addition of **5a** to cyclohexenone was possible, giving  $\beta$ -substituted ketone **8** in a good yield.<sup>26</sup> After the conversion of the MIDA moiety to pinacolate **9**, a copper-mediated azidation as well as a copper-catalyzed formal [4+2] cycloaddition<sup>27</sup> generated alkenyl azide **10** and multiply substituted quinoline **12**, respectively.

The CABT reagent can also be used to prepare a wide range of organoboron building blocks (Scheme 5). Following sequential transformations of **1** through chloride substitution and cross-coupling, alkenylboron **5a** was prepared. This alkenylboron **5a** was subjected to *m*CPBA epoxidation to form borylated epoxide **13** in 92% yield. The obtained **13** was further converted to aldehyde **14** in 44% yield through a Lewis acid-mediated ring-opening followed by a Meerwein rearrangement.<sup>28</sup> On the other



Scheme 5 Synthesis of various boron-containing compounds.

hand, the chloride substitution of CABT with *p*-toluidine under air provided borylated 1,2,3-triazole **15**, albeit in 26% yield.<sup>29</sup> After the chloride substitution of CABT with Grignard reagent, the boryl-*N*-tosylhydrazones bearing an alkenyl chain were found to cyclize under the thermal conditions in the presence of catalytic amount of rhodium, giving borylated diazo-cycloalkanes **16–18**.<sup>30</sup>

In summary, we have developed a versatile synthetic building block, chloroacetyl boronate *N*-tosylhydrazone (CABT). Practical preparation and facile handling of CABT are valuable traits of this new reagent. Sequential transformations of CABT (chloride substitution, *N*-tosylhydrazone coupling and [3+2] cyclization, as well as post-boryl transformations) were established, allowing producing a diverse range of molecular skeletons. Given the importance of diversity-oriented synthesis in medicinal chemistry this reagent could help accelerate scaffold explorations in hit-to-led efforts in early drug discovery.

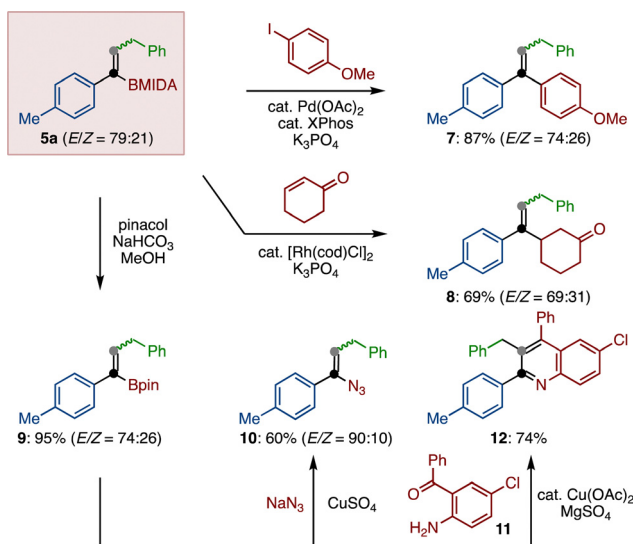
This work was supported by JSPS KAKENHI Grant Number JP21H05213 (Digi-TOS) (to J.Y.), and JP21K05079 (to K.M.). This work was partly supported by JST ERATO Grant Number JPMJER1901 (to J.Y.). Dr Kenta Kato is acknowledged for helping X-ray crystallographic analysis. The Materials Characterization Central Laboratory in Waseda University is acknowledged for the support of HRMS measurement.

## Conflicts of interest

There are no conflicts to declare.

## Notes and references

- (a) M. D. Burke and S. L. Schreiber, *Angew. Chem., Int. Ed.*, 2004, **43**, 46–58; (b) W. R. J. D. Galloway, A. Isidro-Llobet and D. R. Spring, *Nat. Commun.*, 2010, **1**, 80; (c) C. J. Gerry and S. L. Schreiber, *Nat. Rev. Drug Discovery*, 2018, **17**, 333–352.
- N. Miyaura and A. Suzuki, *Chem. Rev.*, 1995, **95**, 2457–2483.
- M. J. West, J. W. B. Fyfe, J. C. Vantourout and A. J. B. Watson, *Chem. Rev.*, 2019, **119**, 12491–12523.
- J. W. B. Fyfe and A. J. B. Watson, *Chem*, 2017, **3**, 31–55.
- J. Barluenga and C. Valdés, *Angew. Chem., Int. Ed.*, 2011, **50**, 7486–7500.



Scheme 4 Transformation of the boron moiety.



- 6 Z. Shao and H. Zhang, *Chem. Soc. Rev.*, 2012, **41**, 560–572.
- 7 Y. Xia and J. Wang, *Chem. Soc. Rev.*, 2017, **46**, 2306–2362.
- 8 M. Jia and S. Ma, *Angew. Chem., Int. Ed.*, 2016, **55**, 9134–9166.
- 9 Y. Xia and J. Wang, *J. Am. Chem. Soc.*, 2020, **142**, 10592–10605.
- 10 J. Radolko, P. Ehlers and P. Langer, *Adv. Synth. Catal.*, 2021, **363**, 3616–3654.
- 11 J. R. Fulton, V. K. Aggarwal and J. de Vicente, *Eur. J. Org. Chem.*, 2005, 1479–1492.
- 12 J. Barluenga, M. Tomás-Gamasa, F. Aznar and C. Valdés, *Angew. Chem., Int. Ed.*, 2010, **49**, 4993–4996.
- 13 For a review, see: (a) Y. Xia, D. Qiu and J. Wang, *Chem. Rev.*, 2017, **117**, 13810–13889; For selected examples, see: (b) J. Barluenga, P. Moriel, C. Valdés and F. Aznar, *Angew. Chem., Int. Ed.*, 2007, **46**, 5587–5590; (c) J. Barluenga, M. Tomás-Gamasa, P. Moriel, F. Aznar and C. Valdés, *Chem. – Eur. J.*, 2008, **14**, 4792–4795; (d) E. Brachet, A. Hamze, J.-F. Peyrat, J.-D. Brion and M. Alami, *Org. Lett.*, 2010, **12**, 4042–4045; (e) M. Roche, A. Hamze, O. Provot, J.-D. Brion and M. Alami, *J. Org. Chem.*, 2013, **78**, 445–454; (f) D. P. Ojha and K. R. Prabhu, *J. Org. Chem.*, 2012, **77**, 11027–11033; (g) J. Barluenga, M. Escribano, P. Moriel, F. Aznar and C. Valdés, *Chem. – Eur. J.*, 2009, **15**, 13291–13294.
- 14 K. Ishitobi, K. Muto and J. Yamaguchi, *ACS Catal.*, 2019, **9**, 11685–11690.
- 15 (a) H. Kato, I. Musha, M. Komatsuda, K. Muto and J. Yamaguchi, *Chem. Sci.*, 2020, **11**, 8779–8784; (b) A. Yanagimoto, Y. Uwabe, Q. Wu, K. Muto and J. Yamaguchi, *ACS Catal.*, 2021, **11**, 10429–10435.
- 16 N. F. C. Ritchie, A. J. Zahara and S. M. Wilkerson-Hill, *J. Am. Chem. Soc.*, 2022, **144**, 2101–2106.
- 17 Borylated diazo compounds have been synthesized, but have never been investigated for their reactivity. Examples, see: (a) U. Schöllkopf, B. Bönhaidai, H. Frasnelli, R. Meyer and H. Beckhaus, *Justus Liebigs Ann. Chem.*, 1974, 1767–1783; (b) M. P. Arthur, A. Baceiredo and G. Bertrand, *J. Am. Chem. Soc.*, 1991, **113**, 5856–5857; (c) J.-M. Sotiropoulos, A. Baceiredo, K. H. von Locquenghien, F. Dahan and G. Bertrand, *Angew. Chem., Int. Ed. Engl.*, 1991, **30**, 1154–1156; (d) A. Ansorge, D. J. Brauer, H. Bürger, T. Hagen and G. Pawelke, *Angew. Chem., Int. Ed. Engl.*, 1993, **32**, 384–385; (e) L. Weber, H. B. Wartig, H.-G. Stammer and B. Neumann, *Organometallics*, 2001, **20**, 5248–5250.
- 18 Y. Liu, R. Puig de la Bellacasa, B. Li, A. B. Cuenca and S.-Y. Liu, *J. Am. Chem. Soc.*, 2021, **143**, 14059–14064.
- 19 Y. M. Ivon, I. V. Mazurenko, Y. O. Kuchkovska, Z. V. Voitenko and O. O. Grygorenko, *Angew. Chem., Int. Ed.*, 2020, **59**, 18016–18022.
- 20 S. Li, M. Li, S.-S. Li and J. Wang, *Chem. Commun.*, 2022, **58**, 399–402.
- 21 Very recently, a catalytic reaction of *in situ*-generated boryl Au-carbene was reported, see: Y. Zheng, J. Jiang, Y. Li, Y. Wei, J. Zhang, J. Hu, Z. Ke, X. Xu and L. Zhang, *Angew. Chem., Int. Ed.*, 2023, **62**, e202218175.
- 22 D. Wu, J. Taguchi, M. Tanriver and J. W. Bode, *Angew. Chem., Int. Ed.*, 2020, **59**, 16847–16858.
- 23 S. Adachi, S. K. Liew, C. F. Lee, A. Lough, Z. He, J. D. S. Denis, G. Poda and A. K. Yudin, *Org. Lett.*, 2015, **17**, 5594–5597.
- 24 J. M. Hatcher and D. M. Coltart, *J. Am. Chem. Soc.*, 2010, **132**, 4546–4547.
- 25 Q. Xiao, J. Ma, Y. Yang, Y. Zhang and J. Wang, *Org. Lett.*, 2009, **11**, 4732–4735.
- 26 F. Albrecht, O. Sowada, M. Fistikci and M. M. K. Boysen, *Org. Lett.*, 2014, **16**, 5212–5215.
- 27 Y. Li, Z. Cao, Z. Wang, L. Xu and Y. Wei, *Org. Lett.*, 2022, **24**, 6554–6559.
- 28 Z. He and A. K. Yudin, *J. Am. Chem. Soc.*, 2011, **133**, 13770–13773.
- 29 H.-W. Bai, Z.-J. Cai, S.-Y. Wang and S.-J. Ji, *Org. Lett.*, 2015, **17**, 2898–2901.
- 30 This reaction proceeded under thermal conditions without catalyst, but the yields of product were lower than the catalytic reactions. See the ESI† for details.

