


## IN THIS ISSUE

ISSN 1759-9679 CODEN AMNECT 15(25) 3007–3116 (2023)



### Cover

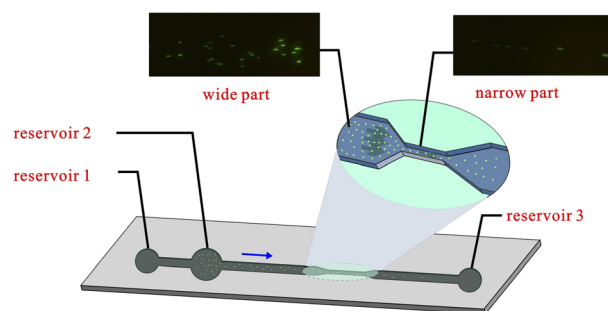
See Ryoji Kurita *et al.*, pp. 3019–3025. Image reproduced by permission of Ryoji Kurita from *Anal. Methods*, 2023, 15, 3019.

## COMMUNICATION

3014

### Direct count of fluorescent microspheres in a microfluidic chip based on the capillary electrophoresis method

Jing Yang, Zhenqing Li,\* Dawei Zhang, Yoshinori Yamaguchi\* and Wen Xiao\*

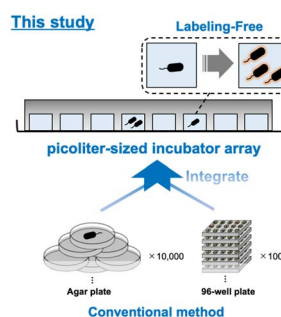


## PAPERS

3019

### Arrayed labeling-free cultivation and growth evaluation from a single microorganism

Yuma Tanaka, Tsukuru Minamiki and Ryoji Kurita\*



## Editorial Staff

### Executive Editor

Philippa Ross

### Deputy Editor

Alice Smallwood

### Editorial Production Manager

Jason Woolford

### Development Editor

Celeste Brady

### Publishing Editors

Gabriel Clarke, Derya Kara-Fisher,  
Emma Stephen, Ziva Whitelock

### Publishing Assistant

Andrea Whiteside

### Editorial Assistant

Leo Curtis

### Publisher

Jeanne Andres

For queries about submitted articles please contact  
Jason Woolford, Editorial production manager, in the first  
instance. E-mail [methods@rsc.org](mailto:methods@rsc.org)

For pre-submission queries please contact  
Philippa Ross, Executive editor.  
E-mail [methods-rsc@rsc.org](mailto:methods-rsc@rsc.org)

Analytical Methods (electronic: ISSN 1759-9679) is published  
48 times a year by the Royal Society of Chemistry,  
Thomas Graham House, Science Park, Milton Road,  
Cambridge, UK CB4 0WF.

All orders, with cheques made payable to the Royal Society of  
Chemistry, should be sent to the Royal Society of Chemistry  
Order Department, Royal Society of Chemistry,  
Thomas Graham House, Science Park, Milton Road,  
Cambridge, CB4 0WF, UK

Tel +44 (0)1223 432398; E-mail [orders@rsc.org](mailto:orders@rsc.org)

2023 Annual (electronic) subscription price: £2416; US\$4255.  
Customers in Canada will be subject to a surcharge to cover  
GST. Customers in the EU subscribing  
to the electronic version only will be charged VAT.

If you take an institutional subscription to any Royal Society of  
Chemistry journal you are entitled to free, site-wide web access  
to that journal. You can arrange access via Internet Protocol  
(IP) address at [www.rsc.org/ip](http://www.rsc.org/ip)

Customers should make payments by cheque in sterling  
payable on a UK clearing bank or in US dollars payable  
on a US clearing bank.

Whilst this material has been produced with all due care, the  
Royal Society of Chemistry cannot be held responsible or liable  
for its accuracy and completeness, nor for any consequences  
arising from any errors or the use of the information contained  
in this publication. The publication of advertisements does not  
constitute any endorsement by the Royal Society of Chemistry  
or Authors of any products advertised. The views and opinions  
advanced by contributors do not necessarily reflect those of  
the Royal Society of Chemistry which shall not be liable for  
any resulting loss or damage arising as a result of reliance  
upon this material. The Royal Society of Chemistry is a charity,  
registered in England and Wales, Number 207890, and a  
company incorporated in England by Royal Charter (Registered  
No. RC000524), registered office:  
Burlington House, Piccadilly, London W1J 0BA, UK,  
Telephone: +44 (0) 207 4378 6556.

### Advertisement sales:

Tel +44 (0) 1223 432246; Fax +44 (0) 1223 426017;

E-mail [advertising@rsc.org](mailto:advertising@rsc.org)

For marketing opportunities relating to this journal,  
contact [marketing@rsc.org](mailto:marketing@rsc.org)

# Analytical Methods

[rsc.li/methods](http://rsc.li/methods)

Early applications of new analytical methods with clear societal impact.

## Editorial Board

### Editor-in-Chief

Scott Martin, St. Louis University, USA

Juan García-Reyes, Jaén University, Spain  
Tony Killard, University of the West of  
England, UK

Fiona Regan, Dublin City University, Ireland  
Michael Roper, Florida State University, USA  
Jill Venton, University of Virginia, USA

### Associate Editors

Jonas Bergquist, Uppsala University, Sweden  
Wendell Coltro, Federal University of Goiás,  
Brazil

Zhen Liu, Nanjing University, China  
Chao Lu, Beijing University of Chemical  
Technology, China

## Advisory Board

Jailson de Andrade, Federal University of  
Bahia, Brazil  
Lane Baker, Indiana University, USA  
Craig Banks, The Manchester Metropolitan  
University, UK  
Emanuel Carrilho, University of São Paulo,  
Brazil  
Yi Chen, Chinese Academy of  
Sciences, China  
Christopher Easley, Auburn University, USA

Anthony Gachanja, Jomo Kenyatta University  
of Agriculture and Technology, Kenya  
Amanda Hummon, Ohio State University,  
USA  
Lauro Kubota, Instituto de Química, Brazil  
Ally Lewis, University of York, UK  
Juewen Liu, University of Waterloo, Canada  
Susan Lunte, University of Kansas, USA  
Jim Luong, Dow Chemical Canada ULC,  
Canada

Susheel Mittal, Thapar University, India  
Antonio Molina-Díaz, University of Jaén,  
Spain  
Koji Otsuka, Kyoto University, Japan  
Brett Paull, University of Tasmania, Australia  
Zachary Schultz, Ohio State University, USA  
Guobao Xu, Changchun Institute of Applied  
Chemistry, China

## Information for Authors

Full details on how to submit material for publication in  
Analytical Methods are given in the Instructions for Authors  
(available from <http://www.rsc.org/authors>). Submissions should be  
made via the journal's homepage:  
[rsc.li/methods](http://rsc.li/methods)

Authors may reproduce/republish portions of their published  
contribution without seeking permission from the Royal Society of  
Chemistry, provided that any such republication is accompanied by  
an acknowledgement in the form: (Original Citation)–Reproduced  
by permission of the Royal Society of Chemistry.

This journal is © The Royal Society of Chemistry 2023.

Apart from fair dealing for the purposes of research or private study  
for non-commercial purposes, or criticism or review, as permitted  
under the Copyright, Designs and Patents Act 1988 and the  
Copyright and Related Rights Regulation 2003, this publication may  
only be reproduced, stored or transmitted, in any form or by any  
means, with the prior permission in writing of the Publishers or in  
the case of reprographic reproduction in accordance with the terms  
of licences issued by the Copyright Licensing Agency in the UK.  
US copyright law is applicable to users in the USA.  
Registered charity number: 207890

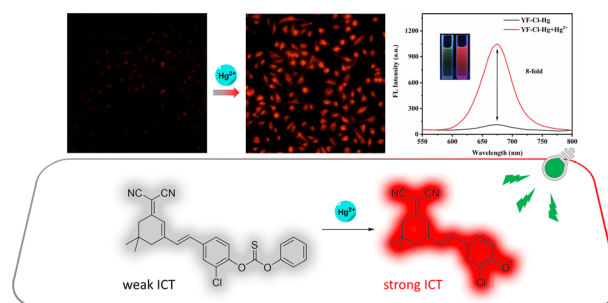


## PAPERS

3026

### A fluorescent probe based on an enhanced ICT effect for $\text{Hg}^{2+}$ detection and cell imaging

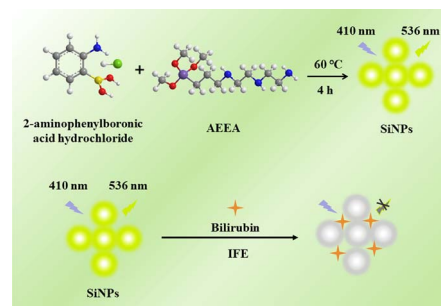
Shuchen Pei, Chaozheng Li, Xinyu Pei, Xiangyang Zhang, Yuting Chi, Wenhong Zeng, Yuanyuan Zhang, Xiaoling Liao\* and Jun Chen\*



3034

### Green synthesis of yellow-green emissive silicon nanoparticles and their application for the sensitive fluorescence detection of bilirubin

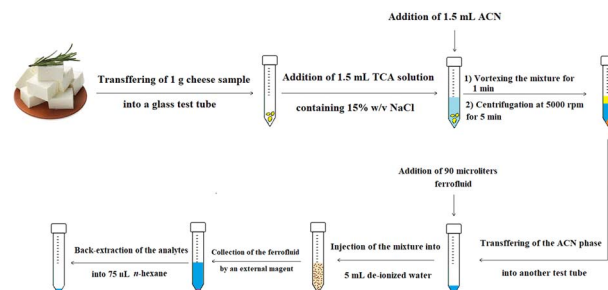
Congjie Pan,\* Xuezhen Qin, Meicheng Lu and Qiujuan Ma\*



3043

### Extraction of diazinon, haloxyfop-*R*-methyl, hexaconazole, diniconazole, and triticonazole in cheese samples using a ferrofluid based liquid phase extraction method prior to gas chromatography

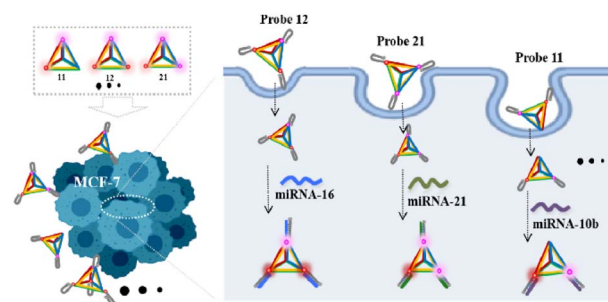
Mahdi Rouhi, Jafar Abolhassani,\* Mohammad Reza Afshar Mogaddam and Mohammad Taghi Vardini



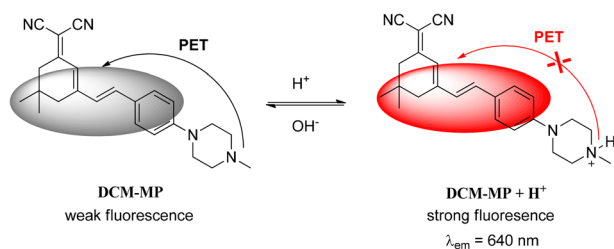
3051

### Fluorescence intensity coded DNA frameworks based on the FRET effect enable multiplexed miRNA imaging in living cells

Xiaoshuang Zhao, Yi Xu\* and Xianqiang Mi\*



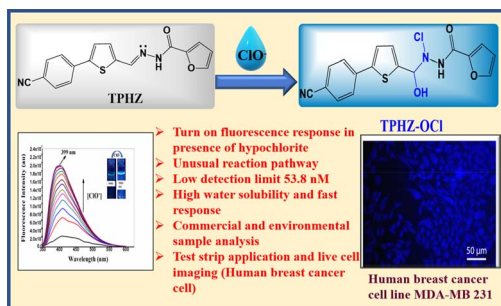
3057



### A water-soluble fluorescent pH probe and its application for monitoring lysosomal pH changes in living cells

Lei Zhang, Jun Guo, Qihua You\* and Yuqing Xu\*

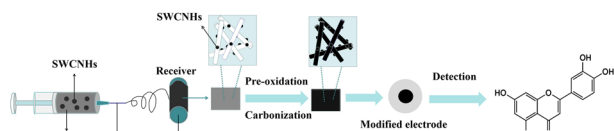
3064



### A small-molecule fluorogenic probe for the detection of hypochlorite and its application in the bio-imaging of human breast cancer cells

Shilpita Banerjee, Anirban Karak, Satyajit Halder, Mousumi Mandal, Dipanjan Banik, Kuladip Jana and Ajit Kumar Mahapatra\*

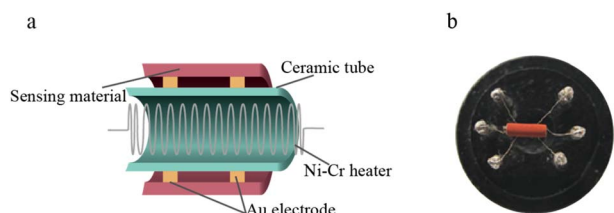
3073



### Rapid quantitative detection of luteolin using an electrochemical sensor based on electrospinning of carbon nanofibers doped with single-walled carbon nanoangles

Liwen Zhang, Danfeng Qin,\* Jun Feng, Tingfan Tang and Hao Cheng\*

3084



### High-performance metal-oxide gas sensors based on hierarchical core-shell ZnFe<sub>2</sub>O<sub>4</sub> microspheres for detecting 2-chloroethyl ethyl sulfide

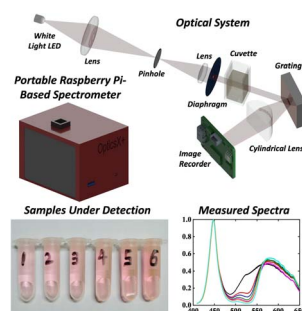
Junchao Yang, Liu Yang, Shuya Cao, Jie Yang, Cancan Yan, Ling Zhang, Qibin Huang\* and Jiang Zhao\*



3092

## A portable Raspberry Pi-based spectrometer for on-site spectral testing

Lin Zhu, Shuwei Yang, Zhibo Xiao, Huachuan Huang, Keding Yan and Shouyu Wang\*



3101

## Rapid microwave fabrication of red-carbon quantum dots as fluorescent on–off–on probes for the sequential determination of Fe(III) ion and ascorbic acid in authentic samples

Shan Huang, Bo Li, Gan Ning, Wenqian Zhang, Pingping Mu, Sijing Chen\* and Qi Xiao\*

