


## IN THIS ISSUE

ISSN 0003-2654 CODEN ANALAO 148(20) 4909–5292 (2023)



### Cover

See Xiwei Huang *et al.*, pp. 4922–4938.

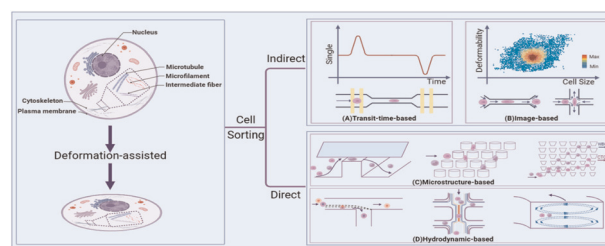
Image reproduced by permission of Xiwei Huang from *Analyst*, 2023, **148**, 4922.

## CRITICAL REVIEWS

4922

### Recent advances in deformation-assisted microfluidic cell sorting technologies

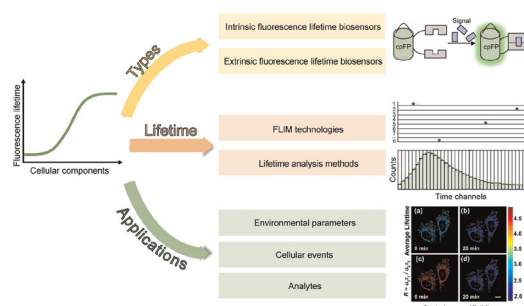
Jingjing Sun, Xiwei Huang,\* Jin Chen, Rikui Xiang, Xiang Ke, Siru Lin, Weipeng Xuan, Shan Liu, Zhen Cao and Lingling Sun



4939

### Genetically encoded fluorescence lifetime biosensors: overview, advances, and opportunities

Yidan Mo, Huangmei Zhou, Jinming Xu, Xihang Chen, Lei Li\* and Sanjun Zhang\*



## Editorial Staff

### Executive Editor

Rebecca Garton

### Deputy Editor

Alice Smallwood

### Editorial Production Manager

Sarah Whitehouse

### Development Editor

Celeste Brady

### Publishing Editors

Gabriel Clarke, Derya Kara-Fisher,  
Emma Stephen, Ziva Whitelock

### Publishing Assistant

Andrea Whiteside

### Editorial Assistant

Leo Curtis

### Publisher

Jeanne Andres

For queries about submitted articles please contact Sarah Whitehouse, Editorial production manager, in the first instance. E-mail [analyst@rsc.org](mailto:analyst@rsc.org)

For pre-submission queries please contact Rebecca Garton, Executive editor. E-mail [analyst-rsc@rsc.org](mailto:analyst-rsc@rsc.org)

Analyst (electronic: ISSN 1364-5528) is published 24 times a year by the Royal Society of Chemistry, Thomas Graham House, Science Park, Milton Road, Cambridge, UK CB4 0WF.

All orders, with cheques made payable to the Royal Society of Chemistry, should be sent to the Royal Society of Chemistry Order Department, Royal Society of Chemistry, Thomas Graham House, Science Park, Milton Road, Cambridge, CB4 0WF, UK

Tel +44 (0)1223 432398; E-mail [orders@rsc.org](mailto:orders@rsc.org)

2023 Annual (electronic) subscription price: £2372; US\$4152. Customers in Canada will be subject to a surcharge to cover GST. Customers in the EU subscribing to the electronic version only will be charged VAT.

If you take an institutional subscription to any Royal Society of Chemistry journal you are entitled to free, site-wide web access to that journal. You can arrange access via Internet Protocol (IP) address at [www.rsc.org/ip](http://www.rsc.org/ip)

Customers should make payments by cheque in sterling payable on a UK clearing bank or in US dollars payable on a US clearing bank.

Whilst this material has been produced with all due care, the Royal Society of Chemistry cannot be held responsible or liable for its accuracy and completeness, nor for any consequences arising from any errors or the use of the information contained in this publication. The publication of advertisements does not constitute any endorsement by the Royal Society of Chemistry or Authors of any products advertised. The views and opinions advanced by contributors do not necessarily reflect those of the Royal Society of Chemistry which shall not be liable for any resulting loss or damage arising as a result of reliance upon this material. The Royal Society of Chemistry is a charity, registered in England and Wales, Number 207890, and a company incorporated in England by Royal Charter (Registered No. RC000524), registered office: Burlington House, Piccadilly, London W1J 0BA, UK, Telephone: +44 (0) 207 4378 6556.

### Advertisement sales:

Tel +44 (0) 1223 432246; Fax +44 (0) 1223 426017;

E-mail [advertising@rsc.org](mailto:advertising@rsc.org)

For marketing opportunities relating to this journal, contact [marketing@rsc.org](mailto:marketing@rsc.org)

# Analyst

rsc.li/analyst

The home of premier fundamental discoveries, inventions and applications in the analytical and bioanalytical sciences

## Editorial Board

### Editor-in-Chief

Norman Dovichi, University of Notre Dame, USA

### Associate Editors

Damien Arrigan, Curtin University, Australia  
Ryan Bailey, University of Michigan, USA  
Jaebum Choo, Chung-Ang University, South Korea

Karen Faulds, University of Strathclyde, UK  
Hideaki Hisamoto, Osaka Metropolitan University, Japan

Baohong Liu, Fudan University, China  
Nicole Pamme, Stockholm University, Sweden

Hua-Zhong Yu, Simon Fraser University, Canada  
Jun-Jie Zhu, Nanjing University, China

### Members

Susan Lunte, University of Kansas, USA

## Advisory Board

Matthew Baker, University of Central Lancashire, UK  
Paul W Bohn, University of Notre Dame, USA

Claudia Conti, CNR, Italy  
R Graham Cooks, Purdue University, USA

Jeffrey Dick, Purdue University, USA  
Volker K. Deckert, University of Jena, Germany

Joshua Edel, Imperial College London, UK  
Qun Fang, Zhejiang University, China

Facundo Fernandez, Georgia Institute of Technology, USA

Roy Goodacre, University of Liverpool, UK  
Duncan Graham, University of Strathclyde, UK

Robert T Kennedy, University of Michigan, USA

Kagan Kerman, University of Toronto, Canada

Christine Kranz, Ulm University, Germany  
Annamalai Senthil Kumar, Vellore Institute of Technology University, India

Xiujun Li, University of Texas at El Paso, USA  
Lanqun Mao, Institute of Chemistry, Chinese Academy of Sciences, China

Maria Marin, University of East Anglia, UK  
Pavel Matousek, Rutherford Appleton Laboratory, UK

Wei Min, Columbia University, USA  
Boris Mizaikoff, University of Ulm, Germany

Prakash Chandra Mondal, Indian Institute of Technology Kanpur, India

Howbeer Muhamadali, University of Liverpool, UK  
Takeaki Ozawa, University of Tokyo, Japan

Ashley Ross, University of Cincinnati, USA  
Muhammad Shiddiky, Griffith University, Australia

Debbie Silvester, Curtin University, Australia  
Steven A. Soper, University of Kansas, USA

Dana Spence, Michigan State University, USA  
Nick Stone, University of Exeter, UK

Evan Williams, University of California, USA  
Chaoyong James Yang, Xiamen University, China

Yilun Ying, Nanjing University, China

## Information for Authors

Full details on how to submit material for publication in Analyst are given in the Instructions for Authors (available from <http://www.rsc.org/authors>). Submissions should be made via the journal's homepage: [rsc.li/analyst](http://rsc.li/analyst)

Authors may reproduce/republish portions of their published contribution without seeking permission from the Royal Society of Chemistry, provided that any such republication is accompanied by an acknowledgement in the form: (Original Citation)–Reproduced by permission of the Royal Society of Chemistry.

This journal is © The Royal Society of Chemistry 2023.

Apart from fair dealing for the purposes of research or private study for non-commercial purposes, or criticism or review, as permitted

under the Copyright, Designs and Patents Act 1988 and the Copyright and Related Rights Regulation 2003, this publication may only be reproduced, stored or transmitted, in any form or by any means, with the prior permission in writing of the Publishers or in the case of reprographic reproduction in accordance with the terms of licences issued by the Copyright Licensing Agency in the UK. US copyright law is applicable to users in the USA.

© The paper used in this publication meets the requirements of ANSI/NISO Z39.48–1992 (Permanence of Paper).

Registered charity number: 207890

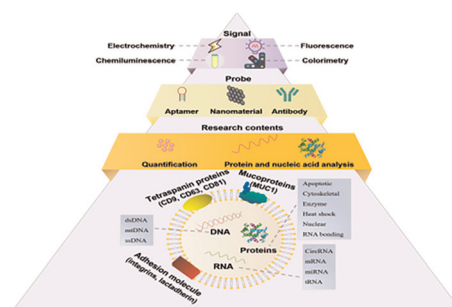


## CRITICAL REVIEWS

4954

## Recent progress in quantitative technologies for the analysis of cancer-related exosome proteins

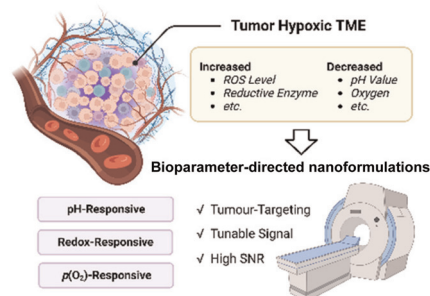
Zhongwen Ma, Huiying Xu\* and Bang-Ce Ye\*



4967

## Bioparameter-directed nanoformulations as MRI CAs enable the specific visualization of hypoxic tumour

Xinyi Lu, Xin Wang, Susu Gao, Ziwei Chen, Ru Bai and Yaling Wang\*

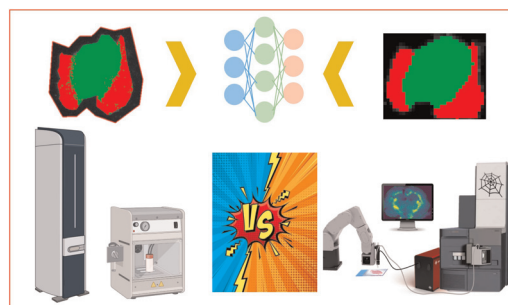


## COMMUNICATION

4982

## Comparing MS imaging of lipids by WALDI and MALDI: two technologies for evaluating a common ground truth in MS imaging

Léa Ledoux, Yanis Zirem, Florence Renaud, Ludovic Duponchel, Michel Salzet, Nina Ogrinc\* and Isabelle Fournier\*

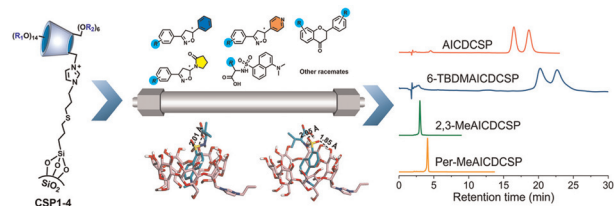


## PAPERS

4987

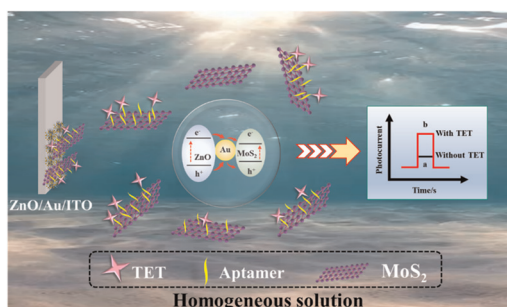
## Investigation of the chiral recognition role of cyclodextrin hydroxyl moieties via high performance liquid chromatography

Yuan Li, Xiaoning Jin, Yin Xiao, Xiaofei Ma\* and Yong Wang\*



## PAPERS

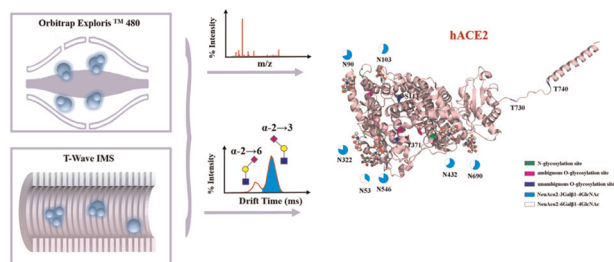
4995



### A photoelectrochemical aptasensor for tetracycline based on the self-assembly of 2D MoS<sub>2</sub> on a 3D ZnO/Au/ITO electrode

Weixin Li, Xinyang Wang, Lifen Chen,\* Fang Luo, Longhua Guo, Cuiying Lin, Jian Wang,\* Bin Qiu and Zhenyu Lin\*

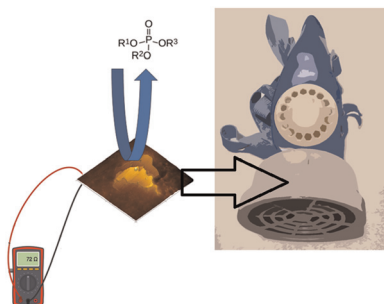
5002



### Elucidation of N-/O-glycosylation and site-specific mapping of sialic acid linkage isomers of SARS-CoV-2 human receptor angiotensin-converting enzyme 2

Liming Wei, Yuning Chen, Xiaoxiao Feng, Jun Yao, Lei Zhang, Xinwen Zhou, Guoquan Yan, Hong Qiu, Chunhe Wang\* and Haojie Lu\*

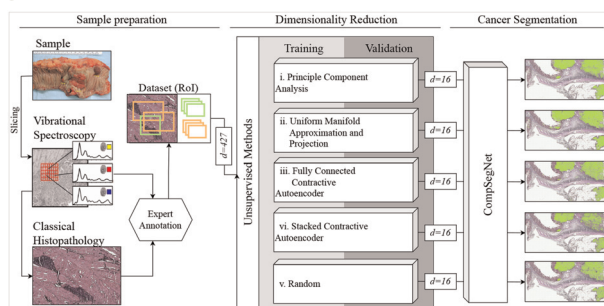
5012



### A smart chitosan-graphite molecular imprinted composite for the effective trapping and sensing of dimethyl methylphosphonate based on changes in resistance

James Disley, Guzmán Gil-Ramírez, Peter Eaton and Jose Gonzalez-Rodriguez\*

5022



### Dimensionality reduction for deep learning in infrared microscopy: a comparative computational survey

Dajana Müller, David Schuhmacher, Stephanie Schörner, Frederik Großerueschkamp, Iris Tischoff, Andrea Tannapfel, Anke Reinacher-Schick, Klaus Gerwert and Axel Mosig\*

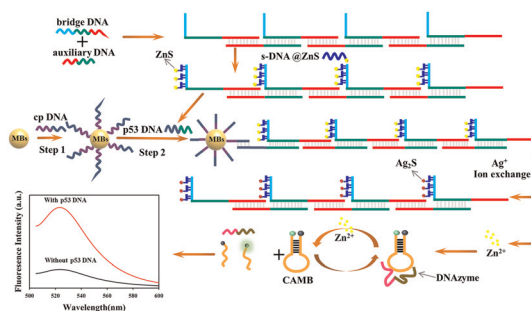


## PAPERS

5033

### A functional nucleic acid-based fluorescence sensing platform based on DNA supersandwich nanowires and cation exchange reaction

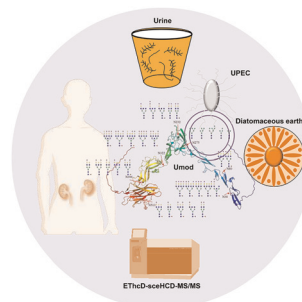
Fu-Peng Wang, Yan Guan, Jia-Wen Liu, Huan Cheng and Rong Hu\*



5041

### Characterization of site-specific *N*-glycosylation signatures of isolated uromodulin from human urine

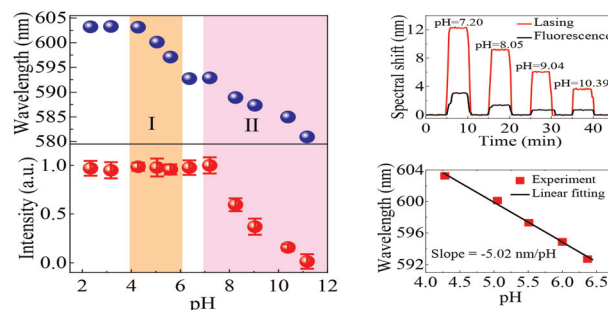
Tianhai Lin, Zhuo Chen, Mengqi Luo, Yang Zhao, Wenjuan Zeng, Shanshan Zheng, Tao Su, Yi Zhong, Shisheng Wang, Youmei Jin, Liqiang Hu, Wanjuan Zhao, Jiaxu Li, Xuanyi Wang, Changwei Wu, Dapeng Li, Fang Liu,\* Guisen Li,\* Hao Yang\* and Yong Zhang\*



5050

### Large dynamic range dual-mode pH sensors via dye-doped ionic liquid fiber optofluidic lasers

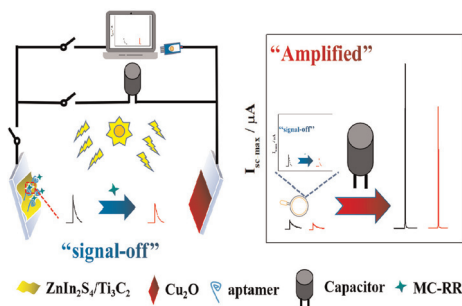
Zhi Li, Dongyang Li, Mengda Zhang, Yingxia Jin, Qingbo Xu, Haiyan Yang, Yuze Sun, Xiaoyun Pu, Liang Li and Yuanxian Zhang\*



5060

### An ultrasensitive photo-driven self-powered aptasensor for microcystin-RR assay based on $\text{ZnIn}_2\text{S}_4/\text{Ti}_3\text{C}_2$ MXenes integrated with a matching capacitor for multiple signal amplification

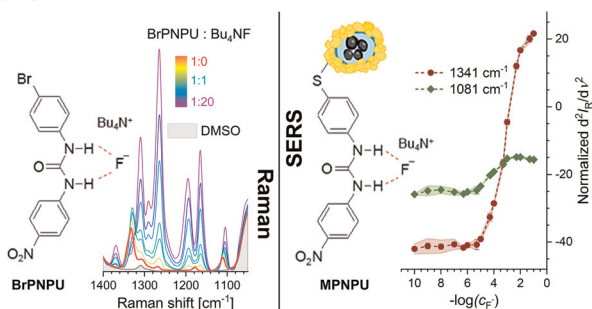
Jun Sun,\* Rongquan Zhu, Xiaojiao Du,\* Bing Zhang, Min Zheng, Xingyu Ji and Long Geng





## PAPERS

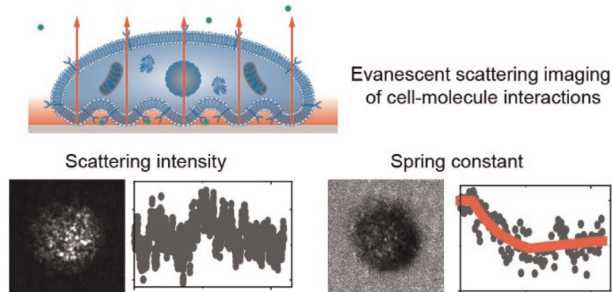
5070



### Gold nanoshells with magnetic cores and a urea-based receptor for SERS sensing of fluoride anions: experimental and computational study

Duong Thuy Bui, Lenka Kubičková, Jarmila Kuličková, Petr Bouř, Jiří Kessler,\* Pavel Řezanka and Ondřej Kaman\*

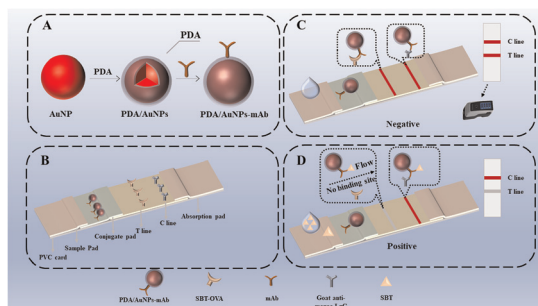
5084



### Label-free analysis of membrane protein binding kinetics and cell adhesions using evanescent scattering microscopy

Jiying Xu, Caixin Huang, Liangju Li, Ying Zhao, Zhenpeng Guo, Yi Chen and Pengfei Zhang\*

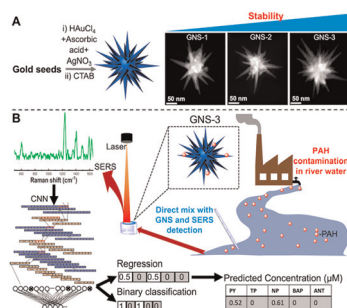
5094



### Highly resistant and sensitive colorimetric immunochromatographic assay for sibutramine (SBT) illegally adulterated into diet food based on PDA/AuNP labelling

Yun Zhao, Sijie Huang, Mengjia Chao, Yulong Wang, Pengyan Liu, Pan Li, Xuechen Fang, Michael N. Routledge, Chifang Peng\* and Cunzheng Zhang\*

5105



### Multiplex SERS detection of polycyclic aromatic hydrocarbon (PAH) pollutants in water samples using gold nanostars and machine learning analysis

Supriya Atta, Joy Qiaoyi Li and Tuan Vo-Dinh\*

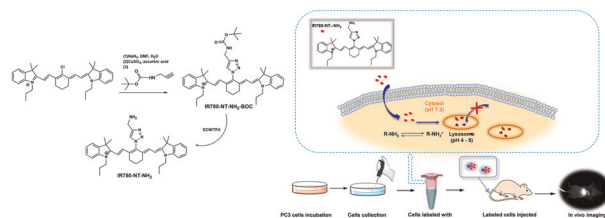


## PAPERS

5117

# A lysosome-targeted triazole near-infrared cyanine fluorescent probe for *in vivo* long-term cell tracking

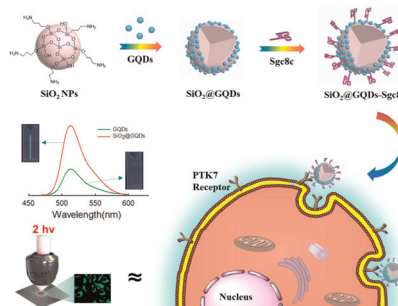
Xianrong Yu, Yu Wu, Wei Tang\* and Xinrui Duan\*



5124

# Aptamer-functionalized two-photon SiO<sub>2</sub>@GQDs hybrid-based signal amplification strategy for targeted cancer imaging

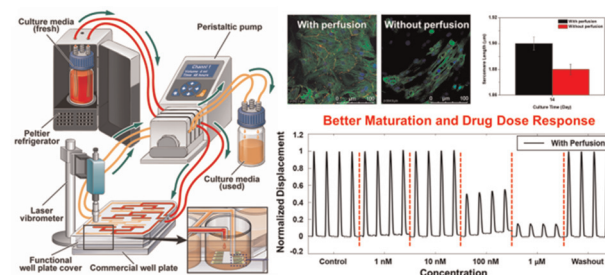
Huijuan Yan,\* Shuo Yang, Mengxue Liu, Ke Bao, Wu Ren, Fei Lin, Yiqiao Gao, Zhenghui Wang, Shuanghui Liu, Jieli Lv and Ying Zhao



5133

# Quantitative assessment of cardiomyocyte mechanobiology through high-throughput cantilever-based functional well plate systems

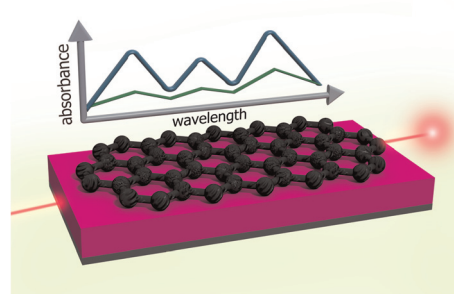
Jongyun Kim, Arunkumar Shanmugasundaram, Dong-Su Kim, Yun-Jin Jeong, Pooja P. Kanade, Eung-Sam Kim, Bong-Kee Lee and Dong-Weon Lee\*



5144

# Graphene-enhanced quantum cascade laser infrared spectroscopy using diamond thin-film waveguides

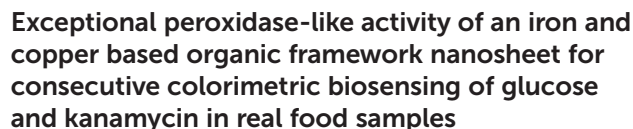
Andrea Teuber, Giada Caniglia, Christine Kranz and Boris Mizaikoff\*





Shiyong Chen, Jie Wang, Zhikun Shang, Yun Ding and  
Aiquo Hu\*

## 5157



Rajakumari Jesuraj, Arunjegan Amalraj,  
Vinoth Kumar Vaidyanathan and  
Panneerselvam Perumal\*

## 5172



Jie Yu, Shuheng Ai, Wenhan Zhang, Chao Wang\* and Pengfei Shi\*

## 5178



Tanmay Vyas, Manashjit Gogoi and Abhijeet Joshi\*

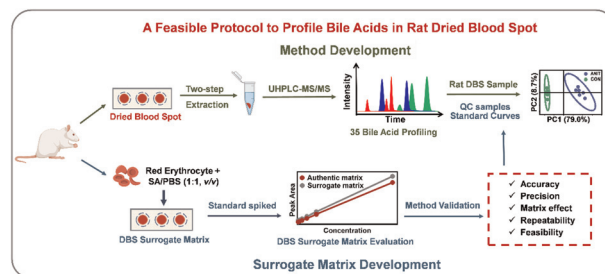


## PAPERS

5190

# A feasible protocol to profile bile acids in dried blood spots from rats using a UHPLC-MS/MS method combining a surrogate matrix

Ziying Ma, Ning Sheng and Jinlan Zhang\*



5203

# Highly sensitive and rapid detection of hypochlorous acid in aqueous media and its bioimaging in live cells and zebrafish using an ESIPT-driven mycophenolic acid-based fluorescent probe

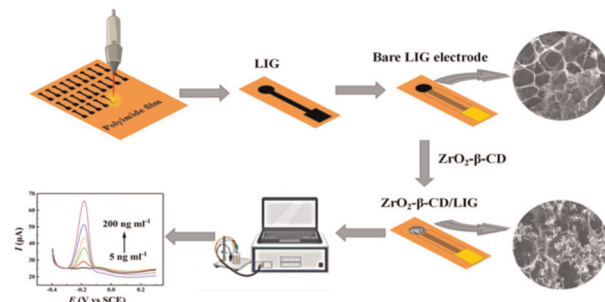
Prasad M. Sonawane, Neha Jain,  
 Arkaprava Roychoudhury, Su Jeong Park,  
 Vikas K. Bhosale, Mahesh B. Halle, Cheol-Hee Kim,\*  
 Satish Balasaheb Nimse\* and David G. Churchill\*



5210

# Effects of additives on the performance of a laser-induced graphene sensor modified with ZrO<sub>2</sub> nanoparticles for OP detection

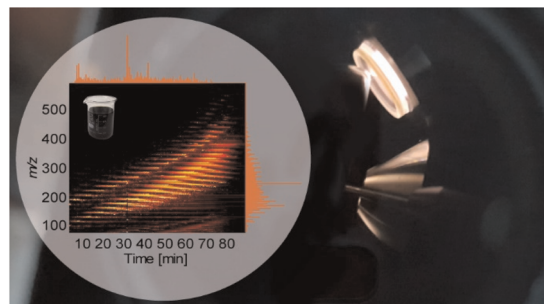
Huiyang Xu, Chuang Guo, Weijian Yuan, Wenna Zhang,  
 Qiu Sun,\* Jianfeng Wu\* and Xuelin Zhang\*



5221

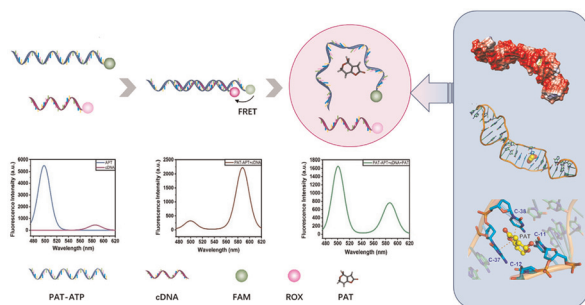
# GC-FTICR mass spectrometry with dopant assisted atmospheric pressure photoionization: application to the characterization of plastic pyrolysis oil

Charlotte Mase, Julien F. Maillard, Marco Piparo,  
 Lukas Friederici, Christopher P. Rüger, Sabrina Marceau,  
 Benoit Paupy, Marie Hubert-Roux, Carlos Afonso\* and  
 Pierre Giusti



## PAPERS

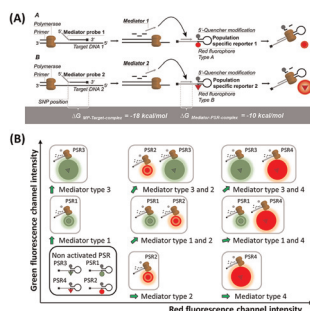
5233



### Rational design of a ratiometric fluorescent aptasensor for patulin in traditional Chinese medicine through the studies of the interaction mechanism between its DNA aptamer and the target molecule

Yumeng Liao, Nan Zhang, Danni Chai, Boshi Liu,\* Jingrong Li, Yuting Fang, Di Zhang, Rui Liu and Zheng Li\*

5243

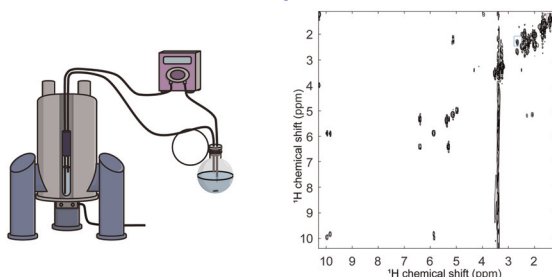


### Reporter emission multiplexing in digital PCRs (REM-dPCRs): direct quantification of multiple target sequences per detection channel by population specific reporters

Silvia Calabrese, Anja M. Markl, Maximilian Neugebauer, Stefanie J. Krauth, Nadine Borst, Felix von Stetten\* and Michael Lehnert

5255


### Broadband flow COSY spectra in less than 90 s!



### Broadband ultrafast 2D NMR spectroscopy for online monitoring in continuous flow

Célia Lhoste, Margherita Bazzoni, Justine Bonnet, Aurélie Bernard, François-Xavier Felpin, Patrick Giraudeau and Jean-Nicolas Dumez\*

5262



### Physicochemical properties of ultrasmall colloidal silver nanoparticles: an experimental and computational approach

Perla Giovanna Fernandes Pacheco, Diego Lourençoni Ferreira, Richard Silveira Pereira and Marcelo Gonçalves Vivas\*

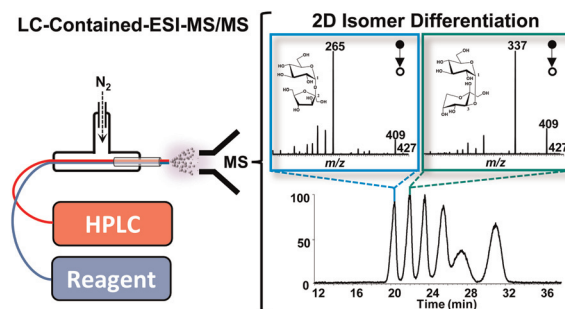


## PAPERS

5270

## Two-dimensional isomer differentiation using liquid chromatography-tandem mass spectrometry with in-source, droplet-based derivatization

Derik R. Heiss, Enoch Amoah and Abraham K. Badu-Tawiah\*



5279

## Plasmonic gold dogbone nanorattles sniff out trace molecules through surface enhanced Raman scattering

Keshav Bhardwaj, Khushal Singh and Amit Jaiswal\*

