



Cite this: *RSC Adv.*, 2017, 7, 40929

Synthesis of triphenylamines *via* ligand-free selective ring-opening of benzoxazoles or benzothiazoles under superparamagnetic nanoparticle catalysis†

Oanh T. K. Nguyen, Long T. Nguyen, Nhu K. Truong, Viet D. Nguyen, Anh T. Nguyen, Nhan T. H. Le, Dung T. Le* and Nam T. S. Phan *

CuFe₂O₄ superparamagnetic nanoparticles were utilized as an effective recyclable heterogeneous catalyst for the synthesis of triphenylamines *via* the ligand-free selective ring-opening reaction of benzoxazoles or benzothiazoles with iodoarenes. The nano CuFe₂O₄ demonstrated noticeably higher catalytic efficiency than a series of homogeneous catalysts and heterogeneous catalysts. It was possible to separate the nano CuFe₂O₄ by using a magnet, and the recovered catalyst was reused many times while its activity could be maintained. To the best of our knowledge, this is the first example of heterogeneous catalysis for the transformation of benzoxazoles, and the transformation of benzothiazoles to triphenylamines has not been previously reported in the literature.

Received 2nd June 2017
Accepted 8th August 2017

DOI: 10.1039/c7ra06168d

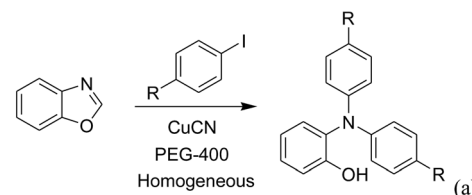
rsc.li/rsc-advances

1. Introduction

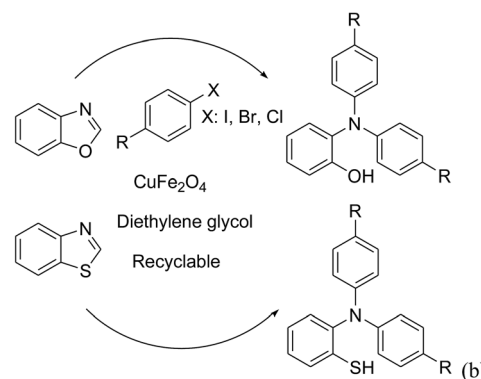
Triphenylamines and their derivatives represent a notable family of aromatic compounds that provides a broad range of practical applications in pharmaceuticals, agrochemicals, dye-sensitized solar cells, fluorescence sensors, photoelectrochemical sensors, and photofunctional polymers.^{1–5} These skeletons are conventionally generated by utilizing Ullmann-type coupling reactions.^{6–9} Several efforts have been devoted to improve the formation of triphenylamines, thanks to their splendid contribution to many fields. Safaei-Ghomi *et al.* previously described a CuI-catalyzed synthesis of triphenylamines *via* the coupling of anilines with iodobenzenes in the presence of 1,10-phenanthroline as ligand.¹⁰ Shaikh *et al.* expressed the production of triphenylamine derivatives by using a Pd₂(dba)₃-catalyzed C–N bond forming amination protocol.¹¹ Nevertheless, efficient routes towards the synthesis of these structures still remain challenging. Recently, Kim *et al.* demonstrated for the first time a CuCN-catalyzed selective ring-opening of benzoxazoles with iodoarenes to generate triphenylamines in pivalonitrile as solvent and triphenylphosphine as ligand.¹² He *et al.* subsequently modified the method by performing the reaction in polyethylene glycol under ligand-free conditions (Scheme 1a).¹³ Indeed, reports on this transformation has been very

limited in the literature. Although interesting results were achieved, the homogeneous copper catalyst could not be recycled and reused. To develop more environmentally benign approaches, the synthesis of triphenylamines should be conducted with solid catalysts.

Previous work [13]:



Our work:



Scheme 1

Faculty of Chemical Engineering, HCMC University of Technology, VNU-HCM, 268 Ly Thuong Kiet, District 10, Ho Chi Minh City, Vietnam. E-mail: tdung@hcmut.edu.vn; ptsnam@hcmut.edu.vn; Fax: +84 8 38637504; Tel: +84 8 38647256 ext. 5681

† Electronic supplementary information (ESI) available. See DOI: 10.1039/c7ra06168d



The last decade has witnessed an tremendous breakthrough in “nanocatalysis”.^{14–17} Active nanoparticles have attracted considerable attention as they could shorten the gap between heterogeneous and homogeneous catalysts.^{18–20} At nanometer dimension, the external surface of the catalyst could be maximized, making most of active sites accessible to reactants, and therefore catalytic activity would be extraordinarily improved.^{21–23} Nevertheless, the separation and reusing of the nanoparticles still remains really bothersome, and the issue should be worked out.²⁴ Superparamagnetic nanoparticles could incorporate benefits of high catalytic activity with straightforward isolation *via* magnetic separation approaches.^{25,26} Certainly, unfunctionalized superparamagnetic nanoparticles have recently explored as productive heterogeneous catalysts for the synthesis of oxindoles and their derivatives,²⁷ the borylation of aryl iodides or β -bromostyrenes to produce arylboronates,²⁸ the synthesis of vinylboronates *via* regioselective hydroboration of internal as well as terminal alkynes,²⁹ the one-pot multicomponent preparation of quinolinones,³⁰ the photocatalytic degradation of organic pollutants,³¹ the transamidation,³² the synthesis of tetrahydropyridines and pyrrole derivatives,³³ the synthesis of 2,4,5-trisubstituted imidazoles,³⁴ the synthesis of azoles,^{35,36} the oxidation of alcohols to aldehydes,³⁷ and synthesis of phenols.³⁸ Herein, we would like to present the synthesis of triphenylamines *via* ligand-free selective ring-opening of benzoxazoles or benzothiazoles with aryl halides under CuFe_2O_4 superparamagnetic nanoparticle catalysis (Scheme 1b). To our best knowledge, this is the first heterogeneous catalysis for the transformation of benzoxazoles, and the transformation of benzothiazoles to triphenylamines was not previously reported. Moreover, using aryl bromides and aryl chlorides for this reaction was not previously mentioned in the literature.

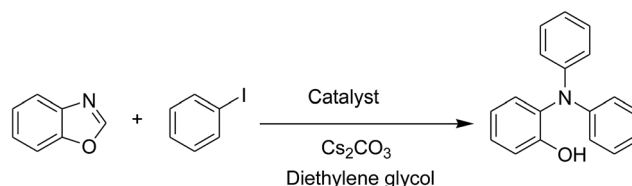
2. Experimental

CuFe_2O_4 superparamagnetic nanoparticles were supplied by Sigma-Aldrich. The nanoparticles was consequently characterized by utilizing several analysis approaches (see Fig. S1–S6 in ESI†). In an exemplary experiment, a mixture of benzoxazole (0.0357 g, 0.3 mmol), iodobenzene (0.1836 g, 0.9 mmol), Cs_2CO_3 (0.2443 g, 0.75 mmol) and diphenyl ether (0.0511 g, 0.3 mmol) as an internal standard in diethylene glycol (2 ml) was added into an 8 ml screw cap vial containing the catalyst. The catalyst quantity was determined with regard to the copper/benzoxazole mole fraction. The reaction mixture was stirred at 120 °C for 2 h under an argon atmosphere. Samples were withdrawn, and quenched with water (1 ml). Organic constituents were extracted into ethyl acetate (4 ml), shaken with anhydrous Na_2SO_4 to remove any water residue, and analyzed by GC concerning diphenyl ether. The major product, 2-(diphenylamino)phenol, was purified on silica gel by column chromatography (petroleum ether: ethylacetate = 15 : 1, v/v). The product identity was additionally authenticated by GC-MS, ^1H NMR, and ^{13}C NMR. For the catalyst reusing investigation, ethanol was added to reduce the viscosity of the mixture, and the superparamagnetic nanoparticles were subsequently isolated by decantation using

a permanent magnet. The recovered catalyst was washed thoroughly with water, ethanol, ethyl acetate, and ether, subsequently heated at 150 °C under vacuum on a Shlenk line for 6 h, and then reutilized for new catalytic transformation.

3. Results and discussion

A series of solid catalysts were screened for the ring-opening reaction of benzoxazole with iodobenzene to generate 2-(diphenylamino)phenol as the major product (Scheme 2), including nano CuFe_2O_4 , nano NiFe_2O_4 , nano CoFe_2O_4 , nano Fe_2O_3 , and a number of metal–organic frameworks including $\text{Cu}(\text{BDC})$, $\text{Cu}(\text{OBA})$, MOF-199, $\text{Cu}_2(\text{BDC})_2(\text{DABCO})$, $\text{Cu}_2(\text{BPDC})_2(\text{BPY})$, Co-ZIF-67, $\text{Ni}_2(\text{BDC})_2(\text{DABCO})$, and MIL-101. Following this approach, triphenylamines could be formed from benzoxazoles as alternative starting materials to anilines under heterogeneous catalysis conditions. The reaction was conducted in diethylene glycol at 120 °C under argon for 2 h, employing 2.5 equivalents of Cs_2CO_3 , in the presence of 10 mol% catalyst, with 3 equivalents of iodobenzene, at benzoxazole concentration of 0.15 M. Nano NiFe_2O_4 , nano CoFe_2O_4 , and nano Fe_2O_3 were found to be totally inactive for this transformation, with no trace amount of 2-(diphenylamino)phenol being recorded after 2 h. Cu-MOFs offered reasonable catalytic activity, while cobalt-, nickel-, and iron-based MOFs were not appropriate for the ring-opening reaction. Among these catalysts, the CuFe_2O_4 superparamagnetic nanoparticles



Scheme 2 The ring-opening reaction of benzoxazole with iodobenzene to generate 2-(diphenylamino)phenol.

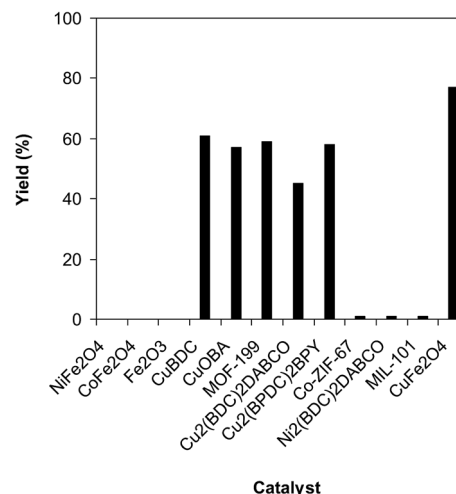


Fig. 1 Screening solid catalysts for the ring-opening reaction.



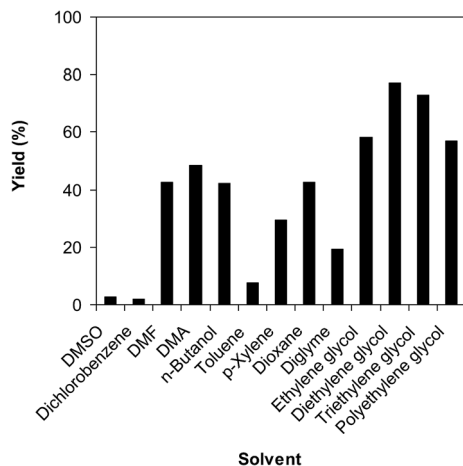


Fig. 2 Yields of 2-(diphenylamino)phenol vs. solvent.

exhibited the best performance, affording the desired product in 77% yield after 2 h (Fig. 1). It was therefore decided to employ the nano CuFe_2O_4 as catalyst for the synthesis of triphenylamines *via* the ring-opening reaction.

Kim,¹² He¹³ *et al.* previously pointed out that the solvent displayed a notable impact on the generation of the amine. We then conducted the transformation in a variety of solvents at 120 °C under argon for 2 h, employing 2.5 equivalents of Cs_2CO_3 , in the presence of 10 mol% catalyst, with 3 equivalents of iodobenzene, at benzoxazole concentration of 0.15 M. It was noted that DMSO, toluene, dichlorobenzene, and diglyme should not be used for the reaction. DMF, *n*-butanol, and dioxane offered better performance, affording 2-(diphenylamino)phenol in 42% yield after 2 h. Performing the reaction in DMA, 48% yield of the triphenylamine was obtained after 2 h. He *et al.* previously reported that this transformation using CuCN catalyst proceeded readily in polyethylene glycol.¹³ However, in this work, it was observed that only 57% yield of the triphenylamine was generated in polyethylene glycol after 2 h. Ethylene glycol as solvent led to the formation of 2-(diphenylamino)phenol in 58% yield after 2 h. Interestingly, this value

could be amended considerably to 77% after 2 h for the case of diethylene glycol. However, conducting the reaction in triethylene glycol caused a deterioration in the yield of the expected product (Fig. 2). This could be explicated based on the high viscosity of longer polyols, resulting in difficulty for the dispersion of the solid catalyst in the reaction mixture.

It was previously reported that a base was required for the ring-opening reaction of benzazoles.³⁹ The influence of base on the reaction of benzoxazole with iodobenzene to generate 2-(diphenylamino)phenol was then explored. The reaction was performed in diethylene glycol at 120 °C under argon for 2 h, employing 2.5 equivalents of base, in the presence of 10 mol% catalyst, with 3 equivalents of iodobenzene, at benzoxazole concentration of 0.15 M. Experimental data revealed that many carbonates as base could initiate the formation of the triphenylamine. However, Li_2CO_3 and Na_2CO_3 offered low reactivity, affording the desired product in 2% and 19% after 2 h. The yield could be boosted to 66% for the case of K_2CO_3 . Among various bases, Cs_2CO_3 expressed the best functioning, with 77% yield of the triphenylamine being recorded after 2 h. The reaction utilizing $t\text{BuOK}$ as base could also provide 60% yield after 2 h. K_3PO_4 , KHCO_3 , and NaHCO_3 were not the base of choice for this reaction, producing the triphenylamine in 29%, 22%, and 20% yields, respectively, after 2 h. Organic bases such as pyridine, morpholine, piperidine, DABCO, and DBU were not suitable for this reaction (Fig. 3). The quantity of base also expressed a notable impact on the generation of the triphenylamine. The reaction could not proceed in the absence of the base, with the product being recorded in trace amount after 2 h. The presence of Cs_2CO_3 in the reaction mixture considerably accelerated the conversion. However, utilizing more than 2.5 equivalents of the base was inessential as the yield of 2-(diphenylamino)phenol was not ameliorated remarkably (Fig. 4).

As the ring-opening reaction of benzoxazole with iodobenzene to generate 2-(diphenylamino)phenol was conducted in solution phase, the rate of the transformation could be immensely altered by the reactant concentration as a consequence of the mass transfer issue. It was consequently determined to probe the influence of benzoxazole concentration on the yield of 2-(diphenylamino)phenol. The reaction was implemented in diethylene glycol at 120 °C under argon for 2 h,

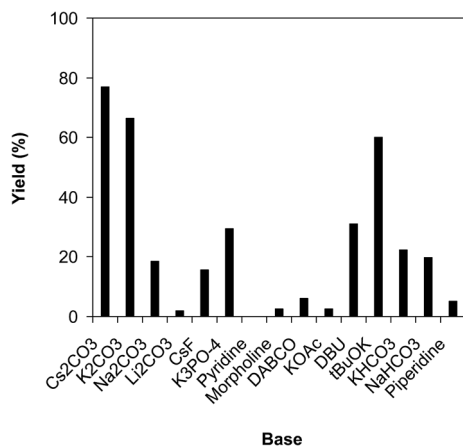


Fig. 3 Yields of 2-(diphenylamino)phenol vs. base.

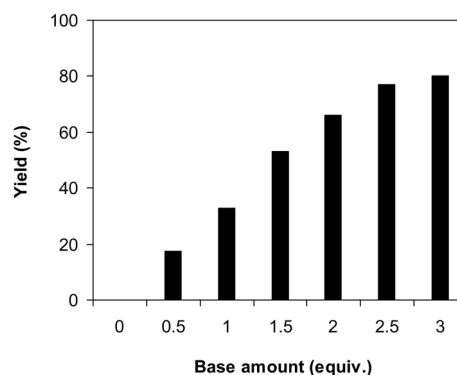


Fig. 4 Yields of 2-(diphenylamino)phenol vs. base amount.



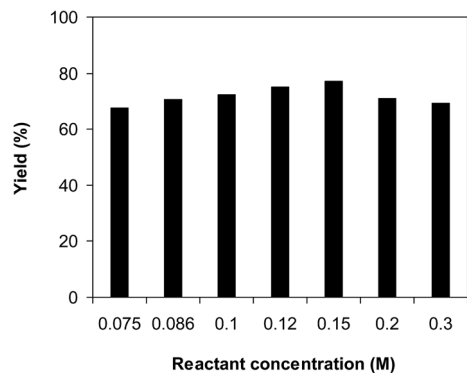


Fig. 5 Yields of 2-(diphenylamino)phenol vs. benzoxazole concentration.

employing 2.5 equivalents of Cs_2CO_3 , in the presence of 10 mol% catalyst, with 3 equivalents of iodobenzene, at various benzoxazole concentrations. It was noted that the reaction yield could be amended by changing the concentration of benzoxazole. Extending the concentration from 0.075 M to 0.15 M, the yield of 2-(diphenylamino)phenol was elevated from 68% to 77% after 2 h. However, increasing the amount of benzoxazole in the reaction mixture caused a drop in the yield of the triphenylamine (Fig. 5). Furthermore, experimental results disclosed that the reactant molar ratio also displayed an impact on the transformation. The reaction utilizing 1 equivalent of iodobenzene produced the expected product in 59% yield after 2 h. This value was boosted to 75% for the reaction with 2 equivalents of benzoxazole. Employing more benzoxazole for the reaction did not amend the yield substantially. It was also noted that utilizing a large excess amount of benzoxazole led to considerable low yield of 2-(diphenylamino)phenol (Fig. 6). Moreover, 2-(phenylamino)phenol, the diphenylamine product, was produced noticeably in the presence of excess benzoxazole.

Another feature that must be scrutinized for the ring-opening reaction of benzoxazole with iodobenzene to generate 2-(diphenylamino)phenol is the required catalyst quantity. In the first demonstration of this transformation in pivalonitrile as solvent and triphenylphosphine as ligand, Kim *et al.* employed 10 mol% CuCN catalyst.¹² He *et al.* subsequently performed the

reaction in polyethylene glycol under ligand-free conditions at 10 mol% CuCN catalyst.¹³ We then probed the influence of catalyst quantity on the generation of the triphenylamine. The reaction was conducted in diethylene glycol at 120 °C under argon for 2 h, employing 2.5 equivalents of base, with 2 equivalents of iodobenzene, at benzoxazole concentration of 0.15 M, in the presence of different catalyst amounts. The reaction could not progress to produce the triphenylamine, with no trace quantity of 2-(diphenylamino)phenol being noted after 2 h. This observation supported the requirement of the catalyst for the conversion. Utilizing 2 mol% catalyst, the yield of the desired product was considerably improved to 53% after 2 h. As expected, increasing the catalyst quantity facilitated the production of the triphenylamine *via* the ring-opening transformation. Expanding the catalyst amount to 4 mol% resulted in 61% yield being probed after 2 h. The reaction yield could be upgraded to 65% after 2 h in the presence of 6 mol% catalyst. Raising the catalyst concentration to 8 mol% offered 68% yield after 2 h. As noted earlier, the reaction employing 10 mol% catalyst could progress to 75% yield after 2 h. Boosting the catalyst amount to more than 10 mol% was noticed to be superfluous as the yield of the triphenylamine was not intensified exceptionally (Fig. 7).

With these data on hand, we subsequently tried to improve the yield of 2-(diphenylamino)phenol by boosting the reaction temperature. He *et al.* previously conducted the reaction in polyethylene glycol with CuCN catalyst under ligand-free condition at 130 °C for 18 h.¹³ In the first demonstration of this reaction with CuCN catalyst in pivalonitrile as solvent and triphenylphosphine as ligand, Kim *et al.* achieved high yields of triphenylamines at 120 °C after 24 h.¹² The reaction was implemented in diethylene glycol under argon at benzoxazole concentration of 0.15 M for 2 h, employing 2.5 equivalents of Cs_2CO_3 , in the presence of 10 mol% catalyst, with 2 equivalents of iodobenzene, at 110 °C, 120 °C, 130 °C, 140 °C, and 150 °C, respectively. As mentioned earlier, the reaction carried out at 120 °C provided 2-(diphenylamino)phenol with 75% yield after 2 h. Expanding the reaction time to 5 h at 120 °C did not intensify the yield of the triphenylamine significantly. Decreasing the temperature to 110 °C caused a drop in the yield of the triphenylamine. It was noticed that higher yields were achieved when the transformation was conducted at higher

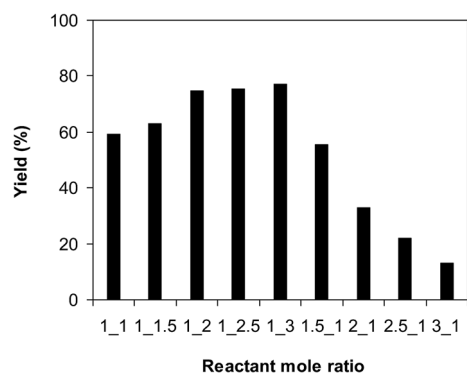


Fig. 6 Yields of 2-(diphenylamino)phenol vs. reactant molar ratios.

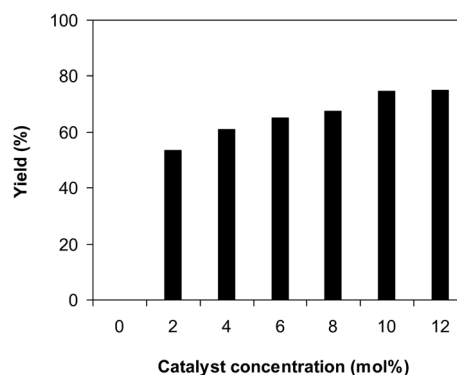


Fig. 7 Yields of 2-(diphenylamino)phenol vs. catalyst concentration.



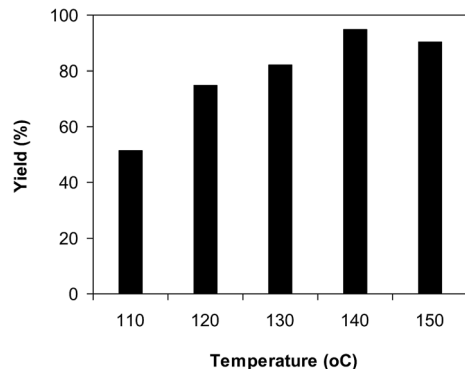


Fig. 8 Yields of 2-(diphenylamino)phenol vs. temperature.

temperature. Indeed, boosting the temperature to 130 °C led to a considerable improvement, with 82% yield of the desired product being recorded after 2 h. This value could be enhanced to 95% when the reaction was conducted at 140 °C. Extending the reaction temperature to 150 °C was noticed to be worthless, as the yield of 2-(diphenylamino)phenol was not upgraded considerably (Fig. 8).

Since the ring-opening reaction of benzoxazole with iodobenzene to generate 2-(diphenylamino)phenol was performed in solution phase, it is vital to carry out the leaching test. In several examples, the reaction might progress under partly homogeneous catalysis owing to the fact that some active sites were dissolved into the reaction solvent. In order to work out if homogeneous catalysis donated to the yield of 2-(diphenylamino)phenol in this transformation, a control experiment was consequently conducted. The reaction was performed in diethylene glycol at 140 °C under argon for 2 h, employing 2.5 equivalents of Cs_2CO_3 , with 2 equivalents of iodobenzene, at benzoxazole concentration of 0.15 M, in the presence of 10 mol% catalyst. After the experiment, ethyl acetate was added to reduce the viscosity of the reaction mixture, and the CuFe_2O_4 superparamagnetic nanoparticles were isolated by magnetic decantation. The liquid phase was transferred to a new flask, and ethyl acetate was removed under vacuum, leaving the diethylene glycol solution. Fresh reagents were subsequently

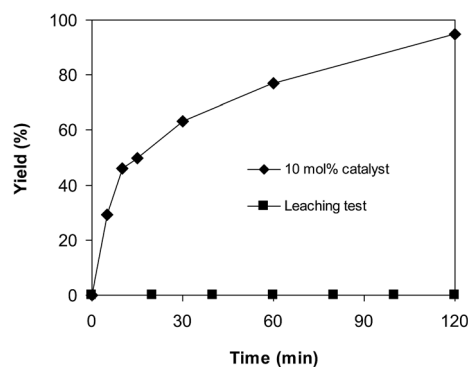


Fig. 9 Leaching assessment verified that 2-(diphenylamino)phenol was not generated in the absence of CuFe_2O_4 superparamagnetic nanoparticles.

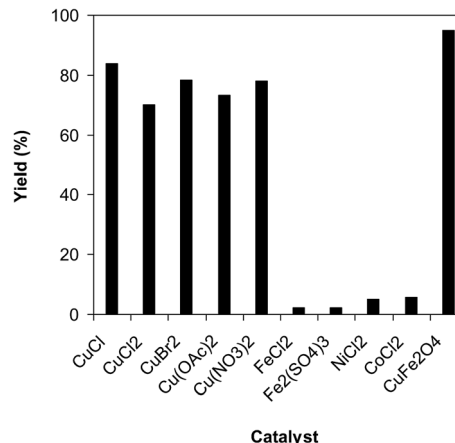


Fig. 10 Yields of 2-(diphenylamino)phenol vs. homogeneous catalyst.

added to this solution, and the mixture was heated with magnetic stirring at 140 °C under argon for 2 h, with samples being taken during the experiment. It was noticed that no more 2-(diphenylamino)phenol was produced in the absence of the catalyst (Fig. 9). These observations verified that the ring-opening of benzoxazole with iodobenzene to generate 2-(diphenylamino)phenol could only progress in the presence of the solid CuFe_2O_4 superparamagnetic nanoparticles.

To spotlight the superiority of utilizing the CuFe_2O_4 superparamagnetic nanoparticles for the ring-opening reaction of benzoxazole with iodobenzene to generate 2-(diphenylamino)phenol, the activity of this catalyst was compared with many popular homogeneous catalysts such as CuCl , CuCl_2 , CuBr_2 , Cu(OAc)_2 , $\text{Cu(NO}_3)_2$, FeCl_2 , $\text{Fe}_2(\text{SO}_4)_3$, NiCl_2 , and CoCl_2 . The reaction was carried out in diethylene glycol at 140 °C under argon for 2 h, employing 2.5 equivalents of Cs_2CO_3 , with 2 equivalents of iodobenzene, at benzoxazole concentration of 0.15 M, in the presence of 10 mol% catalyst. Experimental data showed that FeCl_2 , $\text{Fe}_2(\text{SO}_4)_3$, NiCl_2 , and CoCl_2 were almost inactive for this transformation, with less than 5% yield of 2-

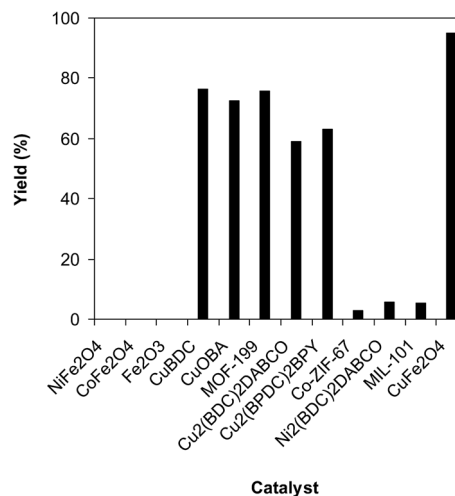
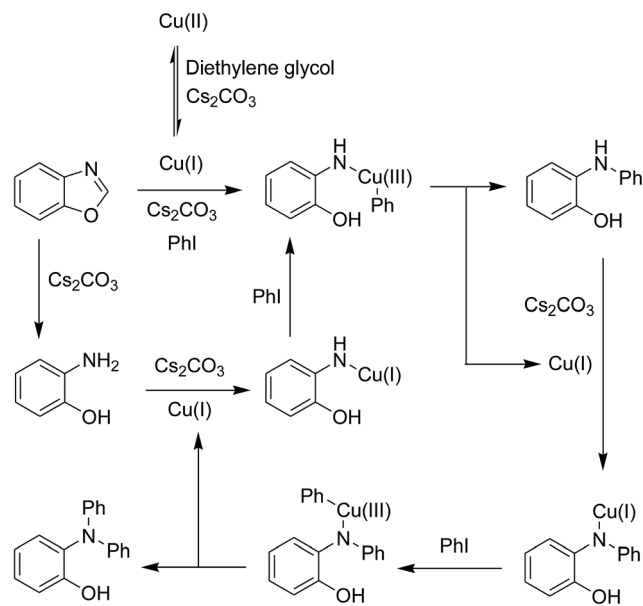


Fig. 11 Yields of 2-(diphenylamino)phenol vs. heterogeneous catalyst.





Scheme 3 Plausible pathway for the transformation.

(diphenylamino)phenol being recorded after 2 h. Several common copper salts expressed high catalytic activity for the generation of 2-(diphenylamino)phenol *via* the ring-opening reaction. The reaction utilizing CuCl catalyst progressed to 84% yield after 2 h, while 70% yield was observed for that using CuCl₂ catalyst. This value could be upgraded to 78% in the presence of CuBr₂ catalyst. Similarly, the Cu(NO₃)₂-catalyzed ring-opening reaction of benzoxazole with iodobenzene afforded 78% yield of 2-(diphenylamino)phenol after 2 h. Cu(OAc)₂ emerged to be less active for the transformation than Cu(NO₃)₂, though 73% yield of the expected product was detected after 2 h (Fig. 10). It should be noted that the reaction utilizing CuFe₂O₄ superparamagnetic nanoparticles as catalyst proceeded to 95% yield after 2 h. Once again, under the optimized reaction conditions, the CuFe₂O₄ superparamagnetic nanoparticles offered better performance than other solid catalysts, with 95% yield of 2-(diphenylamino)phenol being recorded after 2 h (Fig. 11).

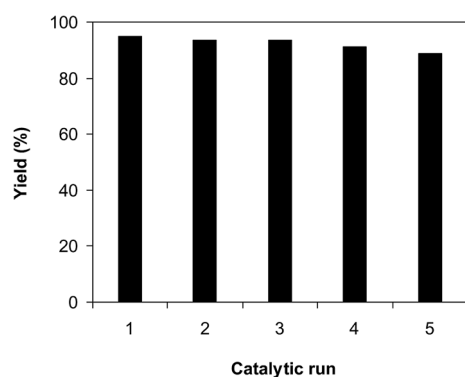


Fig. 12 Catalyst reutilizing investigation.

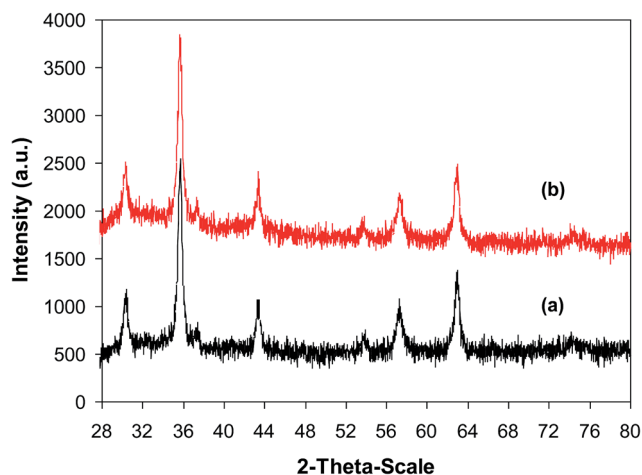


Fig. 13 XRD results of the fresh (a) and reutilized (b) catalyst.

As previously mentioned, the ring-opening reaction proceeded readily in the presence of several copper salts as catalyst. However, replacing these copper-based catalysts by iron salts, less than 5% yield of 2-(diphenylamino)phenol was detected. Moving to heterogeneous catalysts, nano Fe₂O₃, nano CoFe₂O₄, nano NiFe₂O₄, and Fe-MOFs exhibited no activity for the transformation, while the reaction using nano CuFe₂O₄ afforded 95% yield. These data would verify that copper species on the nano CuFe₂O₄ were active for the ring-opening reaction. To receive perception into the pathway of the reaction between benzoxazole and iodobenzene to generate 2-(diphenylamino)phenol, some control experiments were then performed. In the first experiment, benzoxazole was heated with 2.5 equivalents of Cs₂CO₃ in diethylene glycol at 140 °C under argon for 2 h, in the presence of 10 mol% catalyst. It was noted that 95% of benzoxazole was converted to 2-aminophenol under these conditions. After that, 2 equivalents of iodobenzene were added, and the reaction mixture was heated at 140 °C under argon for additional 2 h. The experiment afforded 39% yield of 2-(diphenylamino)phenol. In the second experiment, the reaction




Fig. 14 TEM micrograph of the reutilized catalyst.



Table 1 Synthesis of different triphenylamines *via* ligand-free selective ring-opening reaction utilizing CuFe₂O₄ catalyst

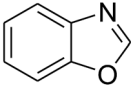
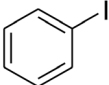
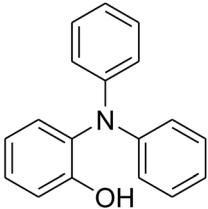
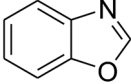
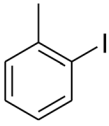
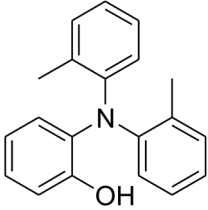
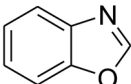
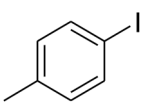
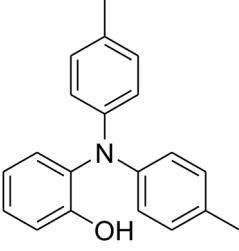
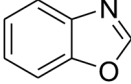
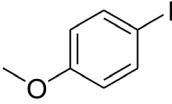
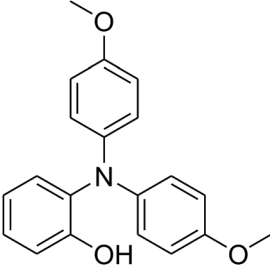
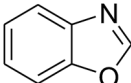
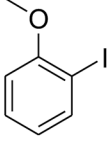
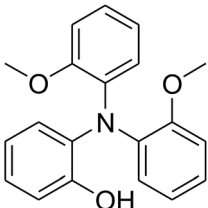
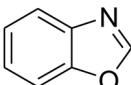
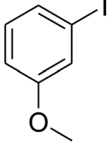
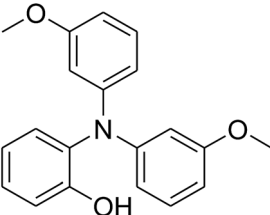
Entry	Reactant 1	Reactant 2	Products	Isolated yield (%)
1				92
2				87
3				91
4				65 ^a
5				63 ^a
6				68



Table 1 (Contd.)

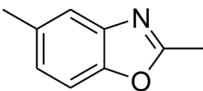
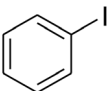
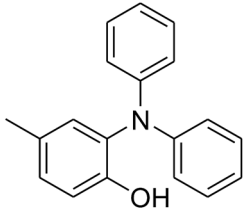
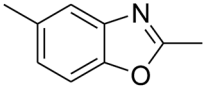
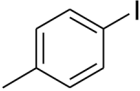
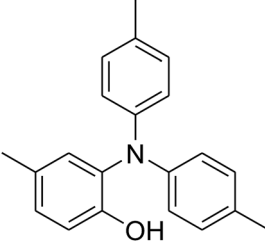
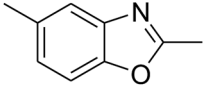
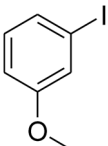
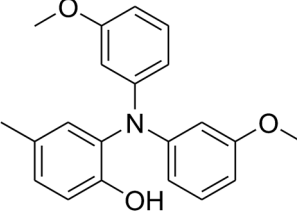
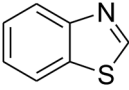
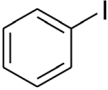
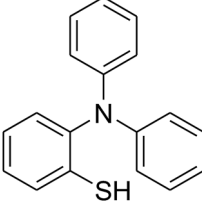
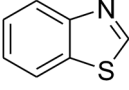
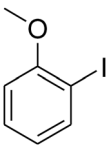
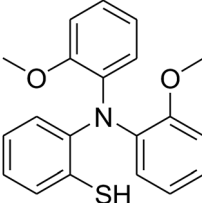
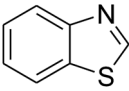
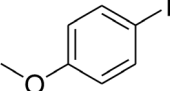
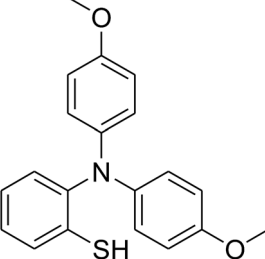
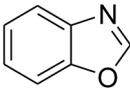
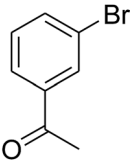
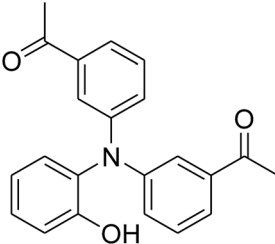
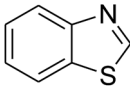
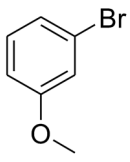
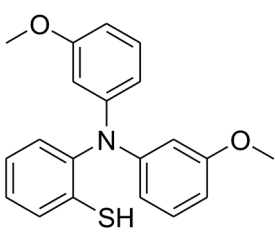
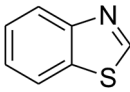
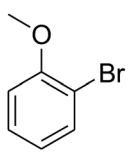
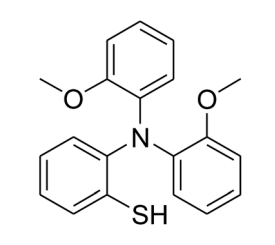
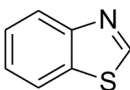
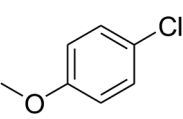
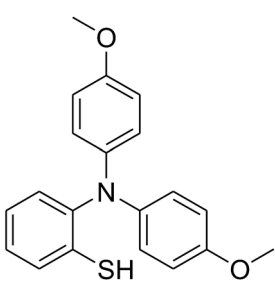
Entry	Reactant 1	Reactant 2	Products	Isolated yield (%)
7				86
8				88
9				72
10				79 ^a
11				85 ^a
12				84 ^a



Table 1 (Contd.)

Entry	Reactant 1	Reactant 2	Products	Isolated yield (%)
13				58 ^a
14				68 ^a
15				77 ^a
16				61 ^a

^a The reaction was carried out for 16 h.

between 2-aminophenol and iodobenzene was conducted under similar conditions. Interestingly, 41% yield of 2-(diphenylamino)phenol was recorded for this transformation. These data suggested that the nano CuFe_2O_4 -catalyzed reaction between benzoxazole and iodobenzene to generate 2-(diphenylamino)phenol would proceed *via* both pathways: (1) the ring-opening of benzoxazole to form 2-aminophenol, following by Ullmann-type coupling with iodobenzene, and (2) concerted ring-opening of benzoxazole/Ullmann-type coupling in one step (Scheme 3). However, further studies would be necessary to elucidate the mechanism of this transformation.

As previously mentioned, the CuFe_2O_4 superparamagnetic nanoparticles displayed better catalytic efficiency than a series of homogeneous and heterogeneous catalysts. To spotlight the superiority of utilizing these nanoparticles as catalyst for the

ring-opening reaction of benzoxazole with iodobenzene to generate 2-(diphenylamino)phenol, the straightforwardness of catalyst recycling was then studied. The superparamagnetic nanoparticles were consequently investigated for reusability for the transformation over 5 consecutive runs. The reaction was conducted in diethylene glycol at 140 °C under argon for 2 h, employing 2.5 equivalents of Cs_2CO_3 , with 2 equivalents of iodobenzene, at benzoxazole concentration of 0.15 M, in the presence of 10 mol% catalyst. After the first run, ethanol was added to reduce the viscosity of the mixture, and the catalyst was subsequently isolated by decantation utilizing a permanent magnet. The recovered catalyst was washed thoroughly with water, ethanol, ethyl acetate, and ether to eliminate any physisorbed compounds, and then heated at 150 °C under vacuum on a Shlenk line for 6 h. New catalytic transformation was



afterwards conducted utilizing the recovered catalyst. Experimental data revealed that it was possible to reutilize the catalyst for the ring-opening reaction of benzoxazole with iodobenzene without a remarkable decline in catalytic activity. Certainly, 89% yield of 2-(diphenylamino)phenol was still obtained in the 5th run (Fig. 12). In addition, XRD analysis of the recovered CuFe_2O_4 superparamagnetic nanoparticles displayed that the catalyst structure was preserved during the course of the experiment (Fig. 13). TEM (Fig. 14) micrograph of the recovered catalyst indicated that the particles were still in nanosize range, though a slight agglomeration was recorded. Elemental analysis with AAS verified that the Cu : Fe molar ratio in the recovered catalyst was approximately 1 : 2, corresponding to CuFe_2O_4 structure.

The research scope was afterwards expanded to the synthesis of different triphenylamines *via* ligand-free selective ring-opening reaction utilizing the CuFe_2O_4 catalyst (Table 1). The reaction was performed in diethylene glycol at 140 °C under argon for 2 h, employing 2.5 equivalents of Cs_2CO_3 , with 2 equivalents of iodobenzene, at benzoxazole concentration of 0.15 M, in the presence of 10 mol% catalyst. After the experiment, triphenylamines were purified by column chromatography utilizing silica gel. Following this procedure, 2-(diphenylamino)phenol was achieved in 92% isolated yield *via* the ring-opening reaction of benzoxazole with iodobenzene (Entry 1). Moreover, to demonstrate the potential of industrial application, a gram-scale reaction was conducted with 0.71 g of benzoxazole and 3.67 g of iodobenzene. Under optimized reaction conditions, 1.36 g of 2-(diphenylamino)phenol was obtained, affording 87% isolated yield. Iodoarenes bearing a substituent were noticed to be less reactive in the reaction with benzoxazole. The ring-opening of benzoxazole with 1-iodo-2-methylbenzene progressed to 87% yield of 2-(dip-tolylamino)phenol (Entry 2), while 91% of 2-(dip-tolylamino)phenol yield was obtained for the case of 1-iodo-4-methylbenzene (Entry 3). 1-Iodo-4-methoxybenzene exhibited lower reactivity than 1-iodo-4-methylbenzene, though 65% yield of 2-(bis(4-methoxyphenyl)amino)phenol (Entry 4) was still obtained. Similarly, 2-(bis(2-methoxyphenyl)amino)phenol (Entry 5) was produced in 63% yield, while 68% yield of 2-(bis(3-methoxyphenyl)amino)phenol (Entry 6) was achieved *via* the reaction between benzoxazole and 1-iodo-3-methoxybenzene. 2,5-Dimethylbenzo[d]oxazole was also reactive towards this transformation, producing 2-(diphenylamino)-4-methylphenol (Entry 7), 2-(dip-tolylamino)-4-methylphenol (Entry 8), and 2-(bis(3-methoxyphenyl)amino)-4-methylphenol (Entry 9) in 86%, 88%, and 72% yields, respectively.

Inspired by these results, we then investigated the ring-opening reaction of benzothiazole with iodobenzene in the presence of the CuFe_2O_4 catalyst. Indeed, the conversion of benzothiazole to corresponding triphenylamines was not previously reported in the literature. It was noticed that benzothiazole was less reactive than benzoxazole, and the reaction time had to be extended to 16 h. The reaction between benzothiazole and iodobenzene produced 2-(diphenylamino)benzenethiol in 79% yield (Entry 10). Similarly, 2-(bis(2-methoxyphenyl)amino)benzenethiol (Entry 11) was generated in 85% yield, while 2-(bis(4-methoxyphenyl)amino)

benzenethiol (Entry 12) was formed in 84% yield. The research scope was also expanded to the ring-opening reaction using aryl bromides and aryl chlorides. Certainly, these halides were not previously employed for this transformation. Aryl bromides were found to be reactive towards the ring-opening transformation. Utilizing the CuFe_2O_4 catalyst, 1,1'-(3,3'-(2-hydroxyphenylazanediyl)bis(3,1-phenylene))diethanone (Entry 13) was formed in 58% yield from the reaction of benzoxazole and 1-(3-bromophenyl)ethanone. Similarly, the reaction between benzothiazole and 1-bromo-3-methoxybenzene produced 2-(bis(3-methoxyphenyl)amino)benzenethiol (Entry 14) in 68% yield, while 77% yield of 2-(bis(2-methoxyphenyl)amino)benzenethiol (Entry 15) was achieved for the case of 1-bromo-2-methoxybenzene. Interestingly, 1-chloro-4-methoxybenzene was reactive towards the reaction, forming 2-(bis(4-methoxyphenyl)amino)benzenethiol (Entry 16) in 61% yield.

4. Conclusions

CuFe_2O_4 superparamagnetic nanoparticles were utilized as an effective recyclable heterogeneous catalyst for the synthesis of triphenylamines *via* the ligand-free selective ring-opening of benzoxazoles or benzothiazoles with iodoarenes. The nature of the base and the solvent expressed a notable impact on the transformation, and the combination of Cs_2CO_3 as the base and diethylene glycol as the solvent should be the best option. The CuFe_2O_4 nano catalyst was more active towards the ring-opening reaction than nano NiFe_2O_4 , nano CoFe_2O_4 , and nano Fe_2O_3 , as well as several solid catalysts such as $\text{Cu}(\text{BDC})$, $\text{Cu}(\text{OBA})$, MOF-199, $\text{Cu}_2(\text{BDC})_2(\text{DABCO})$, $\text{Cu}_2(\text{BPDC})_2(\text{BPY})$, CO-ZIF-67, $\text{Ni}_2(\text{BDC})_2(\text{DABCO})$, and MIL-101. The CuFe_2O_4 nano catalyst also displayed better performance than numerous homogeneous catalysts. After each catalytic run, it was possible to separate the nano CuFe_2O_4 by utilizing a magnet, and the recovered catalyst was reutilized many times while its efficiency could be maintained. The fact that the synthesis of triphenylamines has been very limited in the literature, and that these structures could be generated using a recyclable heterogeneous catalyst would attract attention from the chemical industry.

Conflicts of interest

There are no conflicts to declare.

Acknowledgements

We would like to thank the Viet Nam National Foundation for Science and Technology Development (NAFOSTED) for financial support under Project code 104.01-2015.35 (Contract number 14/2016/104/HDTN).

References

- 1 A. Chowdhury and P. S. Mukherjee, *J. Org. Chem.*, 2015, **80**, 4064–4075.



- 2 G. Wu, F. Kong, Y. Zhang, X. Zhang, J. Li, W. Chen, W. Liu, Y. Ding, C. Zhang, B. Zhang, J. Yao and S. Dai, *J. Org. Chem.*, 2014, **118**, 8756–8765.
- 3 C. Fan, C. Ye, X. Wang, Z. Chen, Y. Zhou, Z. Liang and X. Tao, *Macromolecules*, 2015, **48**, 6465–6473.
- 4 Z. Fan, H. Zhao, N. Li, Y. Quan, Q. Chen, S. Ye, S. Li, Y. Wang, Q. Fan and W. Huang, *ACS Appl. Mater. Interfaces*, 2015, **7**, 9445–9452.
- 5 N. Kaneza, J. Zhang, H. Liu, P. S. Archana, Z. Shan, M. Vasiliu, S. H. Polansky, D. A. Dixon, R. E. Adams, R. H. Schmehl, A. Gupta and S. Pan, *J. Phys. Chem. C*, 2016, **120**, 9068–9080.
- 6 H. B. Goodbrand and N.-X. Hu, *J. Org. Chem.*, 1999, **64**, 670–674.
- 7 J. P. Wolfe, H. Tomori, J. P. Sadighi, J. J. Yin and S. L. Buchwald, *J. Org. Chem.*, 2000, **65**, 1158–1174.
- 8 J. Hassan, M. Sevignon, C. Gozzi, E. Schulz and M. Lemaire, *Chem. Rev.*, 2002, **102**, 1359–1469.
- 9 I. P. Beletskaya and A. V. Cheprakov, *Coord. Chem. Rev.*, 2004, **248**, 2337–2364.
- 10 J. Safaei-Ghomi, Z. Akbarzadeh and A. Ziarati, *RSC Adv.*, 2014, **4**, 16385–16390.
- 11 A. M. Shaikh, B. K. Sharma, S. Chacko and R. M. Kamble, *RSC Adv.*, 2016, **6**, 60084–60093.
- 12 D. Kim, K. Yoo, S. E. Kim, H. J. Cho, J. Lee, Y. Kim and M. Kim, *J. Org. Chem.*, 2015, **80**, 3670–3676.
- 13 Y. He, J. Mao, G. Rong, H. Yan and G. Zhang, *Chem.-Asian J.*, 2016, **11**, 1672–1676.
- 14 W. J. Stark, P. R. Stoessel, W. Wohlleben and A. Hafner, *Chem. Soc. Rev.*, 2015, **44**, 5793–5805.
- 15 R. Purbia and S. Paria, *Nanoscale*, 2015, **7**, 19789–19873.
- 16 R. K. Sharma, S. Sharma, S. Dutta, R. Zboril and M. B. Gawande, *Green Chem.*, 2015, **17**, 3207–3230.
- 17 D. Wang, Y. Sun, Y. Sun, J. Huang, Z. Liang, S. Li and L. Jiang, *Nanoscale*, 2017, **9**, 7727–7733.
- 18 C. Ray and T. Pal, *J. Mater. Chem. A*, 2017, **5**, 9465–9487.
- 19 A. Ghorbani-Choghamarani, A. A. Derakhshan, M. Hajjami and L. Rajabi, *RSC Adv.*, 2016, **6**, 94314–94324.
- 20 W. Yang, L. Wei, F. Yi and M. Cai, *Catal. Sci. Technol.*, 2016, **6**, 4554–4564.
- 21 R. K. Rai, K. Gupta, D. Tyagi, A. Mahata, S. Behrens, X. Yang, Q. Xu, B. Pathak and S. K. Singh, *Catal. Sci. Technol.*, 2016, **6**, 5567–5579.
- 22 S. Cao, F. F. Tao, Y. Tang, Y. Li and J. Yu, *Chem. Soc. Rev.*, 2016, **45**, 4747–4765.
- 23 J. Lemus, J. Bedia, L. Calvo, I. L. Simakova, D. Y. Murzin, B. J. M. Etzold, J. J. Rodriguez and M. A. Gilarranz, *Catal. Sci. Technol.*, 2016, **6**, 5196–5206.
- 24 L. Hu, R. Zhang and Q. Chen, *Nanoscale*, 2014, **6**, 14064–14105.
- 25 N. T. S. Phan, C. S. Gill, J. V. Nguyen, Z. J. Zhang and C. W. Jones, *Angew. Chem., Int. Ed.*, 2006, **45**, 2209–2212.
- 26 K. V. S. Ranganath and F. Glorius, *Catal. Sci. Technol.*, 2011, **1**, 13–22.
- 27 F. M. Moghaddam, G. Tavakoli, F. Latifi and B. Saeednia, *Catal. Commun.*, 2016, **75**, 37–41.
- 28 B. Mohan, H. Kang and K. H. Park, *Catal. Commun.*, 2016, **85**, 61–65.
- 29 B. Mohan and K. H. Park, *Appl. Catal., A*, 2016, **519**, 78–84.
- 30 M. A. E. A. A. El-Remaily and H. A. Hamad, *J. Mol. Catal. A: Chem.*, 2015, **404–405**, 148–155.
- 31 R. Rameshbabu, N. Kumar, A. Karthigeyan and B. Neppolian, *Mater. Chem. Phys.*, 2016, **181**, 106–115.
- 32 P. B. Thale and P. N. B. G. S. Shankarling, *RSC Adv.*, 2016, **6**, 52724–52728.
- 33 M. A. E. A. A. El-Remaily, A. M. Abu-Dief and R. M. El-Khatib, *Appl. Organomet. Chem.*, 2016, **30**, 1022–1029.
- 34 E. Eidi, M. Z. Kassaei and Z. Nasresfahani, *Appl. Organomet. Chem.*, 2016, **30**, 561–565.
- 35 D. Yang, X. Zhu, W. Wei, N. Sun, L. Yuan, M. Jiang, J. You and H. Wang, *RSC Adv.*, 2014, **4**, 17832–17839.
- 36 D. Yang, X. Zhu, W. Wei, M. Jiang, N. Zhang, D. Ren, J. You and H. Wang, *Synlett*, 2014, **25**, 0729–0735.
- 37 X. Zhu, D. Yang, W. Wei, M. Jiang, L. Li, X. Zhu, J. You and H. Wang, *RSC Adv.*, 2014, **4**, 64930–64935.
- 38 D. Yang, B. An, W. Wei, M. Jiang, J. You and H. Wang, *Tetrahedron*, 2014, **70**, 3630–3634.
- 39 L. Yao, Q. Zhou, W. Han and S. Wei, *Eur. J. Org. Chem.*, 2012, **2012**, 6856–6860.

