



Cite this: *RSC Adv.*, 2023, 13, 581

Received 31st October 2022
Accepted 29th November 2022

DOI: 10.1039/d2ra06867b

rsc.li/rsc-advances

Ultrasound-assisted bromination of indazoles at the C3 position with dibromohydantoin†

Shengneng Ying,‡ Xingru Liu,‡ Tao Guo, Xuan Li, Min Zhou, Xia Wang,* Mengxue Zhu, Hongmei Jiang and Qing-Wen Gui *

Bromoaryl compounds have attracted great attention in organic chemistry, especially for the synthesis of pharmaceutical intermediates. Herein, we demonstrated a novel and efficient bromination protocol of indazoles *via* C–H bond cleavage to give site-specific 3-bromide products that could be further employed as synthetic blocks to prepare drugs. The reaction used DBDMH as a bromine source, tolerated a wide range of indazoles, and finished in 30 min under mild, ultrasound-assisted conditions. Besides, preliminary mechanistic studies revealed that this approach was not a radical process.

Introduction

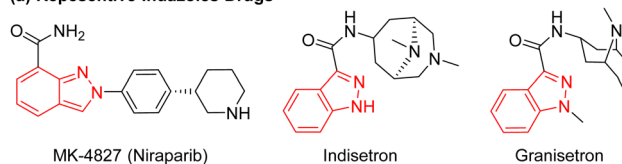
Heterocyclics frequently constitute the core moiety of various pharmaceuticals.¹ Among them, indazoles, possessing a wide range of biological activities such as antitumor, antimicrobial, and anti-inflammatory, are a critical class of *N*-heterocyclic molecules.² For example, MK-4827 (ref. 3) as a PARP1 and PARP2 inhibitor has a 1*H*-indazole skeleton, and Indisetron⁴ and Granisetron,⁵ as antiemetics that can be used to treat nausea and emesis following chemotherapy, have an indazole construction (Fig. 1a). However, the limited methods for the functionalization of indazoles cannot meet the demands for structural diversity.

Due to the general application of halogenated indazoles as building blocks of the synthesis of drugs, dyes, and functional materials,⁶ it's significant to develop novel and efficient halogenation approaches, especially bromination which is flexible for post-group-transformation.⁷ Conventionally, 3-halogenated-2*H*-indazoles are prepared from 2*H*-indazoles with Br₂ in acetic acid. However, these halogenated approaches often need high temperature (*ca* 120 °C) for activating reaction, plus Br₂ is toxic to humans and difficult to operate owing to its high volatility, and byproducts are unavoidable (Fig. 1b).⁸ To avoid the use of the liquid bromine, a variety of oxidative protocols have then been disclosed through *in situ* oxidation of Br[−] to Br⁺.⁹ For instance, the group of Li and Shen disclosed the electrochemical oxidative halogenation of 2*H*-indazoles under mild conditions, recently.^{9a} Despite the fruitful stoichiometric

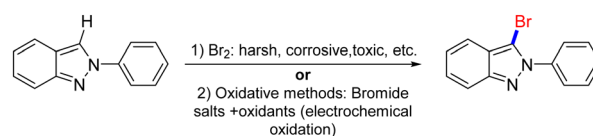
methods, the more attractive and novel halogenation technology is still in high demand.

Ultrasonic waves have gradually developed as a potent tool in organic synthesis, owing to their merits such as short reaction time, mild reaction conditions, good selectivity, and highly efficient.¹⁰ It can accelerate the thermal motion of molecules, further speeding up the mass and heat transfer between chemicals. Dating back to 1950, Renaud first published a paper about using ultrasound to prepare organometallic reagents.¹¹ In 1998, Luche and Bianchi concretely described the application and potential of ultrasound to organic synthesis in “Synthetic Organic Sonochemistry”,¹² and then ultrasound was gradually accepted and developed. Presently, ultrasound is a helpful technique for activating and accelerating chemical processes.¹³

(a) Representative Indazoles Drugs



(b) Previous Works



(c) This Work

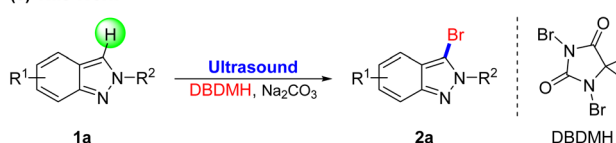


Fig. 1 (a) Representative drugs containing indazoles. Previous works (b) and this work (c) for bromination of indazole derivatives.

College of Chemistry and Materials Science, Hunan Agricultural University, Changsha 410082, Hunan, P. R. China. E-mail: gqw1216@hunau.edu.cn; wangxia@hunau.edu.cn

† Electronic supplementary information (ESI) available. See DOI: <https://doi.org/10.1039/d2ra06867b>

‡ The authors contributed equally to this work.



1,3-Dibromo-5,5-dimethyl hydantoin (DBDMH) belongs to the group of cost-effective *N*-halamine disinfectants, which is becoming increasingly popular due to its long-term stability in dry storage or in a wide pH range of aqueous solutions, its safety for humans and the environment, and their ability to rapidly kill microorganisms.¹⁴ Meanwhile, relative to other bromine sources, DBDMH is less corrosive, more stable and cheaper.¹⁵ Furthermore, DBDMH is among the more established, commercially available bromine carry that is gradually attracting attention for being safe, stable, easily-handled solids that can be utilized under mild conditions for highly selective organic transformations.¹⁶ Thus, in the context of our group's continued interest in improving and developing environmentally acceptable synthetic methods,¹⁷ we now describe the first practical and simple design for selective 3-bromination of 2*H*-indazoles with DBDMH in a green solvent accelerated by ultrasonic irradiation, which produced 3-brominated products in very high yields within a short time (Fig. 1c).

Results and discussion

Inspired by seminal works in bromination we started our investigation by designing bromination of 1*H*-indazole with an appropriate brominated reagent that would represent an efficient and mild strategy that could overcome many limitations of current methods. As shown in Table 1, we first screened different solvents such as DMF, MeCN, THF, DCM, EA, and EtOH with Na₂CO₃ as base and to afford **2a** at 80 °C for 12 h (entry 1–6), while EtOH was considered to be the competent solvent among them. To decrease reaction time and

temperature, ultrasound was introduced to replace conditional stir,¹⁸ excitedly, which greatly increased yields and transformation efficiency (entry 7–9). Bases were also included in the scope of optimization, like Et₃N (entry 10), NaOAc (entry 11) and K₂CO₃ (entry 12), all of which can promote the reaction process, and K₂CO₃ obtained similar results to Na₂CO₃. Therefore, the optimized experimental conditions were determined as follows: Na₂CO₃ as base, EtOH as solvent, and ultrasound for 0.5 h at 40 °C. The ultrasound-assisted reaction was screened with various bromine sources, such as NBS, NaBr and HBr (entries 13–15). These bromine sources did not provide any satisfactory result; rather, a very sluggish reaction rate or no reaction was observed in each case.

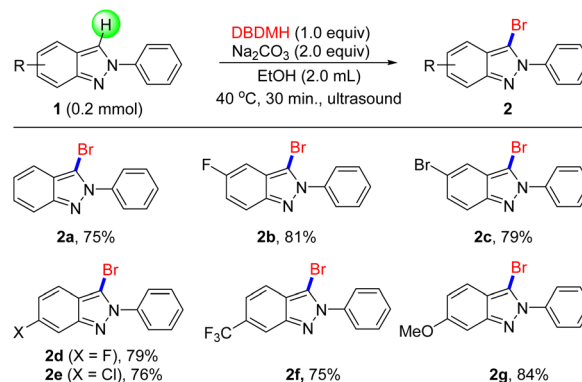
With the optimal conditions in hand, the generality of our newly developed bromination protocol was next investigated. Firstly, a series of electron-deficient 2*H*-indazoles were examined, including halides such as fluorine (Scheme 1, **2b**, **2d**), bromine (**2c**) and chlorine (**2e**), all of which proceeded smoothly to obtain target products in mild to favorable yield under standard conditions. For electron-rich groups, **2f** was prepared with 81% yield that was not affected by –OMe. Notably, the bromination of **2g** afforded brominated 2*H*-indazoles, even which included a strong electron-withdrawing group CF₃.

Encouraged by the exciting results, we then evaluated the activities of 2-substituted indazole derivatives that reacted with DBDMH in standard conditions. As shown in Scheme 2, the bromination, of 2*H*-indazoles substituted by electron-donating groups such as –Me and –OMe, succeeded to afford the 3-brominated **2h–2l** in mild to favorable yield, which also reported that the substitution position of groups had less effect on bromination reactivity. Subsequently, the electron-withdrawing group OCF₃ was found to proceed smoothly in this transformation (**2l**), and acquired 73% yield. Then, we estimated the bromination of halogen-substituted 2*H*-indazoles derivatives. Under the standard conditions, fluorine, chlorine, bromine, and iodine replaced the hydrogen of the benzene, which brominated successfully to obtain the corresponding products with favorable yields (**2n–2s**). It is worth noting that the bromination of ester group substituted derivatives

Table 1 Optimization of reaction conditions^a

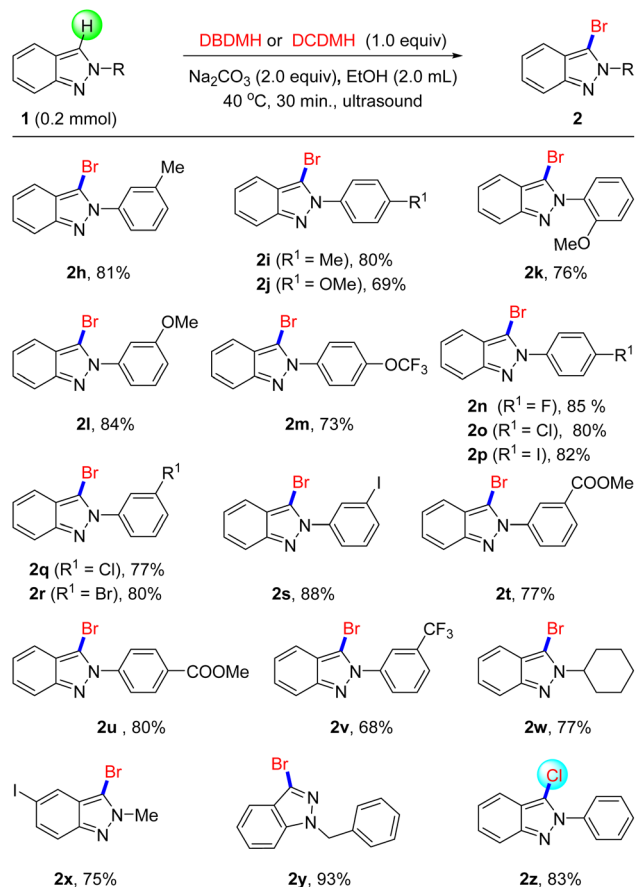
Entry	Base	Solvent	Temp.(°C)	Time (h)	Yield ^b (%)
1	Na ₂ CO ₃	DMF	80	12	76
2	Na ₂ CO ₃	CH ₃ CN	80	12	72
3	Na ₂ CO ₃	THF	80	12	88
4	Na ₂ CO ₃	DCM	80	12	68
5	Na ₂ CO ₃	EtOAc	80	12	80
6	Na ₂ CO ₃	Toluene	40	12	75
7 ^c	Na ₂ CO ₃	EtOH	40	0.5	92
8 ^c	Na ₂ CO ₃	EtOH	40	0.15	88
9 ^c	Na ₂ CO ₃	EtOH	30	0.5	87
10 ^c	Et ₃ N	EtOH	40	0.5	23
11 ^c	NaOAc	EtOH	40	0.5	29
12 ^c	K ₂ CO ₃	EtOH	40	0.5	91
13 ^d	Na ₂ CO ₃	EtOH	30	0.5	Trace
14 ^e	Na ₂ CO ₃	EtOH	30	0.5	35
15 ^f	Na ₂ CO ₃	EtOH	30	0.5	NR

^a Reaction conditions: **1a** (0.2 mmol), DBDMH (0.2 mmol), base (0.4 mmol). ^b Isolated yield. ^c Ultrasound instead of stirring. ^d NaBr instead of DBDMH. ^e NBSr instead of DBDMH. ^f HBr instead of DBDMH.



Scheme 1 The Bromination of 2*H*-indazoles. ^aReaction conditions: **1** (0.2 mmol), DBDMH (0.2 mmol), Na₂CO₃ (0.4 mmol), 40 °C, EtOH (2.0 mL), ultrasonic (40 kHz/50 W) 30 min.

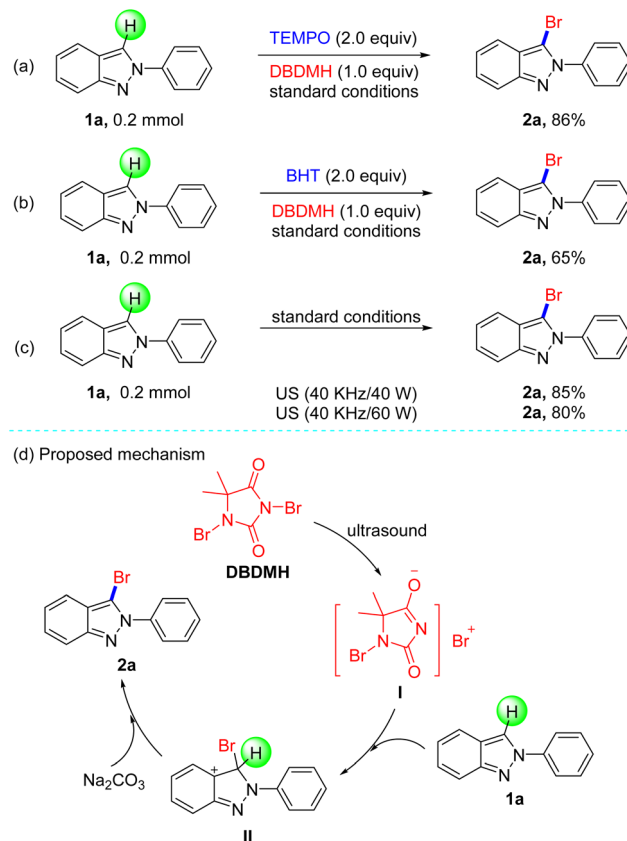




Scheme 2 The Halogenation of Indazoles. ^aReaction conditions: **1** (0.2 mmol), DBDMH (0.2 mmol), Na₂CO₃ (0.4 mmol), 40 °C, EtOH (2.0 mL), ultrasonic 30 min ^bDCDMH (0.2 mmol).

performed favorably to access brominated products **2t–2u** with good yields and excellent selectivity. With regard to strong electron withdrawing group CF₃, **2v** was prepared with a slightly lower yield compared without substituents. Surprisingly, when we used cyclohexyl substituted benzene coupled with 2*H*-indazole, a good bromination effect was achieved (**2w**). Gratifyingly, methylated 1*H*-indazole was also carried out smoothly to generate an objective product (**2x**), and the transformation was unaffected by halogen iodine. Moreover, 1*H*-indazole substituted by benzyl also presented excellent activity to acquire **2y** (93%). In addition, we tried to employ DCDMH to replace DBDMH in this reaction, as expected, chlorination could proceed smoothly under the traditional conditions (**2z**). All of these experiment results illustrated that this method possessed broad applicability and group tolerance.

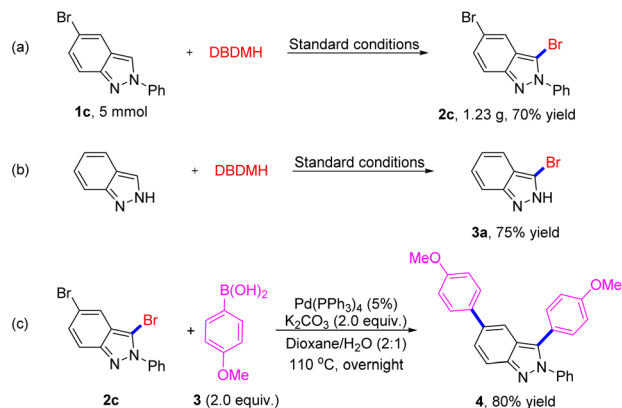
Based on the experiment results, we next investigated the mechanistic information of this transformation with some control experiments in Scheme 3. These results depicted that 2-phenyl-2*H*-indazole (**1a**) could be brominated in the presence of radical scavengers such as 2,2,6,6-tetramethylpiperidine-1-oxyl (TEMPO) and 2,6-di-*tert*-butyl-4-methyl phenol (BHT), and gave 86% and 65% yield, respectively (Scheme 3a and b). In order to show the cavitation effect of ultrasonic irradiation, the



Scheme 3 Control Experiments and Mechanism study.

employment of other energies (40 kHz/40 W or 40 kHz/60 W) produced **2a** in slightly lower yields (Scheme 3c). In view of the primary mechanism data and previous reports, we speculate this method is not a radical process, and the proposed reaction pathway is presented in Scheme 3d. Firstly, the cleaving of DBDMH by ultrasonic irradiation generated a bromo ion and **I**,¹⁹ which added to **1a** to form intermediate **II**. Finally, product **2a** was obtained from **II**, followed by the abstraction of a hydrogen atom by base.

To demonstrate the practicality of this approach, we conducted the gram-scale iodination of 2*H*-indazole under the optimized conditions, which gave the desired product 3-bromo-2*H*-indazole (**2c**) in a 70% yield (Scheme 4a). Considering the good selectivity of this method and the importance of 2*H*-indazoles in pharmaceuticals, we take advantage of products for further transformation to extend the application scope. It is noteworthy to mention that indazole can provide side products due to competitive reactive sites, but generated product **3a** without having any impact on yield (75%). As reported that Br is an excellent group for coupling reaction, we chose **2c** and aryl boronic acid **3** as substrates for cross-coupling reaction, expectedly, which was conducted successfully under Pd catalysis (Scheme 4c, **4**, 80% isolated yield). The application extension results suggest the broad applicability potentiality of our method.



Scheme 4 Further Application.

Conclusions

In conclusion, we have successfully developed an ultrasound-assisted, efficient, and rapid bromination approach *via* DBDMH as a bromine source for the synthesis of 3-Br-indazoles. This reaction underwent an ultrasound-assisted C–H bond cleavage and C–Br bond formation process, representing one of the few C–Br bond construction reactions under ultrasound waves. Furthermore, a wide range of functionalized indazoles is compatible with mild reaction conditions. The mechanism investigation revealed that the reaction is not a complete radical process. More importantly, the brominated products can be applied for further application, providing a potential strategy for the synthesis of pharmaceutical intermediates. Further investigation of related halogenation reactions is carried on studying in our group.

Conflicts of interest

There are no conflicts to declare.

Acknowledgements

This work was financially supported by the Science and Technology Innovation Program of Hunan Province (2021RC2079), China Postdoctoral Science Foundation (2022M720541 and 2022T150075), and Foundation of National Entrepreneurship Training Program (202110537005X, 202210537024).

References

- 1 E. Vitaku, D. T. Smith and J. T. Njardarson, *J. Med. Chem.*, 2014, **57**, 10257–10274.
- 2 (a) X. Wang, Q.-X. Yang, C.-Y. Long, Y. Tan, Y.-X. Qu, M.-H. Su, S.-J. Huang, W. Tan and X.-Q. Wang, *Org. Lett.*, 2019, **21**, 5111–5115; (b) Y. Q. Xia Wang, C. Long and X.-Q. Wang, *Chi. J. Org. Chem.*, 2021, **41**, 795–805; (c) J. W. Beatty, E. A. Lindsey, R. Thomas-Tran, L. Debien, D. Mandal, J. L. Jeffrey, A. T. Tran, J. Fournier, S. D. Jacob, X. Yan, S. L. Drew, E. Ginn, A. Chen, A. T. Pham, S. Zhao, L. Jin, S. W. Young, N. P. Walker, M. R. Leleti, S. Moschütz, N. Sträter, J. P. Powers and K. V. Lawson, *J. Med. Chem.*, 2020, **63**, 3935–3955.
- 3 (a) P. Jones, S. Altamura, J. Boueres, F. Ferrigno, M. Fonsi, C. Giomini, S. Lamartina, E. Monteagudo, J. M. Ontoria, M. V. Orsale, M. C. Palumbi, S. Pesci, G. Roscilli, R. Scarpelli, C. Schultz-Fademrecht, C. Toniatti and M. Rowley, *J. Med. Chem.*, 2009, **52**, 7170–7185; (b) K. A. Bridges, C. Toniatti, C. A. Buser, H. Liu, T. A. Buchholz and R. E. Meyn, *Oncotarget*, 2014, **5**, 5076–5086.
- 4 (a) E. Iritani, K. Isono, T. Izumo, N. Takeda, T. Kanemura, J. Tamaoki and A. Nagai, *Gan to Kagaku Ryoho*, 2009, **36**, 1489–1492; (b) K. Ushijima, N. Wake, H. Kobayashi, T. Hachisuga, N. Toki, H. Masuzaki, K. Kotera, T. Kawarabayashi, M. Emoto and T. Kamura, *Gan to Kagaku Ryoho*, 2008, **35**, 1169–1173.
- 5 (a) G. J. Sanger and D. R. Nelson, *Eur. J. Pharmacol.*, 1989, **159**, 113–124; (b) N. Maleki-Dizaji, T. Eteraf-Oskoue, A. Fakhrou, S. H. Maljaie and A. Garjani, *Int. Immunopharmacol.*, 2010, **10**, 1010–1016.
- 6 (a) S. H. Henderson, R. A. West, S. E. Ward and M. A. Honey, *R. Soc. Open Sci.*, 2018, **5**, 180333; (b) Z. Yang, J.-T. Yu and C. Pan, *Org. Biomol. Chem.*, 2022, **20**, 7746; (c) S.-G. Zhang, C.-G. Liang and W.-H. Zhang, *Molecules*, 2017, **23**, 2783.
- 7 F. Sabuzi, G. Pomarico, B. Floris, F. Valentini, P. Galloni and V. Conte, *Coord. Chem. Rev.*, 2019, **385**, 100–136.
- 8 (a) M. De Angelis, F. Stossi, K. A. Carlson, B. S. Katzenellenbogen and J. A. Katzenellenbogen, *J. Med. Chem.*, 2005, **48**, 1132–1144; (b) E. Akguen, M. B. Glinski, K. L. Dhawan and T. Durst, *J. Org. Chem.*, 1981, **46**, 2730–2734; (c) K. Xu, Y. Zheng, Y. Ye, D. Liu and W. Zhang, *Org. Lett.*, 2020, **22**, 8836–8841; (d) D. Dagoneau, Q. Wang and J. Zhu, *Chem.-Eur. J.*, 2020, **26**, 4866–4873.
- 9 (a) X. Liu, Z. Wu, C. Feng, W. Liu, M. Li and Z. Shen, *Eur. J. Org. Chem.*, 2022, 2022, DOI: [10.1002/ejoc.202200262](https://doi.org/10.1002/ejoc.202200262); (b) G. Zhao, E. Wang and R. Tong, *ACS Sustainable Chem. Eng.*, 2021, **9**, 6118–6125; (c) S. Song, X. Li, X. Sun, Y. Yuan and N. Jiao, *Green Chem.*, 2015, **17**, 3285–3289; (d) G.-W. Wang and J. Gao, *Green Chem.*, 2012, **14**, 1125–1131.
- 10 (a) S. Puri, B. Kaur, A. Parmar and H. Kumar, *Curr. Org. Chem.*, 2013, **17**, 1790–1828; (b) G. Kaur, A. Sharma and B. Banerjee, *ChemistrySelect*, 2018, **3**, 5283–5295; (c) W. Liju, K. Ablajan and F. Jun, *Ultrason. Sonochem.*, 2015, **22**, 113–118; (d) S. J. T. Rezaei, Y. Bide and M. R. Nabid, *Tetrahedron Lett.*, 2012, **53**, 5123–5126.
- 11 P. Renaud, *Bull. Soc. Chim. Fr.*, 1950, **17**, 1044–1045.
- 12 P. Cintas and J.-L. Luche, *Synthetic Organic Sonochemistry. Organometallic Sonochemistry*, Springer Science&Business, New York, 1998, pp. 167–234.
- 13 (a) N. Kaur, *Synth. Commun.*, 2018, **48**, 1235–1258; (b) N. Azizi, A. Rahimzadeh-Oskooee, Z. Yadollahy and A. G. Ourimi, *Monatsh. Chem.*, 2014, **145**, 1675–1680; (c) A. Duarte, W. Cunico, C. M. P. Pereira, A. F. C. Flores, R. A. Freitag and G. M. Siqueira, *Ultrason. Sonochem.*, 2010, **17**, 281–283; (d) T. Kiranmye, M. Vadivelu, S. Sampath, K. Muthu and K. Karthikeyan, *Sustainable Chem. Pharm.*,



- 2021, **19**, 100358; (e) S. K. Maury, D. Kumar, A. Kamal, H. K. Singh, S. Kumari and S. Singh, *Mol. Diversity*, 2021, **25**, 131–142.
- 14 A. Dong, Y.-J. Wang, Y. Gao, T. Gao and G. Gao, *Chem. Rev.*, 2017, **117**, 4806–4862.
- 15 F. Hui and C. Debiemme-Chouvy, *Biomacromolecules*, 2013, **14**, 585–601.
- 16 (a) S. I. aikia, A. J. Borah and P. Phukan, *Chem. Rev.*, 2016, **116**, 6837–7042; (b) H. Veisi, R. Ghorbani-Vaghei and M. A. Zolfigol, *Org. Prep. Proced. Int.*, 2011, **43**, 489–540; (c) S. Minakata, *Acc. Chem. Res.*, 2009, **42**, 1172–1182; (d) E. Kolvari, A. Ghorbani-Choghamarani, P. Salehi, F. Shirini and M. A. Zolfigol, *J. Iran. Chem. Soc.*, 2007, **4**, 126–174.
- 17 (a) H. Yang, H. Ning, N. Wang, H. Shen, F. Teng, X. Liu, H. Jiang, M.-C. Tan and Q.-W. Gui, *ACS Omega*, 2021, **6**, 25940–25949; (b) X. Liu, T.-C. Cai, D. Guo, Z. Nong, Y. Yang, Q. Li, H. Jiang, X. Liu and Q.-W. Gui, *Chem. Commun.*, 2022, **58**, 657–660; (c) Q.-W. Gui, Z. Xiong, F. Teng, T.-C. Cai, Q. Li, W. Hu, X. Wang, J. Yu and X. Liu, *Org. Biomol. Chem.*, 2021, **19**, 8254–8258; (d) F. Teng, J. Du, C. Xun, M. Zhu, Q. Lu, H. Jiang, Y. Chen, Y. Li and Q.-W. Gui, *Org. Biomol. Chem.*, 2021, **19**, 8929–8933; (e) H. Jiang, D. Guo, Y. Zhang, Q.-P. Shen, S. Tang, J. You, Y. Huo, H. Wang and Q.-W. Gui, *Synthesis*, 2020, **52**, 2713–2720.
- 18 (a) M. Legay, N. Gondrexon, S. L. Person, P. Boldo and A. Bontemps, *Int. J. Chem. Eng.*, 2011, 670108; (b) M. A. U. Martines, M. R. Dabolos and M. Jafelicci, *Quim. Nova*, 2000, **2**, 251–256; (c) J. T. Li, S. X. Wang, G. F. Chen and T. S. Li, *Curr. Org. Chem.*, 2005, **3**, 415–436.
- 19 (a) Z. Chen, W. Xia, D. Liu, M. Du and C. Cao, *J. Chin. Chem. Soc.*, 2016, **63**, 158–164; (b) B. Han, Z. Zheng, F. Wu and A. Wang, *Synth. Commun.*, 2017, **47**, 2387–2394.

