



Cite this: *Nanoscale*, 2022, **14**, 11972

Alkyl group-decorated g-C₃N₄ for enhanced gas-phase CO₂ photoreduction†

Chao Yang,^a Yanting Hou,^a Guoqiang Luo,^b Jiaguo Yu^a and Shaowen Cao *^a

With excellent physical/chemical stability and feasible synthesis, g-C₃N₄ has attracted much attention in the field of photocatalysis. However, its weak photoactivity limits its practical applications. Herein, by easily planting hydrophobic alkyl groups onto g-C₃N₄, the hydrophilicity of g-C₃N₄ can be well regulated and its specific surface area be enlarged simultaneously. Such a modification ensures enhanced CO₂ capture and increased active sites. In addition, the introduction of alkyl groups endows g-C₃N₄ with abundant charge density and efficient separation of photoinduced excitons. All these advantages synergistically contribute to the enhanced photocatalytic CO₂ reduction performance over the optimized catalyst (DCN90), and the total CO₂ conversion is 7.4-fold that of pristine g-C₃N₄ (CN).

Received 10th May 2022,
Accepted 27th July 2022

DOI: 10.1039/d2nr02551e

rsc.li/nanoscale

Introduction

Photocatalytic CO₂ reduction into high value-added chemical fuels is able to simultaneously mitigate the increasingly severe energy crisis and environmental problems, which is considered as one of the photochemical reactions with the most potential.^{1–7} To apply photocatalytic CO₂ reduction technology in practice, the main research aim is to seek the proper photocatalyst. In recent decades, polymeric g-C₃N₄ has received great attention as a promising photocatalyst because of its excellent physical and chemical stability, easy synthesis methods, low cost, abundant resources, and visible-light response, *etc.*^{8–10} Nevertheless, due to the fast recombination of photogenerated charge carriers, insufficient active sites, and weak CO₂ adsorption, the CO₂ reduction performance of g-C₃N₄ is commonly unsatisfactory.^{11–14}

To promote the photocatalytic activity of g-C₃N₄, plentiful strategies have been developed so far. For example, crafting heterojunctions or loading cocatalysts is an effective approach to boost the separation of photogenerated charge carriers.^{15–17} To provide more active sites, designing unique nanostructures is obviously crucial, which also favors the process of mass transfer including CO₂ capture and the desorption of reduction products.¹⁸ Recently, upon introducing electron

donor or acceptor units into the framework of g-C₃N₄, the obtained donor–acceptor-based g-C₃N₄ has demonstrated enhanced light-harvesting capacity and efficient separation of charges due to the strong electron push–pull effect.^{19,20}

Although these methods play a positive role in improving photocatalytic CO₂ reduction performance, there still exists an imperative scientific issue that is usually neglected. As is known, during gas-phase CO₂ photoreduction, the simultaneous adsorption of H₂O and CO₂ molecules on the surface of the photocatalyst jointly determines the reaction rate.^{21,22} Specifically, the oxidation of H₂O molecules to provide protons is considered as a rate-determining step. A beneficial H₂O adsorption process can accelerate the oxidation of H₂O for the fast supplementation of protons. However, excessive H₂O adsorption will occupy the CO₂ adsorption sites, resulting in the weakening of the CO₂ hydrogenation process.^{23,24} Therefore, a good adsorption balance between CO₂ and H₂O molecules is very significant, which is rarely investigated now.

Herein, we achieve the facile regulation of the hydrophilicity of g-C₃N₄ by planting hydrophobic alkyl groups. It is found that the decline in the hydrophilicity of g-C₃N₄ trades off against the enhanced CO₂ adsorption. In addition, the specific surface area of g-C₃N₄ is also enlarged, thus providing more active sites. Most importantly, the introduction of alkyl groups increases the electron density of g-C₃N₄ and promotes the dissociation of photogenerated charge carriers. These enhancements synergistically improve the photocatalytic CO₂ reduction performance, and the total CO₂ conversion over the optimal sample (DCN90) is 7.4-fold that of pristine g-C₃N₄. This research offers a straightforward and effective strategy for the design of highly efficient g-C₃N₄-based photocatalysts for energy conversion.

^aState Key Laboratory of Advanced Technology for Materials Synthesis and Processing, Wuhan University of Technology, Wuhan 430070, China.
E-mail: swcao@whut.edu.cn

^bChaozhou Branch of Chemistry and Chemical Engineering Guangdong Laboratory, Chaozhou 521000, China

† Electronic supplementary information (ESI) available. See DOI: <https://doi.org/10.1039/d2nr02551e>

Results and discussion

Fig. 1a shows the synthesis route of alkyl group-functionalized $g\text{-C}_3\text{N}_4$. Under illumination, a series of radical reactions occur on the surface of $g\text{-C}_3\text{N}_4$ (CN), which can trigger the occurrence of additional reactions between CN and 1-decene (Fig. S1†),²⁵ thus successfully obtaining hydrophobic alkyl group-grafted $g\text{-C}_3\text{N}_4$ (DCNT, T is the irradiation time, $T = 30, 60, 90,$ and 120 min). The X-ray diffraction (XRD) patterns and Fourier transform infrared spectra (FTIR) were recorded to investigate the chemical structures of the samples (Fig. S2 and S3†). Compared with CN, the XRD peak position and the FTIR spectra of DCNT show no obvious change, indicating that the chemical structure of CN is well retained after planting alkyl groups.²⁶ Notably, the DCNT samples possess wider XRD peaks ($\sim 27^\circ$) than those of CN, which might result from the insertion of alkyl groups into the interlayer of CN.²⁷

To further analyze the chemical structures of the samples, X-ray photoelectron spectra (XPS) were recorded. Fig. S4a† shows that both CN and DCN90 mainly consist of the C, N, and O elements and the O content in the DCN90 sample is lower than that of CN. As shown in Fig. S4b,† the high-resolution N 1s spectra of CN and DCN90 can be fitted into three peaks, respectively, attributed to sp^2 -hybridized nitrogen (C–N=C), tri-coordinated nitrogen (N–C₃), and the terminal amino groups (–NH_x).^{28–30} From Fig. 1b, the high-resolution C 1s spectrum of CN consists of three sub-peaks, indexed to sp^2 -hybridized carbon (N–C=N), C–OH from adsorbed H₂O, and adventitious carbon impurities, respectively.^{31–33} As for the DCN90 sample, a new peak located at 283.9 eV appears, which is assigned to sp^3 -hybridized C–H from the alkyl groups.³⁴ Meanwhile, the peak assigned to the adsorbed H₂O disappears. These results suggest that the hydrophobic alkyl groups have been successfully grafted onto the surface of CN *via* photoinduced grafting, thus leading to a decrease in H₂O adsorption, which can be further confirmed

by the weaker high-resolution O 1s spectrum for DCN90 (Fig. 1c).³⁵ In addition, the peak positions of N–C=N and C–N=C shift to lower binding energies for DCN90 compared with CN, which is attributed to the increased electron density of $g\text{-C}_3\text{N}_4$ after grafting alkyl groups.

The introduction of hydrophobic alkyl groups could exert an imperative effect on the physical and chemical properties of CN. Therefore, the hydrophilicity of the samples was first explored. As shown in Fig. 2a, with prolonged photoinduced grafting time, the water contact angles of the samples gradually increase from 60° (CN) to 83° (DCN90). This result indicates a slightly decreased H₂O adsorption capacity. The field emission scanning electron microscopic (FESEM) images show that CN exhibits a nanosheet-like morphology (Fig. S5a†). After grafting the alkyl groups, the morphology of CN is still retained (Fig. S5b–e†), which can be further confirmed by the transmission electron microscopic (TEM) images (Fig. S6†). Atomic force microscopy (AFM) was applied to measure the thickness of the samples.³⁶ Fig. 2b provides the AFM image of CN and the corresponding height profile shows a thickness of 61.7 nm (the inset of Fig. 2b). Compared with CN, the DCN90 sample is thinner with a thickness of around 10 nm (Fig. 2c and the inset of Fig. 2c). This can be explained by the insertion of alkyl groups into the interlayer of CN, resulting in the exfoliation of CN, which is consistent with the results of XRD.

In general, the thinner thickness of $g\text{-C}_3\text{N}_4$ signifies the larger specific surface area (S_{BET}).³⁷ To confirm this point, the N₂ adsorption–desorption isotherms of CN and DCN90 were measured. As shown in Fig. 2d, both CN and DCN90 exhibit type-IV isotherms with an H3-type hysteresis loop.³⁸ The corresponding pore size distribution curves of CN and DCN90 mainly display the mesopores and macropores. Compared with CN, the DCN90 sample possesses a higher N₂

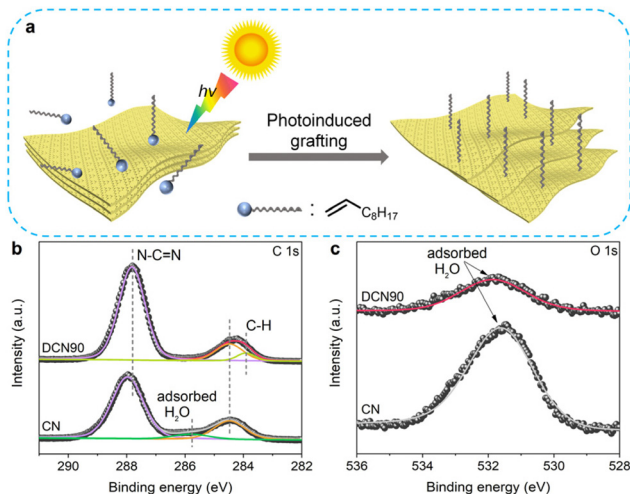


Fig. 1 (a) Synthesis route of alkyl group-functionalized $g\text{-C}_3\text{N}_4$ with controlled hydrophilicity. High-resolution XPS (b) C 1s and (c) O 1s spectra of CN and DCN90.

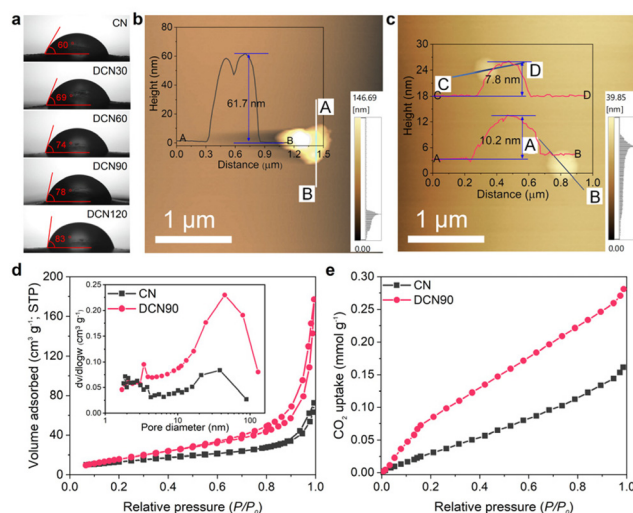


Fig. 2 (a) Water contact angles of the samples. AFM images and the corresponding height profiles (insets) of (b) CN and (c) DCN90. (d) N₂ adsorption–desorption isotherms, the corresponding pore size distribution curves (inset of (d)), and (e) the CO₂ uptake curves of CN and DCN90.

adsorption capacity and pore volume (inset of Fig. 2d), thus showing a larger S_{BET} for DCN90 ($66 \text{ m}^2 \text{ g}^{-1}$) than for CN ($48 \text{ m}^2 \text{ g}^{-1}$). As is known, the larger S_{BET} favors providing more adsorbed and active sites.^{39,40} Accordingly, the CO_2 adsorption performance of CN and DCN90 was further tested. Fig. 2e shows that the CO_2 uptake amount of DCN90 is 0.28 mmol g^{-1} at a relative pressure (P/P_0) of 1, obviously higher than that of CN (0.16 mmol g^{-1}). The slightly decreased hydrophilicity and enhanced CO_2 adsorption might boost the adsorption balance between the H_2O and CO_2 molecules,²¹ which is beneficial for the progress of the interfacial CO_2 reduction reaction.

To analyze the electronic structures of the samples, the UV-vis diffuse reflectance spectra (DRS) were first recorded to investigate the light-harvesting ability of the samples. As shown in Fig. 3a, upon grafting the hydrophobic alkyl groups, all the samples show enhanced light absorption in the UV region. However, in the visible region, the light absorption performance of samples shows no obvious change. In addition, the absorption edges of samples even display a slight blue-shift, which can be assigned to the typical quantum confinement effect,⁴¹ resulting from the decreased thickness of the samples by inserting the alkyl groups into the interlayer of $g\text{-C}_3\text{N}_4$. The absorption edges of CN and DCN90 are respectively 450 and 439 nm, and the corresponding band gaps (E_g) are 2.75 and 2.82 eV. The Mott-Schottky curves were analysed to determine the conduction band potential (E_{CB}) of the

samples (Fig. S7†). The values of E_{CB} for CN and DCN90 are respectively -1.29 and -1.44 V (vs. Ag/AgCl , $\text{pH} = 6.7$), which can be transformed to -1.11 and -1.26 V (vs. NHE, $\text{pH} = 7$) using the conversion formulae S1 and S2.⁴² Based on their E_g , the valence band potential (E_{VB}) of CN and DCN90 is 1.64 and 1.56 V, respectively. Fig. 3b illustrates the band structure of CN and DCN90. The more negative E_{CB} for DCN90 allows for a stronger electron driving force for CO_2 photoreduction.⁴³

As is known, the separation of photoinduced charge carriers plays a critical role in a photocatalytic reaction.⁴⁴ Consequently, the electron paramagnetic resonance (EPR) spectra were first recorded to investigate the charge density of the CN and DCN90 samples. Both CN and DCN90 exhibit a single Lorentzian line ($g = 2.009$) signal (Fig. 3c), attributed to the unpaired electrons from the aromatic heptazine ring.⁴⁵ Compared with CN, the EPR signal of DCN90 is obviously enhanced. This is due to the introduction of alkyl groups because the alkyl groups act as electron donors for supplying more delocalized electrons.⁴⁶ Furthermore, the time-resolved photoluminescence (PL) spectra were recorded to investigate the PL lifetime of the samples (Fig. 3d). According to the tri-exponential decay fit (Table 1), the PL lifetimes of CN and DCN90 are calculated to be 28.2 and 22.1 ns, respectively. The decreased lifetime indicates a faster electron transfer for DCN90 than CN, which could be attributed to the establishment of a built-in electric field between alkyl groups and $g\text{-C}_3\text{N}_4$.⁴⁷ The steady-state PL spectra show that the PL intensity of DCN90 is obviously weakened compared with CN (Fig. 3e), suggesting the more efficient separation of photogenerated charges for DCN90, which is attributed to the decreased thickness of DCN90 for quick electron transfer from the bulk to the surface.^{48–50} In addition, the PL peak of DCN90 shows a blue shift compared with CN, resulting from the quantum confinement effect due to the decreased thickness of DCN90. The photocurrent tests show that DCN90 possesses a stronger photocurrent signal than CN. When the photocurrent signal is steady, DCN90 shows a slower decay of the photocurrent signal compared with CN whether the light source is on or off (Fig. 3f). This result indicates that DCN90 possesses a slower recombination of photogenerated charges than CN. The decreased electrochemical impedance for DCN90 further confirms the improved transfer of photogenerated charges after grafting alkyl groups (Fig. S8†).⁵¹ The more delocalized electrons and efficient separation of charges demonstrate the higher photocatalytic performance.

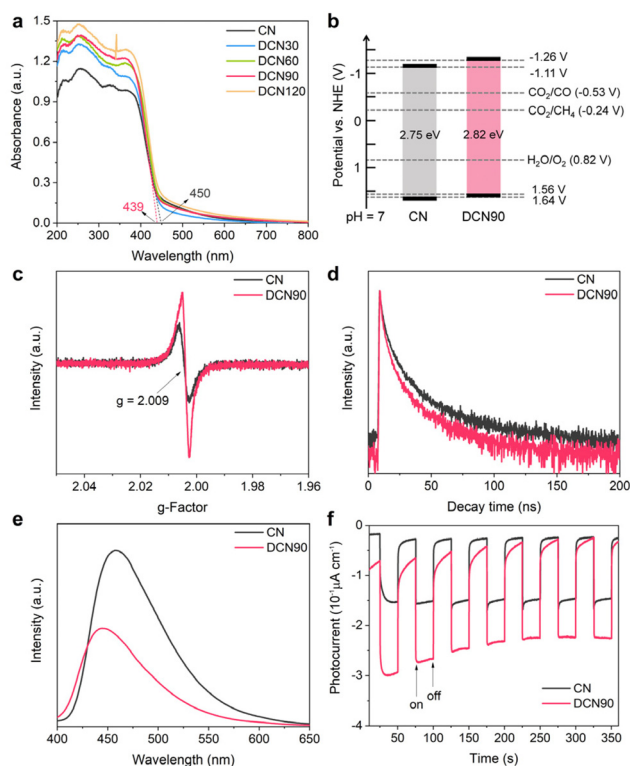


Fig. 3 (a) UV-vis DRS spectra of various samples. (b) Electronic band structure, (c) EPR spectra, (d) time-resolved PL spectra, (e) steady-state PL spectra, and (f) transient photocurrent response of the CN and DCN90 samples.

Table 1 Summary of the photoluminescence decay time (τ) and their pre-exponential factor (B) of the CN and DCN90 samples. The calculation formula of average lifetime is as follows: $\tau_{\text{ave}} = (B_1\tau_1^2 + B_2\tau_2^2 + B_3\tau_3^2)/(B_1\tau_1 + B_2\tau_2 + B_3\tau_3)$

Samples	Decay time (ns)			Pre-exponential factor (%)			τ_{ave} (ns)
	τ_1	τ_2	τ_3	B_1	B_2	B_3	
CN	1.59	7.44	35.56	20.87	47.70	31.43	28.2
DCN90	1.08	5.29	27.67	20.41	48.55	31.04	22.1

To evaluate the photocatalytic activity of the samples, CO₂ reduction tests were carried out under full spectrum irradiation without any cocatalyst or sacrificial reagent. Fig. 4a shows that CO is the primary CO₂ reduction product, along with a small amount of CH₄. This is because the reduction of CO₂ into CO follows the two-electron reduction process, which is easier than the eight-electron reduction of CO₂ into CH₄. Unmodified CN shows a very low photocatalytic performance,

and the yields of CO and CH₄ are 2.61 and 0.20 μmol h⁻¹ g⁻¹, respectively. After grafting hydrophobic alkyl groups onto g-C₃N₄, the photocatalytic activity of samples is greatly enhanced. In particular, DCN90 exhibits an optimal CO₂ reduction performance with yields of 19.77 μmol h⁻¹ g⁻¹ for CO and 1.09 μmol h⁻¹ g⁻¹ for CH₄, which are higher than many reported results (Table 2). The total CO₂ conversion of DCN90 is 7.4-fold that of CN.

In addition, photocatalytic cycle tests were conducted to investigate the stability of DCN90. After three consecutive runs, 81.7% of the total CO₂ conversion performance of DCN90 is still retained with no obvious change in morphology, hydrophilicity, and chemical structure (Fig. 4b and S9–S11†). A certain degree of decreased activity might be caused by the occupation of active sites due to the adsorption of intermediates on the surface of DCN90. Finally, control experiments were carried out to determine the carbon source of the reduction products. From Fig. 4c, without a photocatalyst and under a N₂ atmosphere, a little CO is observed and no CH₄ is detected. Furthermore, with DCN90 irradiated under a N₂ atmosphere, a very similar result is obtained. The small amounts of CO produced might originate from the pollution of the apparatus.⁶² However, when DCN90 is irradiated under a CO₂ atmosphere, a rapidly enhanced CO yield is observed, and CH₄ is also detected. These results strongly affirm that CO and CH₄ are produced by CO₂ photoreduction.

Based on the above results of CO₂ photoreduction and the characterization of the physical and photoelectrochemical properties of the samples, a rational photocatalytic mechanism is

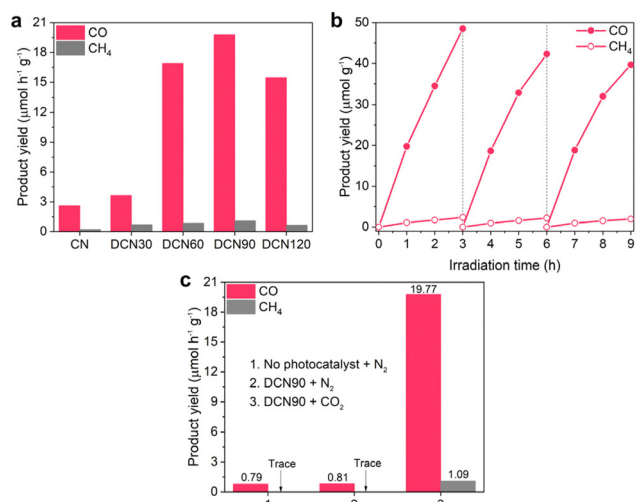


Fig. 4 (a) Photocatalytic CO₂ reduction performance of various samples. (b) Cycle tests and (c) control experiments of CO₂ photoreduction over the DCN90 sample.

Table 2 Comparison of the photocatalytic activity and the reaction conditions with other g-C₃N₄-based photocatalysts for CO₂ reduction (LS, CS, TOR, SR, AOP, TEOA, and MeOH represent the light source, the CO₂ source, the type of reaction, the sacrificial reagent, the amount of photocatalyst, triethanolamine, and methanol, respectively)

Materials	LS	CS	TOR	SR	AOP (mg)	Product yield (μmol h ⁻¹ g ⁻¹)	Ref.
DCN90	300 W Xe lamp (full spectrum)	CO ₂ gas	Gas–solid	—	50	CO: 19.77 CH ₄ : 1.09	This work
g-CN-0.01Dbc	300 W Xe lamp	CO ₂ gas	Liquid–solid	—	20	CO: 2.4	19
g-C ₃ N ₄ /7Ag/m-CeO ₂	8 W UV lamp	CO ₂ gas	Liquid–solid	TEOA	100	CO: 1.39 CH ₄ : 0.74	52
OCCN _{0.25}	4 W UV lamp (254 nm, 40 μW cm ⁻²)	CO ₂ gas	Liquid–solid	—	20	CO: 8.74	53
CMN	300 W Xe lamp	CO ₂ gas	Gas–solid	—	30	CO: 18.8 CH ₄ : 1.8	54
10TC	300 W Xe lamp (λ ≥ 420 nm)	NaHCO ₃ + H ₂ SO ₄	Gas–solid	—	20	CO: 5.19 CH ₄ : 0.044	16
CFC-0.2	350–780 nm	CO ₂ gas	Gas–solid	—	50	CO: 8.182 CH ₄ : 0.0805	55
2Au-CN	300 W Xe lamp (full spectrum)	CO ₂ gas	Gas–solid	—	50	CO: 6.585 CH ₄ : 1.55	56
3% Ni/NiO/g-C ₃ N ₄	300 W Xe lamp (full spectrum)	CO ₂ gas	Gas–solid	—	50	CO: 13.955 CH ₄ : 2.08	57
Ni ₅ -CN	300 W Xe lamp (λ ≥ 420 nm)	CO ₂ gas	Gas–solid	—	25	CO: 8.6 CH ₄ : 0.5	58
CABB@C ₃ N ₄ -82%	AM1.5G (150 mW cm ⁻²)	CO ₂ gas	Liquid–solid	MeOH	15	CO: <0.75 CH ₄ : <1.35	59
5BSCN	300 W Xe lamp (full spectrum)	NaHCO ₃ + H ₂ SO ₄	Gas–solid	—	50	CO: 8.2	15
BiCN-0.6	AM1.5G	CO ₂ gas	Liquid–solid	—	50	CO: 3.78 CH ₄ : 1.65	60
CZTS-CN	400 W Xe lamp (λ ≥ 420 nm)	CO ₂ gas	Gas–solid	—	100	CO: 2.402 CH ₄ : 0.752	61

proposed. First, under irradiation, the electrons in VB are excited and jump into CB. As for the hydrophobic alkyl group-decorated DCN90, a more negative E_{CB} allows for a stronger electron reduction ability. Furthermore, the electron-rich alkyl groups can increase the charge density of g-C₃N₄ and boost the separation of photogenerated charge carriers. In addition, due to the insertion effect of the hydrophobic alkyl groups, g-C₃N₄ becomes thinner, which enlarges the specific surface area to provide more active sites. Meanwhile, the hydrophilicity of g-C₃N₄ is also regulated to optimize the simultaneous adsorption of H₂O and CO₂ molecules. All these factors synergistically endow DCN90 with a more favorable photoelectronic nature, thus leading to greatly enhanced photocatalytic activity compared with pristine g-C₃N₄.

Conclusions

In summary, hydrophobic alkyl group-decorated g-C₃N₄ is prepared by an easy photoinduced grafting method. The optimal photocatalyst (DCN90) demonstrates excellent photocatalytic CO₂ reduction activity. The yields of CO and CH₄ reach 19.77 and 1.09 $\mu\text{mol h}^{-1} \text{g}^{-1}$, respectively, and the total CO₂ conversion is 7.4-fold that of pristine g-C₃N₄. The promotion of CO₂ photoreduction performance is mainly attributed to the grafting of hydrophobic alkyl groups. On the one hand, alkyl groups regulate the band structure, increase the electron density, and boost the separation of photoinduced charge carriers of g-C₃N₄. On the other hand, alkyl groups are inserted into the interlayer of g-C₃N₄, enlarging the specific surface area to provide more active sites and optimizing the adsorption of H₂O and CO₂ molecules. All these factors synergistically endow hydrophobic alkyl group-modified g-C₃N₄ with enhanced photocatalytic activity. This work offers a straightforward yet effective strategy to design highly efficient g-C₃N₄-based photocatalysts for photocatalytic energy conversion.

Author contributions

Chao Yang: conceptualization, experiments and data processing, formal analysis, and writing – original draft. Yanting Hou: experiments and formal analysis. Guoqiang Luo: resource and writing – review & editing. Jianguo Yu: resource and writing – review & editing. Shaowen Cao: formal analysis, resource, writing – review & editing and supervision.

Conflicts of interest

There are no conflicts to declare.

Acknowledgements

This work was financially supported by the Key-Area Research and Development Program of Guangdong Province

(2021B0707050001), the National Natural Science Foundation of China (51922081, 51961135303, and 51932007), and the Self-Innovation Research Funding Project of Hanjiang Laboratory (HJL202202A001).

References

- 1 Y. S. Zhou, Z. T. Wang, L. Huang, S. Zaman, K. Lei, T. Yue, Z. A. Li, B. You and B. Y. Xia, Engineering 2D photocatalysts toward carbon dioxide reduction, *Adv. Energy Mater.*, 2021, **11**, 2003159.
- 2 M. Sayed, F. Y. Xu, P. Y. Kuang, J. X. Low, S. Y. Wang, L. Y. Zhang and J. G. Yu, Sustained CO₂-photoreduction activity and high selectivity over Mn, C-codoped ZnO core-triple shell hollow spheres, *Nat. Commun.*, 2021, **12**, 4936.
- 3 M. Sayed, J. G. Yu, G. Liu and M. Jaroniec, Non-noble plasmonic metal-based photocatalysts, *Chem. Rev.*, 2022, **122**, 10484–10537.
- 4 X. G. Fei, H. Y. Tan, B. Cheng, B. C. Zhu and L. Y. Zhang, 2D/2D black phosphorus/g-C₃N₄ S-scheme heterojunction photocatalysts for CO₂ reduction investigated using DFT calculations, *Acta Phys.-Chim. Sin.*, 2021, **37**, 2010027.
- 5 S. Wageh, A. A. Al-Ghamdi and L. J. Liu, S-scheme heterojunction photocatalyst for CO₂ photoreduction, *Acta Phys.-Chim. Sin.*, 2021, **37**, 2010024.
- 6 X. Y. Jiang, J. D. Huang, Z. H. Bi, W. J. Ni, G. Gurzadyan, Y. A. Zhu and Z. Y. Zhang, Plasmonic active “hot spots”-confined photocatalytic CO₂ reduction with high selectivity for CH₄ production, *Adv. Mater.*, 2022, **34**, 2109330.
- 7 N. Lu, M. Y. Zhang, X. D. Jing, P. Zhang, Y. A. Zhu and Z. Y. Zhang, Electrospun semiconductor-based nano-heterostructures for photocatalytic energy conversion and environmental remediation: Opportunities and challenges, *Energy Environ. Mater.*, 2022, DOI: [10.1002/eeem2.12338](https://doi.org/10.1002/eeem2.12338).
- 8 Z. F. Chen, S. C. Lu, Q. L. Wu, F. He, N. Q. Zhao, C. N. He and C. S. Shi, Salt-assisted synthesis of 3D open porous g-C₃N₄ decorated with cyano groups for photocatalytic hydrogen evolution, *Nanoscale*, 2018, **10**, 3008–3013.
- 9 C. L. Zhu, T. Wei, Y. Wei, L. Wang, M. Lu, Y. P. Yuan, L. S. Yin and L. Huang, Unravelling intramolecular charge transfer in donor-acceptor structured g-C₃N₄ for superior photocatalytic hydrogen evolution, *J. Mater. Chem. A*, 2021, **9**, 1207–1212.
- 10 X. Y. Jiang, Z. Y. Zhang, M. H. Sun, W. Z. Liu, J. D. Huang and H. Y. Xu, Self-assembly of highly-dispersed phosphotungstic acid clusters onto graphitic carbon nitride nanosheets as fascinating molecular-scale Z-scheme heterojunctions for photocatalytic solar-to-fuels conversion, *Appl. Catal., B*, 2021, **281**, 119473.
- 11 X. Zhao, Y. Y. Fan, W. S. Zhang, X. J. Zhang, D. X. Han, L. Niu and A. Ivaska, Nanoengineering construction of Cu₂O nanowire arrays encapsulated with g-C₃N₄ as 3D spatial reticulation all-solid-state direct Z-scheme photocatalysts for photocatalytic reduction of carbon dioxide, *ACS Catal.*, 2020, **10**, 6367–6376.

- 12 P. F. Xia, B. C. Zhu, J. G. Yu, S. W. Cao and M. Jaroniec, Ultra-thin nanosheet assemblies of graphitic carbon nitride for enhanced photocatalytic CO₂ reduction, *J. Mater. Chem. A*, 2017, **5**, 3230–3238.
- 13 Y. Xia, Z. H. Tian, T. Heil, A. Y. Meng, B. Cheng, S. W. Cao, J. G. Yu and M. Antonietti, Highly selective CO₂ capture and its direct photochemical conversion on ordered 2D/1D heterojunctions, *Joule*, 2019, **3**, 2792–2805.
- 14 Q. L. Xu, Z. H. Xia, J. M. Zhang, Z. Y. Wei, Q. Guo, H. L. Jin, H. Tang, S. Z. Li, X. C. Pan, Z. Su and S. Wang, Recent advances in solar-driven CO₂ reduction over g-C₃N₄-based photocatalysts, *Carbon Energy*, 2022, DOI: [10.1002/cey2.205](https://doi.org/10.1002/cey2.205).
- 15 Y. H. Huang, K. Wang, T. Guo, J. Li, X. Y. Wu and G. K. Zhang, Construction of 2D/2D Bi₂Se₃/g-C₃N₄ nanocomposite with high interfacial charge separation and photo-heat conversion efficiency for selective photocatalytic CO₂ reduction, *Appl. Catal., B*, 2020, **277**, 119232.
- 16 C. Yang, Q. Y. Tan, Q. Li, J. Zhou, J. J. Fan, B. Li, J. Sun and K. L. Lv, 2D/2D Ti₃C₂ MXene/g-C₃N₄ nanosheets heterojunction for high efficient CO₂ reduction photocatalyst: Dual effects of urea, *Appl. Catal., B*, 2020, **268**, 118738.
- 17 D. P. Dong, C. X. Yan, J. D. Huang, N. Lu, P. Y. Wu, J. Wang and Z. Y. Zhang, An electron-donating strategy to guide the construction of MOF photocatalysts toward co-catalyst-free highly efficient photocatalytic H₂ evolution, *J. Mater. Chem. A*, 2019, **7**, 24180–24185.
- 18 J. Wang, S. W. Cao and J. G. Yu, Nanocages of polymeric carbon nitride from low-temperature supramolecular preorganization for photocatalytic CO₂ reduction, *Sol. RRL*, 2020, **4**, 1900469.
- 19 X. H. Song, X. Y. Zhang, M. Wang, X. Li, Z. Zhu, P. W. Huo and Y. S. Yan, Fabricating intramolecular donor–acceptor system via covalent bonding of carbazole to carbon nitride for excellent photocatalytic performance towards CO₂ conversion, *J. Colloid Interface Sci.*, 2021, **594**, 550–560.
- 20 S. J. Wan, J. S. Xu, S. W. Cao and J. G. Yu, Promoting intramolecular charge transfer of graphitic carbon nitride by donor–acceptor modulation for visible-light photocatalytic H₂ evolution, *Interdiscip. Mater.*, 2022, **1**, 294–308.
- 21 Y. Xia, K. Xiao, B. Cheng, J. G. Yu, L. Jiang, M. Antonietti and S. W. Cao, Improving artificial photosynthesis over carbon nitride by gas–liquid–solid interface management for full light-induced CO₂ reduction to C₁ and C₂ fuels and O₂, *ChemSusChem*, 2020, **13**, 1730–1734.
- 22 Q. H. Zhang, Y. Xia and S. W. Cao, “Environmental phosphorylation” boosting photocatalytic CO₂ reduction over polymeric carbon nitride grown on carbon paper at air–liquid–solid joint interfaces, *Chin. J. Catal.*, 2021, **42**, 1667–1676.
- 23 D. Raciti, M. Mao, J. H. Park and C. Wang, Mass transfer effects in CO₂ reduction on Cu nanowire electrocatalysts, *Catal. Sci. Technol.*, 2018, **8**, 2364–2369.
- 24 A. Li, Q. Cao, G. Y. Zhou, B. V. K. J. Schmidt, W. J. Zhu, X. T. Yuan, H. L. Huo, J. L. Gong and M. Antonietti, Three-phase photocatalysis for the enhanced selectivity and activity of CO₂ reduction on a hydrophobic surface, *Angew. Chem., Int. Ed.*, 2019, **58**, 14549–14555.
- 25 B. Kumru, M. Antonietti and B. V. K. J. Schmidt, Enhanced dispersibility of graphitic carbon nitride particles in aqueous and organic media via a one-pot grafting approach, *Langmuir*, 2017, **33**, 9897–9906.
- 26 C. Yang, S. S. Zhang, Y. Huang, K. L. Lv, S. Fang, X. F. Wu, Q. Li and J. J. Fan, Sharply increasing the visible photoreactivity of g-C₃N₄ by breaking the intralayered hydrogen bonds, *Appl. Surf. Sci.*, 2020, **505**, 144654.
- 27 F. Yang, D. Z. Liu, Y. X. Li, L. J. Cheng and J. H. Ye, Salt-template-assisted construction of honeycomb-like structured g-C₃N₄ with tunable band structure for enhanced photocatalytic H₂ production, *Appl. Catal., B*, 2019, **240**, 64–71.
- 28 L.-Z. Qin, Y.-Z. Lin, Y.-C. Dou, Y.-J. Yang, K. Li, T. Li and F.-T. Liu, Toward enhanced photocatalytic activity of graphite carbon nitride through rational design of noble metal-free dual cocatalysts, *Nanoscale*, 2020, **12**, 13829–13837.
- 29 H. Li, F. Li, J. G. Yu and S. W. Cao, 2D/2D FeNi-LDH/g-C₃N₄ hybrid photocatalyst for enhanced CO₂ photoreduction, *Acta Phys.-Chim. Sin.*, 2020, **37**, 2010073.
- 30 S. Y. Gao, S. J. Wan, J. G. Yu and S. W. Cao, Donor–acceptor modification of carbon nitride for enhanced photocatalytic hydrogen evolution, *Adv. Sustainable Syst.*, 2022, **6**, 2200130.
- 31 M.-M. Liu, S.-M. Ying, B.-G. Chen, H.-X. Guo and X.-G. Huang, Ag@g-C₃N₄ nanocomposite: An efficient catalyst inducing the reduction of 4-nitrophenol, *Chin. J. Struct. Chem.*, 2021, **40**, 1372–1378.
- 32 Q. Li, S. C. Wang, Z. X. Sun, Q. J. Tang, Y. Q. Liu, L. Z. Wang, H. Q. Wang and Z. B. Wu, Enhanced CH₄ selectivity in CO₂ photocatalytic reduction over carbon quantum dots decorated and oxygen doping g-C₃N₄, *Nano Res.*, 2019, **12**, 2749–2759.
- 33 S. R. Tao, S. J. Wan, Q. Y. Huang, C. M. Li, J. G. Yu and S. W. Cao, Molecular engineering of g-C₃N₄ with dibenzothiothiophene groups as electron donor for enhanced photocatalytic H₂-production, *Chin. J. Struct. Chem.*, 2022, **41**, 2206048–2206054.
- 34 O. V. Kuznetsov, A. Cole, M. Pulikkathara and V. N. Khabashesku, Sidewall alkylcarboxylation of carbon nanotubes through reactions of fluoronanotubes with functional free radicals, *Russ. Chem. Bull., Int. Ed.*, 2011, **60**, 2212–2221.
- 35 F. Dong, S. Guo, H. Q. Wang, X. F. Li and Z. B. Wu, Enhancement of the visible light photocatalytic activity of C-doped TiO₂ nanomaterials prepared by a green synthetic approach, *J. Phys. Chem. C*, 2011, **115**, 13285–13292.
- 36 P. F. Xia, S. W. Cao, B. C. Zhu, M. J. Liu, M. S. Shi, J. G. Yu and Y. F. Zhang, Designing 0D/2D S-scheme heterojunction over polymeric carbon nitride for visible-light photocatalytic inactivation of bacteria, *Angew. Chem., Int. Ed.*, 2020, **59**, 5218–5225.
- 37 C. Yang, Y. J. Wang, J. G. Yu and S. W. Cao, Ultrathin 2D/2D graphdiyne/Bi₂WO₆ heterojunction for gas-phase CO₂

- photoreduction, *ACS Appl. Energy Mater.*, 2021, **4**, 8734–8738.
- 38 M. Thommes, K. Kaneko, A. V. Neimark, J. P. Olivier, F. Rodriguez-Reinoso, J. Rouquerol and K. S. W. Sing, Physisorption of gases, with special reference to the evaluation of surface area and pore size distribution (IUPAC Technical Report), *Pure Appl. Chem.*, 2015, **87**, 1051–1069.
- 39 S. W. Cao, Y. J. Wang, B. C. Zhu, G. C. Xie, J. G. Yu and J. R. Gong, Enhanced photochemical CO₂ reduction in the gas phase by graphdiyne, *J. Mater. Chem. A*, 2020, **8**, 7671–7676.
- 40 S. Wageh, O. A. Al-Hartomy, M. F. Alotaibi and L.-J. Liu, Ionized cocatalyst to promote CO₂ photoreduction activity over core–triple-shell ZnO hollow spheres, *Rare Met.*, 2022, **41**, 1077–1079.
- 41 R. Shi, F. L. Liu, Z. Wang, Y. X. Weng and Y. Chen, Black/red phosphorus quantum dots for photocatalytic water splitting: From a type I heterostructure to a Z-scheme system, *Chem. Commun.*, 2019, **55**, 12531–12534.
- 42 Q. Li, Y. Xia, C. Yang, K. L. Lv, M. Lei and M. Li, Building a direct Z-scheme heterojunction photocatalyst by ZnIn₂S₄ nanosheets and TiO₂ hollowspheres for highly-efficient artificial photosynthesis, *Chem. Eng. J.*, 2018, **349**, 287–296.
- 43 M. Zhang, Y. F. Li, W. Chang, W. Zhu, L. H. Zhang, R. X. Jin and Y. Xing, Negative inductive effect enhances charge transfer driving in sulfonic acid functionalized graphitic carbon nitride with efficient visible-light photocatalytic performance, *Chin. J. Catal.*, 2022, **43**, 526–535.
- 44 C. Cheng, B. W. He, J. J. Fan, B. Cheng, S. W. Cao and J. G. Yu, An inorganic/organic S-scheme heterojunction H₂-production photocatalyst and its charge transfer mechanism, *Adv. Mater.*, 2021, **33**, 2100317.
- 45 L. Shi, L. Q. Yang, W. Zhou, Y. Y. Liu, L. S. Yin, X. Hai, H. Song and J. H. Ye, Photoassisted construction of holey defective g-C₃N₄ photocatalysts for efficient visible-light-driven H₂O₂ production, *Small*, 2018, **14**, 1703142.
- 46 J. Echeverría, Alkyl groups as electron density donors in π -hole bonding, *CrystEngComm*, 2017, **19**, 6289–6296.
- 47 G. G. Zhang, G. S. Li, Z. A. Lan, L. H. Lin, A. Savateev, T. Heil, S. Zafeiratos, X. C. Wang and M. Antonietti, Optimizing optical absorption, exciton dissociation, and charge transfer of a polymeric carbon nitride with ultra-high solar hydrogen production activity, *Angew. Chem., Int. Ed.*, 2017, **56**, 13445–13449.
- 48 W. L. Wang, W. L. Zhao, H. C. Zhang, X. C. Dou and H. F. Shi, 2D/2D step-scheme α -Fe₂O₃/Bi₂WO₆ photocatalyst with efficient charge transfer for enhanced photo-Fenton catalytic activity, *Chin. J. Catal.*, 2021, **42**, 97–106.
- 49 T. M. Su, Z. D. Hood, M. Naguib, L. Bai, S. Luo, C. M. Rouleau, I. N. Ivanov, H. B. Ji, Z. Z. Qin and Z. L. Wu, 2D/2D heterojunction of Ti₃C₂/g-C₃N₄ nanosheets for enhanced photocatalytic hydrogen evolution, *Nanoscale*, 2019, **11**, 8138–8149.
- 50 K. Wang, X. Z. Feng, Y. Z. Shangguan, X. Y. Wu and H. Chen, Selective CO₂ photoreduction to CH₄ mediated by dimension-matched 2D/2D Bi₃NbO₇/g-C₃N₄ S-scheme heterojunction, *Chin. J. Catal.*, 2022, **43**, 246–254.
- 51 L. Cheng, P. Zhang, Q. Y. Wen, J. J. Fan and Q. J. Xiang, Copper and platinum dual-single-atoms supported on crystalline graphitic carbon nitride for enhanced photocatalytic CO₂ reduction, *Chin. J. Catal.*, 2022, **43**, 451–460.
- 52 H. Q. Wang, J. R. Guan, J. Z. Li, X. Li, C. C. Ma, P. W. Huo and Y. S. Yan, Fabricated g-C₃N₄/Ag/m-CeO₂ composite photocatalyst for enhanced photoconversion of CO₂, *Appl. Surf. Sci.*, 2020, **506**, 144931.
- 53 X. H. Song, X. Li, X. Y. Zhang, Y. F. Wu, C. C. Ma, P. W. Huo and Y. S. Yan, Fabricating C and O co-doped carbon nitride with intramolecular donor-acceptor systems for efficient photoreduction of CO₂ to CO, *Appl. Catal., B*, 2020, **268**, 118736.
- 54 F. Li, D. N. Zhang and Q. J. Xiang, Nanosheet-assembled hierarchical flower-like g-C₃N₄ for enhanced photocatalytic CO₂ reduction activity, *Chem. Commun.*, 2020, **56**, 2443–2446.
- 55 Z. M. Sun, W. Fang, L. Zhao, H. Chen, X. He, W. X. Li, P. Tian and Z. H. Huang, g-C₃N₄ foam/Cu₂O QDs with excellent CO₂ adsorption and synergistic catalytic effect for photocatalytic CO₂ reduction, *Environ. Int.*, 2019, **130**, 104898.
- 56 H. L. Li, Y. Gao, Z. Xiong, C. Liao and K. M. Shih, Enhanced selective photocatalytic reduction of CO₂ to CH₄ over plasmonic Au modified g-C₃N₄ photocatalyst under UV-vis light irradiation, *Appl. Surf. Sci.*, 2018, **439**, 552–559.
- 57 C. Q. Han, R. M. Zhang, Y. H. Ye, L. Wang, Z. Y. Ma, F. Y. Su, H. Q. Xie, Y. Zhou, P. K. Wong and L. Q. Ye, Chainmail co-catalyst of NiO shell-encapsulated Ni for improving photocatalytic CO₂ reduction over g-C₃N₄, *J. Mater. Chem. A*, 2019, **7**, 9726–9735.
- 58 L. Cheng, H. Yin, C. Cai, J. J. Fan and Q. J. Xiang, Single Ni atoms anchored on porous few-layer g-C₃N₄ for photocatalytic CO₂ reduction: The role of edge confinement, *Small*, 2020, **16**, 2002411.
- 59 Y. Y. Wang, H. L. Huang, Z. Z. Zhang, C. Wang, Y. Y. Yang, Q. Li and D. S. Xu, Lead-free perovskite Cs₂AgBiBr₆@g-C₃N₄ Z-scheme system for improving CH₄ production in photocatalytic CO₂ reduction, *Appl. Catal., B*, 2021, **282**, 119570.
- 60 J.-W. Gu, R.-T. Guo, Y.-F. Miao, Y.-Z. Liu, G.-L. Wu, C.-P. Duan and W.-G. Pan, Noble-metal-free Bi/g-C₃N₄ nanohybrids for efficient photocatalytic CO₂ reduction under simulated irradiation, *Energy Fuels*, 2021, **35**, 10102–10112.
- 61 A. Raza, A. A. Haidry and J. Saddique, *In situ* synthesis of Cu₂ZnSnS₄/g-C₃N₄ heterojunction for superior visible light-driven CO₂ reduction, *J. Phys. Chem. Solids*, 2022, **165**, 110694.
- 62 K. F. Wang, L. Zhang, Y. Su, D. K. Shao, S. W. Zeng and W. Z. Wang, Photoreduction of carbon dioxide of atmospheric concentration to methane with water over CoAl-layered double hydroxide nanosheets, *J. Mater. Chem. A*, 2018, **6**, 8366–8373.