

PAPER

View Article Online
View Journal | View IssueCite this: *Energy Environ. Sci.*, 2021, 14, 4038Probing fundamental losses in nanostructured Ta₃N₅ photoanodes: design principles for efficient water oxidation†Vikas Nandal, *^a Yuriy Pihosh, *^b Tomohiro Higashi, ^c Tsutomu Minegishi, ^d Taro Yamada, ^b Kazuhiko Seki, *^a Masakazu Sugiyama^d and Kazunari Domen *^b

Tantalum nitride (Ta₃N₅) is a visible-light-responsive semiconductor that may be capable of achieving the 10% solar-to-hydrogen (STH) efficiency required to allow the commercialization of water splitting systems. However, despite immense research efforts, the highest STH efficiency yet reported for photoanodes based on Ta₃N₅-nanorods (NRs) is only 2.7%. Therefore, it is imperative to build a theoretical foundation that explains the various loss mechanisms and their correlations with structural and material properties, so as to optimize the performance of this material. The present work devised a detailed numerical model based on an in-depth analysis of the performance characteristics of photoanodes made from either Ba-doped or undoped Ta₃N₅-NRs. This experimentally calibrated optoelectrical modelling enabled predictions of various factors related to performance loss, including optical effects, charge carrier recombination and resistive loss. Certain physical parameters, such as charge carrier lifetime, diffusion length, hole extraction rate from the NR surfaces to the electrolyte and the series resistance of the photoanode, could also be calculated. The results show that the enhanced performance obtained with Ba doping can be primarily attributed to increases in the carrier lifetime and diffusion length. The present model was recalibrated using experimental data from the literature to examine hidden effects of the NRs' dimensions on optical and recombination losses. On this basis, various design principles are presented herein that should allow the fabrication of efficient Ta₃N₅-NRs photoanodes for commercial STH production.

Received 2nd April 2021,
Accepted 29th April 2021

DOI: 10.1039/d1ee01004b

rsc.li/ees

Broader context

The market deployment of eco-friendly and sustainable solar water splitting technology requires the development of efficient visible light absorbing photocatalysts for the desired solar-to-hydrogen (STH) efficiency of 10%. Among the (oxy)nitride materials, the narrow energy band gap Ta₃N₅ absorbs the visible portion of solar spectrum with the theoretical efficiency limit of 15.25%. However, to date, the highest reported efficiency for nanostructured Ta₃N₅-nanorods (NRs) based photoanodes is only 2.7% which is far from the target value for commercialization. To bridge this gap, it is imperative to probe various performance loss mechanisms and their correlation with the material/device parameters of Ta₃N₅-NRs photoanodes. Such investigations are necessary to develop performance optimization guideline schemes towards the realization of highly efficient Ta₃N₅-NRs based photoanodes. Through detailed numerical modelling, we provide a detailed analysis to unveil the unfavourable impact of optical, recombination, and resistive losses, in addition to the parameters such as carrier lifetime, diffusion length, hole extraction rate, and parasitic series resistance. Multiple experimental data analyses enable us to discuss the design strategies to maximize water oxidation reactivity and ultimately improve the efficiency from 0.58% to 1.65%. Device modelling capabilities presented herein represent an essential research step towards the implementation of commercial STH production.

^a Nanomaterials Research Institute, National Institute of Advanced Industrial Science and Technology, 1-1-1 Higashi, Tsukuba, Ibaraki 305-8565, Japan. E-mail: nk.nandal@aist.go.jp, k-seki@aist.go.jp

^b University Professors Office, The University of Tokyo, 7-3-1 Hongo, Bunkyo-ku, Tokyo 113-8656, Japan. E-mail: domen@chemsys.t.u-tokyo.ac.jp, pihosh_y@arphem.t.u-tokyo.ac.jp

^c Department of Chemical System Engineering, School of Engineering, The University of Tokyo, 7-3-1 Hongo, Bunkyo-ku, Tokyo 113-8656, Japan

^d Research Center for Advanced Science and Technology, The University of Tokyo, 4-6-1, Komaba, Meguro-ku, Tokyo 153-8904, Japan

† Electronic supplementary information (ESI) available: Estimation of maximum theoretical STH efficiency of Ta₃N₅. Details of fabrication processes, conditions; and characterizations. XRD, XPS, and EDS analysis. Procedure of FeNiO_x co-catalyst loading. Mott-Schottky analysis. Evolution of H₂ and O₂ gases measured by gas chromatography. Methodology of optical and electrical simulations along with the details of employed material parameters. Extracted material parameters from optoelectrical model calibration. See DOI: 10.1039/d1ee01004b

* Authors with equal contribution.



Introduction

Artificial photosynthesis is a potential means of addressing global environmental and energy issues by harvesting sunlight to generate hydrogen and oxygen *via* water splitting to obtain clean and sustainable fuels.^{1–6} Water splitting occurs as solar energy is absorbed by a semiconductor to generate mobile holes and electrons that subsequently migrate to the surface of the material, where they participate in water oxidation and reduction, respectively.^{7,8} The present impediment to the application of this technology is the challenge in realizing solar-to-hydrogen (STH) energy conversion efficiencies in excess of 10% along with suitable stability and scalability of the semiconductor materials. Recently, our group reported a quantum efficiency value close to 100% as a result of the facet engineering of Al-doped SrTiO₃,⁹ demonstrating the feasibility of eliminating charge carrier recombination in this compound. Although this photocatalyst absorbs only ultraviolet light, these prior results demonstrate that a high STH efficiency can be achieved by optimizing both the semiconductor composition and structure. Such optimization must align the semiconductor energy level with the water redox potential, provide significant visible light absorption, and allow efficient generation, separation and transport of charge carriers to provide a high level of surface photocatalytic activity.¹⁰

Among the various narrow band gap semiconductor materials,⁸ Ta₃N₅ has been widely researched, including by our group, as a photoanode material for photoelectrochemical (PEC) water splitting.^{11–14} Ta₃N₅ exhibits most of the essential prerequisite properties for overall water splitting. Specifically, its conduction band minimum is situated above the water reduction potential, whereas the valence band maximum is below the water oxidation potential at a pH of 0. In addition, this material has a band gap of 2.1 eV, suggesting that it should absorb visible light up to 590 nm and provides a theoretical current density of 12.4 mA cm^{−2} and an STH efficiency of 15.25% (Fig. S1, ESI†) at 100% external quantum efficiency. Liu *et al.* reported obtaining a record photocurrent density of approximately 12 mA cm^{−2} at 1.23 V_{RHE} from an photoanode made of a thin film of Ta₃N₅ covered with TiO₂, ferrihydrite (Fh) and Ni(OH)_x as hole storage materials, and a molecular co-catalyst.¹⁵ The use of multiple complexes under the specific operating conditions that were applied was found to decrease the photocurrent over a prolonged reaction time and reduce the long-term stability of the photoanode. The surface treatment of Ta₃N₅ is evidently essential to improving its stability by inhibiting corrosion *via* the formation of an insulating oxide layer during the water oxidation process. As an example, Zhong *et al.* demonstrated the surface modification of a thin Ta₃N₅ film with a protective layer of GaN and a Co–Pi cocatalyst, such that the resulting photoanode produced a stable photocurrent of approximately 8 mA cm^{−2} under illumination for 10 h.¹⁶ However, the photocurrent density obtained from this specimen was low compared with the theoretical maximum. This result indicated inefficient charge separation and transport, leading to significant photogenerated charge carrier recombination losses inside the Ta₃N₅ semiconductor.

Various nanostructured Ta₃N₅-based photoanodes, with morphologies such as nanorods (NRs), nanotubes and nanowires, have been employed to decouple the optical and electrical characteristic lengths to allow for efficient light absorption and charge transport.^{17–21} Recently, we demonstrated that a photoanode based on vertically aligned Ta₃N₅-NRs exhibited the highest photocurrent density yet reported (close to 10 mA cm^{−2}) together with an STH efficiency of approximately 2.7%.²¹ This prior work indicated that high performance photoanodes could be realized by the careful optimization of the NR lengths and diameters. In other trials, Ba, Mg, Zr, K and Na were introduced into Ta₃N₅-based photoanodes to increase the photocatalytic activity.^{22–26} As an example, Yanbo *et al.* showed that the doping of Ta₃N₅-NRs with Ba improved the photocurrent density at 1.23 V_{RHE} from 5.25 to 6.7 mA cm^{−2}, while also decreasing the onset potential for enhanced STH efficiency (to 1.5%).²² This performance gain was attributed to the increased electrical conductivity of the interlayer between the Ta₃N₅-NRs and the substrate, together with a higher electron density in the NRs and a negative shift in the flat band potential with Ba doping. Even so, despite the above-mentioned structural and compositional tailoring, the STH efficiency of a Ta₃N₅-based photoanode in response to visible light remains much lower than the target value of 10% required to compete with existing technologies and allow commercialization. Prior research using a modified Gartner model has established that the minimal diffusion of minority holes in the bulk material is the primary cause of the inefficient performance characteristics of Ta₃N₅-based photoanodes.²⁷ This is a simplified model that simulates a photocurrent for a reverse biased semiconductor p–n junction device in which the charge transport is one dimensional (1D) and recombination in the space charge region (SCR) is not considered.²⁸ Reichman incorporated SCR recombination into the Gartner model to account for limited charge transfer kinetics and used the revised model to examine the performance characteristics of semiconductor–electrolyte junction devices.²⁹ Despite such modification, the assumption of 1D charge transport is not valid for NRs-based photoanodes, and so a more in-depth analysis is required to build a theoretical foundation to understand the performance loss mechanisms and governing parameters of Ta₃N₅-NRs photoanodes. This information will be vital to developing guidelines for the optimization and fabrication of these highly efficient nanostructured devices.

In the present work, we developed a detailed optoelectrical model to assess the current–potential characteristics of Ta₃N₅-NR photoanodes. Two cases were considered: Ba-doped Ta₃N₅-NRs (Ba:Ta₃N₅-NRs) and undoped Ta₃N₅ NRs, both loaded with FeNiO_x as a cocatalyst. The results indicated that Ba doping improved the performance of the photoanodes. In addition, optoelectrical simulations showed that the performance metrics for these photoanodes, including the current density at 1.23 V_{RHE}, fill factor, onset potential and STH efficiency, were limited by losses originating from the transmission and reflection of incident light (that is, by optics effects), charge carrier recombination and series resistance. Factors related to the component materials that limit performance but are not easily accessible through experimental work were also examined. In this manner, we



demonstrated that Ba doping increased the carrier lifetime, which was the primary reason for the observed performance enhancements. Calibration of the model based on independent experimental data acquired by our own group or obtained from the literature showed that optical and recombination losses could be eliminated by increasing the length and/or reducing the diameter of the NRs. The calibrated model suggests various optimization design principles, such as controlling the NR morphology and selecting the optimal materials so as to realize highly efficient Ta_3N_5 -NR photoanodes. The photoanode composition was subsequently optimized through experiments to enhance the HC-STH efficiency from 0.58% to 1.65% by suppressing recombination losses.

Results

$\text{Ba}:\text{Ta}_3\text{N}_5$ -NRs and Ta_3N_5 -NRs were fabricated on Ta substrates utilizing glancing angle deposition (GLAD) and spin-coating techniques. These methods were employed because they are user-friendly and permit better control over the NR morphologies compared with more conventional methods such as Ta mask anodization and dip coating.^{19,22} Employing the GLAD technique,^{30–32} Ta-NRs were deposited on Ta substrate (Fig. S2, ESI†). Ba doping was achieved by loading these Ta-NRs with barium nitrite ($\text{Ba}(\text{NO}_3)_2$) at various concentrations *via* spin coating, followed by calcination to obtain Ta-NRs/ BaO_x . The resulting Ta-NRs/ BaO_x and Ta-NRs specimens subsequently underwent nitridation to produce $\text{Ba}:\text{Ta}_3\text{N}_5$ -NRs and Ta_3N_5 -NRs, respectively. The details of the above-mentioned processes are provided in the ESI† to this paper.

Fig. 1a and Fig. S3 (ESI†) show the X-ray diffraction (XRD) patterns obtained from the Ta_3N_5 -NRs and $\text{Ba}:\text{Ta}_3\text{N}_5$ -NRs. Diffraction peaks related to monoclinic crystalline Ta_3N_5 were confirmed for both samples. Additionally, it is evident that diffraction peaks corresponding to BaTaO_2N phase is absent which suggests that the Ba might be incorporated to Ta_3N_5 -NRs. The X-ray photoelectron spectroscopy (XPS) results provided in Fig. S4, ESI† contain Ba peaks along with those due to Ta, N and O, confirming that Ba was incorporated into the surfaces of the Ta_3N_5 -NRs. The elemental composition of Ba from XPS analysis is comparable to the previous report from our group which presents that the Ba is expected to be incorporated in the bulk of Ta_3N_5 -NRs and not partially segregated on the NRs surface. A highly sensitive analysis was also performed using energy dispersive X-ray spectroscopy (EDS) with the results shown in Fig. S5 (ESI†), and indicated the uniform surface distribution of Ba. The elemental compositions obtained from the EDS analysis, as summarized in Table S1 (ESI†), are in good agreement with previous reports on Ba doping of Ta_3N_5 -NRs in the literature.²² The scanning electron microscopy (SEM) images in Fig. 1(b–e) also establish that the vertical alignment of the NRs was retained after Ba doping. Fig. 1(d) and (e) demonstrate that the $\text{Ba}:\text{Ta}_3\text{N}_5$ -NRs fabricated using a 0.125 M concentration of the Ba precursor had a 1D configuration with relatively small changes in morphology relative to the Ta_3N_5 -NRs. The average

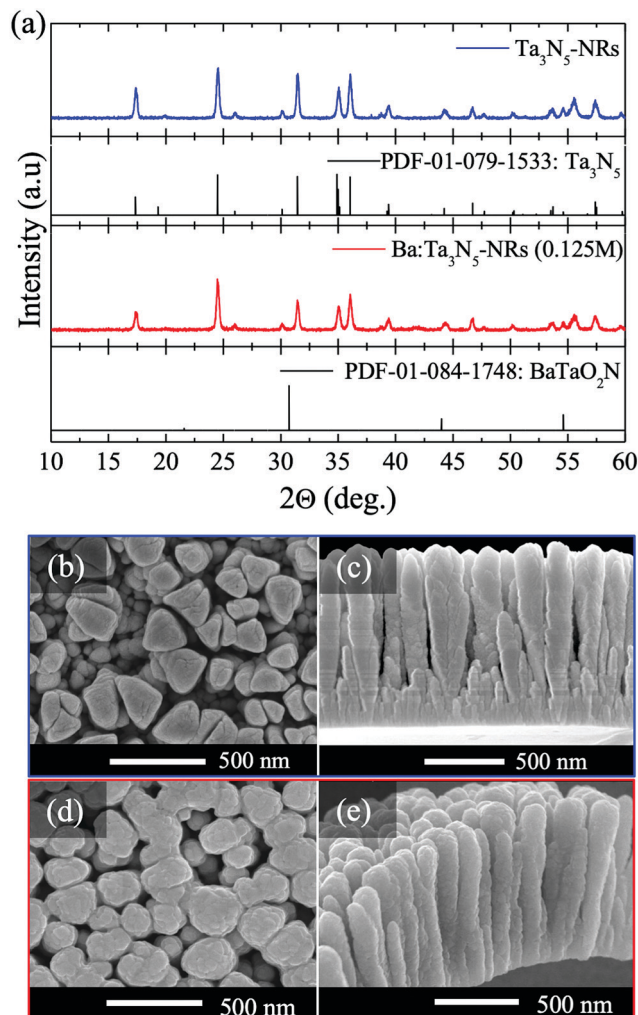


Fig. 1 Structures and morphological properties of the Ta_3N_5 -NRs and $\text{Ba}:\text{Ta}_3\text{N}_5$ -NRs specimens. (a) X-ray diffraction patterns. Top and cross-sectional SEM images of the (b and c) Ta_3N_5 -NRs and (d and e) $\text{Ba}:\text{Ta}_3\text{N}_5$ -NRs.

diameter and length of the $\text{Ba}:\text{Ta}_3\text{N}_5$ -NRs as estimated from these SEM images were approximately 170 and 1000 nm, respectively.

Prior to photoelectrochemical (PEC) measurements using previously reported protocols,^{20,21} the Ta/ $\text{Ba}:\text{Ta}_3\text{N}_5$ -NRs specimens were uniformly coated with FeNiO_x as a co-catalyst (see the EDS elemental map in Fig. S6, ESI†) to prevent photo-corrosion of the NRs surfaces as well as to facilitate the oxygen evolution reaction. The procedure for the co-catalyst loading is also provided in the ESI† along with details regarding characterization of the materials. Fig. 2 shows the PEC performance of the Ta/ $\text{Ba}:\text{Ta}_3\text{N}_5$ -NRs/ FeNiO_x photoanode and compares it with that recently reported by our group for a Ta/ Ta_3N_5 -NRs/ FeNiO_x photoanode.²⁰ Fig. S7, ESI† demonstrates that the PEC performance of the $\text{Ba}:\text{Ta}_3\text{N}_5$ -NRs photoanode was affected by the Ba precursor concentration and that the best performance was obtained at a concentration of 0.125 M. Since the dimensions of the NRs in the $\text{Ba}:\text{Ta}_3\text{N}_5$ -NRs were similar to those of the Ta_3N_5 -NRs, these materials could be used to examine the effects of Ba doping on the Ta_3N_5 physical



properties and the resultant impact on PEC performance. The current–potential (J – V) curves acquired under chopped AM1.5G simulated solar radiation shown in Fig. 2a indicate that Ba doping of the Ta_3N_5 -NRs photoanode resulted in a 72% increase in the photocurrent density at 1.23 V_{RHE} (J_a), from 3.2 to 5.5 mA cm^{-2} . However, no change in the onset potential (V_{ON}) of 0.6 V_{RHE} and a slight decrease in the fill factor (FF), from 30% to 23%, are also evident. The FF values were determined from the relationship $\text{FF} = J_m(1.23 V_{\text{RHE}} - V_m)/J_a(1.23 V_{\text{RHE}} - V_{\text{ON}})$,²¹ where the numerator is the maximum power obtained from the current density, J_m , at an applied potential of V_m (vs. a reference hydrogen electrode (RHE)) for water oxidation. The half-cell (HC) STH efficiency, η , of each photoanode was calculated as:

$$\eta = \frac{J \times (1.23 V_{\text{RHE}} - V)}{P_{\text{in}}}$$

where P_{in} is the incident power of 100 mW cm^{-2} for the AM 1.5G solar spectrum, J is the measured current density at applied potential V (RHE scale). Fig. 2b shows that Ba doping of the Ta_3N_5 -NRs photoanode provided an increased value of 31% and consequently improved the maximum HC-STH efficiency, η_{max} ($= \text{FF} \times J_a(1.23 V_{\text{RHE}} - V_{\text{ON}})P_{\text{in}}$), from 0.58% to 0.76%. In addition, the incorporation of Ba shifted the applied potential associated with η_{max} from 0.93 to 1 V_{RHE} due to the reduced FF noted above.

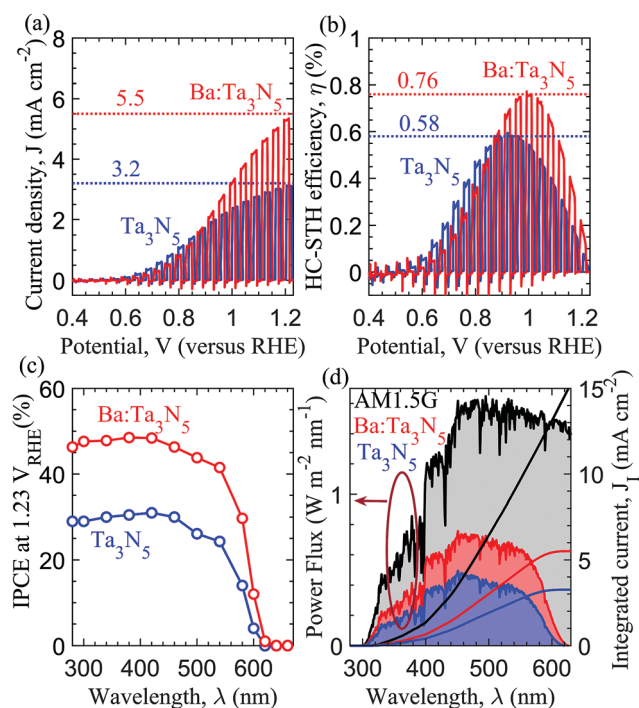


Fig. 2 Photoelectrochemical properties of the Ta_3N_5 -NRs/ FeNiO_x and $\text{Ba:Ta}_3\text{N}_5$ -NRs/ FeNiO_x photoanodes. (a) Current–potential (J – V) curves acquired at a potential scan rate of 10 mV s^{-1} under chopped AM1.5G simulated solar light. (b) Half-cell solar-to-hydrogen (HC-STH) energy conversion efficiency data. (c) IPCE spectra obtained at 1.23 V_{RHE} . (d) Integrated photocurrent densities under AM1.5G simulated solar light (ASTM G173-03) in an electrolyte consisting of 0.5 M KH_2PO_4 adjusted to a pH of 13 with KOH. The data show that Ba doping improved the performance of the Ta_3N_5 photoanode by enhancing the IPCE.

The corresponding O_2 and H_2 gas evolution rates from the surfaces of the $\text{Ba:Ta}_3\text{N}_5$ -NRs photoanode and from a Pt electrode, respectively, as measured by gas chromatography, are plotted in Fig. S8, ESI†

Incident photon-to-current efficiency (IPCE) spectra were generated to allow a qualitative assessment of the origin of the photocurrent gain at 1.23 V_{RHE} , which was the primary cause of the increased η_{max} value of the $\text{Ba:Ta}_3\text{N}_5$ -NRs photoanode. Fig. 2c demonstrates that the $\text{Ba:Ta}_3\text{N}_5$ -NRs photoanode exhibited relatively high IPCE values of 40–48% up to 550 nm compared with the Ta_3N_5 -NRs photoanode. This result suggests that Ba doping improved both the separation and transport efficiency of bulk photogenerated charge carriers inside the NRs at an applied potential of 1.23 V_{RHE} . These IPCE spectra also establish that the light absorption edges of both samples were close to 620 nm, meaning that the optical band gap of the Ta_3N_5 was not affected by Ba doping. Integrated current density, J_i , was estimated by numerical integration of the product of the IPCE and the AM1.5G solar spectrum intensity values, $S(\lambda)$, at various excitation wavelengths, as per the relationship

$$J_i = q \int_{\lambda_1}^{\lambda_2} \left(\frac{\text{IPCE}(\lambda) S(\lambda) \lambda}{hc} \right) d\lambda,$$

where q , h and c are the electronic charge, Planck's constant and speed of light, respectively, $\lambda_1 = 280 \text{ nm}$ and λ_2 is continuously varied from 280 nm up to the absorption edge of 620 nm. Fig. 2d suggests that a significant fraction of solar light was lost by both specimens. However, the Ba-doped sample demonstrated a low solar energy loss relative to the undoped material with regard to OER activity at 1.23 V_{RHE} , as would be expected based on Fig. 2a. The J_i values increased along with the excitation wavelength and then plateaued beyond the absorption edge. The plateaued J_i data are also in agreement with the experimental values for the photocurrent density, J_a , provided in Fig. 2a. We examined the capacitance voltage (CV) characteristics of these materials and performed Mott–Schottky ($1/C^2$ vs. V) analyses (see Fig. S9, ESI†) to investigate the effect of Ba doping on the n-type doping density, N_D , of the NRs and the flat band potential, V_{FB} , of each photoanode. The N_D and V_{FB} values were obtained from the slopes and intersections, respectively, of linear fits to plots of $1/C^2$ vs. V . Ba doping was found to change N_D from 1.06×10^{18} to $2.43 \times 10^{19} \text{ cm}^{-3}$, which would be expected to increase the electrical conductivity (assuming constant charge carrier mobility), in addition to negatively shift V_{FB} by nearly 0.1 V_{RHE} . From IPCE and Mott–Schottky plots, it is confirmed that the Ba is doped in the bulk of Ta_3N_5 -NRs to improve charge separation and transport efficiency and increase n-type doping character of the NRs.

Detailed numerical simulations of optoelectrical properties were performed to investigate the experimentally determined current potential characteristics of the $\text{Ba:Ta}_3\text{N}_5$ -NRs and Ta_3N_5 -NRs photoanodes. The goal of this analysis was to examine various performance loss mechanisms as well as to ascertain the most important physical parameters of the photoanodes. An additional aim was to elucidate the role played by Ba doping in providing the observed efficiency enhancement.



The simulation methodology is provided in the ESI,[†] while a schematic diagram and the material parameters that were employed for the Ba:Ta₃N₅-NRs and Ta₃N₅-NRs photoanode models are presented in Fig. S10 and Table S2 of ESI.[†] Fig. 3 displays the results obtained from optical and electrical simulations of the two photoanodes. The results in Fig. 3a indicate that the simulated light absorption (Abs.) was limited by the degree of reflection loss (RL) at shorter wavelengths (<500 nm), while the transmission loss (TL) was greater at longer wavelengths (>550 nm). The significant differences between the simulated light absorption values and the experimental IPCE data at 1.23 V_{RHE} indicate a high level of charge carrier recombination in the Ba:Ta₃N₅-NRs and Ta₃N₅-NRs photoanodes. To verify this, the bimolecular radiative recombination (RR) rate coefficient, k_r , was fixed and the trap assisted Shockley–Read–Hall (SRH) recombination was tuned by varying the SRH carrier lifetime, τ . The effect of this factor on the simulated current density J_a at 1.23 V_{RHE} is displayed in Fig. 3b, which indicates that the J_a initially increased but eventually plateaued with increases in τ at a given N_D . In addition to optical losses (*i.e.*, RL and TL), the J_a was limited by SRH recombination and RR ($\propto N_D$) (at low and high τ values, respectively). A substantial improvement in J_a was associated with an order of magnitude reduction in N_D in the case of the Ta₃N₅-NR photoanode within the low τ regime

(from 10 ps to 1 ns). A comparison of the simulated J_a with the experimental data found carrier lifetimes, τ , of 0.25 ns and 3 ps for the Ba:Ta₃N₅-NRs and Ta₃N₅-NRs photoanodes, respectively.

Fig. 3c shows the calibration of the model to the measured current–potential characteristics of the photoanodes and confirms good agreement between the theoretical results and experimental data. The values of the various parameters, including τ , effective carrier lifetime ($\tau_{\text{eff}} = 1/(k_r N_D + 1/\tau)$), diffusion length ($L_D = \sqrt{D\tau_{\text{eff}}}$, where D is the diffusion coefficient), hole extraction rate, S_h , and series resistance, R_s , for the photoanodes are summarized in Table S3, ESI.[†] These results demonstrate that Ba doping increased both τ_{eff} and R_s , which in turn increased the current density at 1.23 V_{RHE} and reduced the FF value, respectively. A decrease in S_h evidently compensated for the effect of the negative shift of V_{FB} on the PEC performance, such that there was almost no change in V_{ON} after Ba doping. Fig. 3d shows that the depletion width near the NR surface was decreased by Ba doping of the Ta₃N₅-NRs, owing to a nearly 10-fold increase in N_D . In addition, the extent of band bending across the depletion width was reduced as the surface potential of the NRs was lowered upon changing the applied potential from 1.23 to 0.61 V_{RHE}.

Fig. 3e presents various insights into the charge carrier dynamics of the Ba:Ta₃N₅-NRs and Ta₃N₅-NRs photoanodes. At 1.23 V_{RHE}, the high electron density, n (approximately equal to N_D),

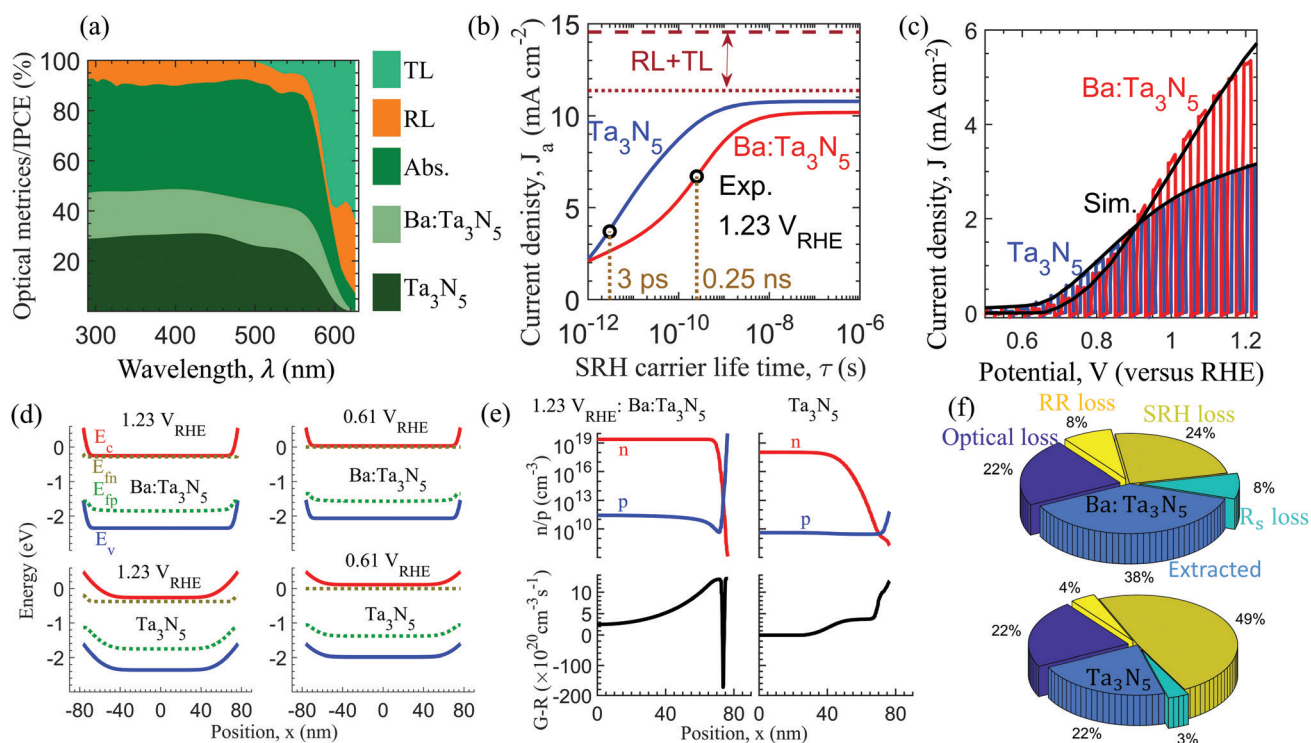


Fig. 3 Optical and electrical simulations of Ta₃N₅-NRs and Ba:Ta₃N₅-NRs photoanodes. (a) Mapping of absorption (Abs.), transmission loss (TL) and reflection loss (RL) values along with the measured incident to photon current efficiencies at 1.23 V_{RHE} (IPCEs). (b) The effects of trap-assisted Shockley–Read–Hall (SRH) recombination on the current density J_a at 1.23 V_{RHE}. (c) Model calibration (with simulation results in black) based on experimental chopped current potential data. (d) A simulated energy band diagram. (e) Hole density, p , electron density, n , and extracted flux values for different carrier generation rates, G , and recombination rates, R , across the specimen diameter 200 nm from the top of the NR. (f) Normalized contributions to current density of optical, radiative and SRH recombination, series resistance, R_s , loss and extracted holes at the NR surfaces during the OER. Respective contributions are normalized to theoretical current limit of 14.55 mA cm⁻² for light absorption edge of 620 nm. Ba doping improved the SRH carrier lifetime, τ , by passivating the defect states and so reducing bulk recombination losses and enhancing the photocurrent density at 1.23 V_{RHE}.



inside the bulk NRs was not affected, whereas the minority hole density, p , increased with increases in the rate at which photo-generated charge carriers were formed, G . This effect ultimately resulted in splitting of the quasi-Fermi energy levels for electrons, E_{fn} , and holes, E_{fp} , as seen in Fig. 3d, such that $E_{\text{fn}} - E_{\text{fp}} \propto \log(G\tau_{\text{eff}})$. The generation of charge carriers caused a negative shift in the holes quasi-Fermi energy level, E_{fp} . The longer lifetime of carriers in the Ba:Ta₃N₅-NRs caused a greater negative shift in E_{fp} after Ba doping and so the driving force for hole extraction was increased. Because the current density will correlate with the flux of extracted holes from the NRs surfaces, the extracted flux values calculated from the differences in the rates of charge carrier generation, G , and recombination, R , are plotted in Fig. 3e. These data indicate that the bulk charge carriers were extracted more efficiently in the Ba:Ta₃N₅-NRs than in the Ta₃N₅-NRs photoanode. However, the reduced S_h led to the accumulation of minority holes near the NR surfaces, which in turn increased the SRH recombination at locations where $n = p$ in the case of the Ba:Ta₃N₅-NRs photoanode. The enhanced current density generated by the Ba-doped sample is attributed to the positive effect of the increased charge carrier diffusion length, L_D (from 3 to 28 nm) rather than the relatively less severe negative effect of surface recombination associated with charge extraction. In contrast, the current density produced by the undoped sample was limited by the extent of bulk charge carrier SRH recombination rather than surface recombination. Fig. 3f summarizes the effects of the various proposed loss processes, including optical, RR, SRH recombination and series resistance, R_s , losses as well as the contribution of extracted charge carriers to the current at 1.23 V_{RHE} for the photoanodes. Ba doping significantly reduced the proportion of the SRH recombination loss, from 46% to 23%, while the bi-molecular radiative recombination (RR) loss was increased from 4% to 8%. Based on the fixed optical loss of 22%, the improved current density observed after Ba doping is attributed primarily to the lower SRH recombination loss. In addition, the increased resistive loss generated lower FF values for the Ba:Ta₃N₅-NRs photoanode and the decreased hole extraction rate suppressed the effect of the observed negative shift in V_{FB} on V_{ON} .

The validity of these suggested explanations for the effects of Ba doping on performance are confirmed by the data in Fig. 4. This figure presents current–potential data previously reported for Ta₃N₅-NRs and Ba:Ta₃N₅-NRs photoanodes.²² These data are based on new physical dimensions for the NRs comprising a uniform diameter of 60 nm along with a length of 600 nm, obtained from SEM images of the reported samples. The material parameters employed during the electrical simulations are provided in Table S2, ESI† Fig. 4a confirms that the simulated light absorption was limited by RL in the short wavelength regime (< 400 nm), whereas increased TL and RL effects further reduced the light absorption at longer wavelengths (> 400 nm). At 1.23 V_{RHE}, the charge transport was relatively efficient compared with our photoanodes, based on the reduced recombination of charge carriers inside the Ba:Ta₃N₅-NRs, as is evident from the differences in the simulated light absorption and experimental IPCE values. Similar to Fig. 3b, the current density J_a at 1.23 V_{RHE} increased

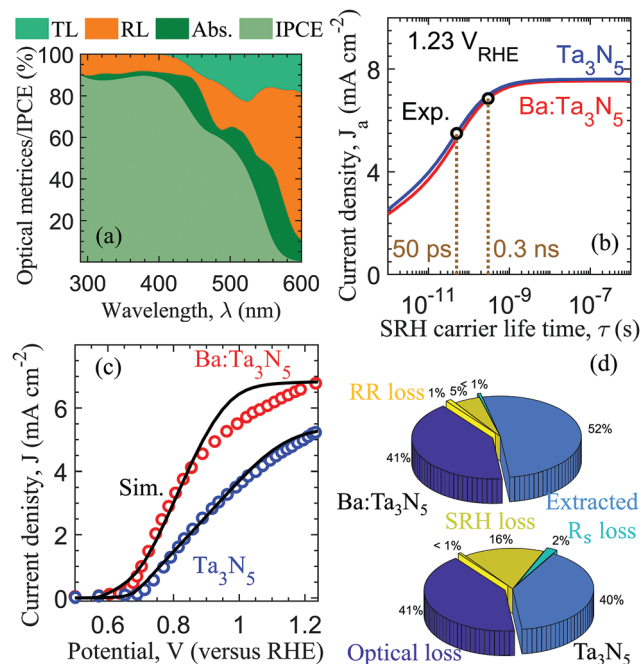


Fig. 4 Model recalibration based on data reported for Ta₃N₅-NRs and Ba:Ta₃N₅-NRs photoanodes.²² (a) Mapping of simulated optical metrics (transmission loss: TL, reflection loss: RL, light absorption: Abs.) and IPCE data at 1.23 V_{RHE} for a Ba:Ta₃N₅-NRs photoanode as functions of wavelength. (b) Effects of trap assisted recombination (experimental data: Exp.). (c) Simulated (solid line) and reported (circles) current potential curves. (d) Quantification of various loss mechanisms, including optical (sum of RL and TL), radiative recombination (RR), SRH recombination, and series resistive, along with the extracted output at 1.23 V_{RHE} from Ta₃N₅-NRs and Ba:Ta₃N₅-NRs photoanodes. Enhanced photocurrent density is attributed to reduced trap assisted recombination losses following Ba doping of the Ta₃N₅-NRs.

and eventually plateaued with increases in carrier lifetime, τ . The plateau current in the high τ regime was solely determined by the significant optical losses, whereas additional trap assisted charge carrier recombination reduced the current in the low τ regime. By mapping the experimental data, we obtained $\tau = 0.3$ ns and $\tau = 50$ ps for the previously reported Ba:Ta₃N₅-NRs and Ta₃N₅-NRs photoanodes. Using these τ , the model was further calibrated by fine tuning of the hole extraction rate, S_h , and series resistance, R_s , to ensure a close agreement with the experimental V_{ON} and FF, respectively. Fig. 4c indicates that the simulated and experimental current–potential characteristics were in reasonable agreement. The material parameters obtained from the model recalibration are summarized in Table S3, ESI† The maximum theoretical limit of the current density was determined to be 13.16 mA cm^{−2} based on the band absorption edge of 600 nm in Fig. 4d, and calculations showed that a significant current of nearly 5.4 mA cm^{−2} was lost through the 41% contribution of optical losses (from both RL and TL). In addition to optical losses, trap assisted SRH recombination losses of approximately 5% and 16% inside the NRs decreased the J_a to 6.78 and 5.22 mA cm^{−2} for the Ba:Ta₃N₅-NRs and Ta₃N₅-NRs photoanodes, respectively. From Fig. 3(b, f) and 4(b, d), it is evident that Ba doping of the Ta₃N₅-NRs increased the carrier lifetime and hence the diffusion length (see Table S3, ESI†). Thus, limiting the



extent of recombination ensured the efficient extraction of charge carriers for enhanced PEC performance.

Discussion

The PEC performance of each Ta₃N₅-NRs photoanode was determined by the amount of light absorbed to generate charge carriers inside the NRs and the ability of charge carriers to migrate to the NRs surfaces so as to be extracted by the electrolyte and facilitate the OER at various applied potentials. Light absorption by the NRs is limited by the optical losses (TL and RL) which therefore determine the maximum achievable photocurrent for a given morphology. As an example, increasing the NRs length from 600 nm (Fig. 4) to 1000 nm (Fig. 3) enhanced the light absorption and improved the maximum photocurrent from 7.8 to 10.5 mA cm⁻², with no recombination losses or 100% internal quantum efficiency. Apart from optical losses, the photocurrent could be further lowered by the bimolecular and/or trap assisted SRH recombination of charge carriers. For efficient charge extraction, the NRs radius should be comparable to the diffusion length of the charge carriers to minimize the recombination loss. Despite the asymmetric transport of holes to the NRs surface and of electrons toward the substrate, Fig. 3f indicates a significant recombination loss of nearly 32% (based on RR and SRH) at NRs radius values of 85 nm in the case of the Ba-doped samples. This radius exceeds the estimated diffusion length of 27.88 nm. In contrast, in Fig. 4d, the recombination loss is decreased to 6% when NRs radius (30 nm) is comparable to the diffusion length (29 nm). These results demonstrate that the structural optimization of the NRs through length and diameter tailoring is essential to suppressing optical and recombination losses with the aim of improving the performance of Ta₃N₅-NRs photoanodes. Fig. 3 and 4 also confirm that Ba doping increased the effective charge carrier lifetime, τ_{eff} , and diffusion length, L_D , and hence reduced the recombination losses and improved the photocurrent density at 1.23 V_{RHE} of the Ba:Ta₃N₅-NRs photoanode for a given NR radius. Previously, we reported that these Ta₃N₅-NRs contain numerous polycrystalline domains (*i.e.*, grains) of Ta₃N₅ separated by defective grain boundaries.²¹ These boundaries can act as trapping or recombination centres for mobile charge carriers. We believe that Ba doping passivates the defect states associated with these grain boundaries, so that the effective carrier lifetime and thereby the diffusion length are increased. Similar passivation strategies based on the doping of grain boundaries have often been employed to maximize the performance of photovoltaic technologies based on perovskites,^{33–35} Cu(In, Ga)Se₂^{36–40} (CIGS) and other materials. In addition to the experimental evidence, the numerical calculations demonstrated that the passivation of defect states at grain boundaries would be expected to increase carrier lifetimes as in perovskite solar cells and CIGS-based photocathodes leading to enhanced device performance.^{41–44} Therefore, it is imperative to simultaneously engineer the NRs dimensions and material properties related to defect states to ensure efficient light absorption and charge extraction.

The maximum HC-STH efficiency, η_{max} , of a photoanode will be proportional to the product of the current density J_a with FF and relative difference of V_{ON} from 1.23 V_{RHE}, and the present work shows that the FF could be reduced as a consequence of resistive loss in the fabricated samples. This resistive effect originated from the cumulative resistances of the substrate and the Ta₃N₅-NRs as well as charge transfer from the NRs surface to the electrolyte, which can be decoupled using bias dependent impedance spectroscopy data. Despite the increased electrical conductivity resulting from Ba doping of the NRs, in Fig. 3, the increase in the resistive losses reduced the FF, suggesting that the Ta₃N₅-NRs were not the limiting resistance element in this photoanode. Because the Ta substrate was highly conductive, the resistive loss is believed to have been associated with the charge transfer resistance. In addition to bulk recombination, the onset potential is determined by the recombination of charge carriers near the NRs surface, and this surface recombination originates from hole accumulation due to a low hole transfer rate, S_h . Therefore, a careful optimization of the NRs surface is a critical aspect of improving FF and V_{ON}, which in turn would improve η_{max} .

Based on the above discussion, Fig. 5 displays a predictive roadmap related to the goal of achieving an HC-STH efficiency, η_{max} , of more than 10% to allow commercialization of nano-structured Ta₃N₅-NRs photoanodes. This map uses the calibrated model constructed for the undoped Ta₃N₅-NRs photoanode shown in Fig. 4c as the starting point. Employing a fixed NR diameter of 60 nm, the NR length, L , was varied linearly from 600 to 2000 nm, which was associated with a logarithmic increase in the carrier lifetime, τ , from 50 ps to 50 ns, a linear decrease in the series resistance, R_s , from 50 to 0 Ω cm², and a logarithmic increase in the hole extraction rate, S_h , from 3.5×10^{-3} to 350 cm s⁻¹. HC-STH efficiency values, η_{max} , were calculated from the simulated current–potential characteristics and are plotted against the variations in L , τ , R_s and S_h in Fig. 5. For reference purposes, data for the Ta₃N₅ photoanodes having the highest reported η_{max} values (since 2013) are also included.^{15,21,22} This figure confirms that the highest reported HC-STH efficiency of 2.72% is still far from the required value of 10%, which indicates that significant optimizations of the anode structure and composition are required. As an example, Fig. 5a demonstrates that a Ta₃N₅-NRs photoanode has the potential to exhibit an HC-STH efficiency of more than 10% based on the cumulative effects of increasing the NR length and the carrier lifetime, τ , while decreasing the resistance, R_s , and improving the hole extraction rate, S_h . In Fig. 5b, we show that the current density at 1.23 V_{RHE}, J_a , is improved with increases in L and the carrier lifetime, τ , whereas the fill factor, FF, is optimized by eliminating the series resistance, R_s , and the onset potential, V_{ON}, is lowered by increases in the carrier lifetime, τ , and hole extraction rate, S_h . These effects of structural and material parameters on performance can therefore work together to give an HC-STH efficiency in excess of 10%.

Based on above design principles, we refabricated the Ta₃N₅-NRs photoanodes with a special focus on improving the quality of the Ta₃N₅ to increase the carrier lifetime, τ , and so improve the performance based on the information in Fig. 5b. The newly



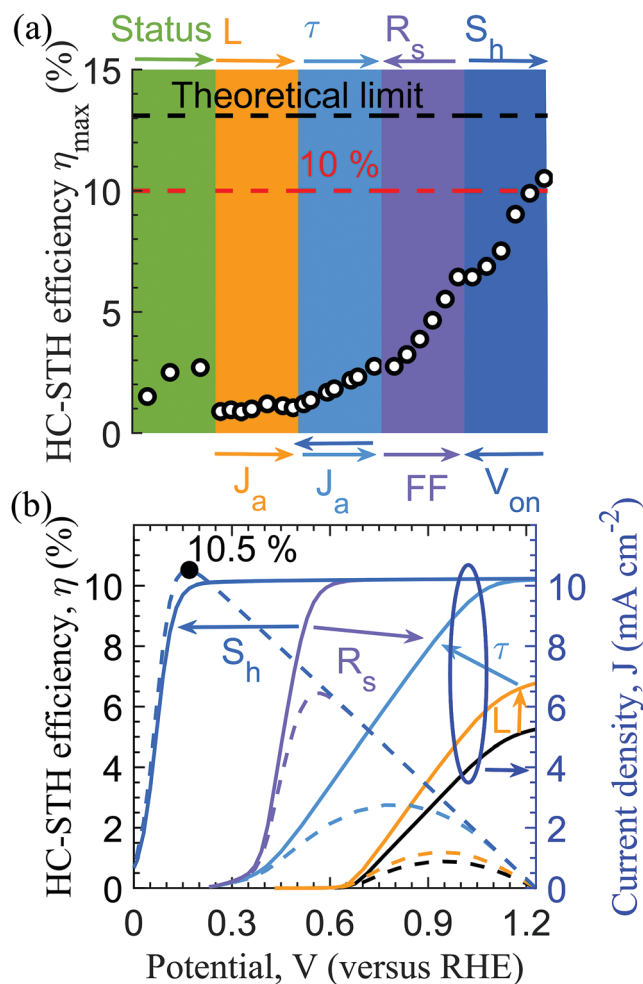


Fig. 5 Predictive design strategies to meet the market requirement of a 10% HC-STH efficiency for Ta_3N_5 -NRs photoanodes. The first window in (a) indicates the highest reported HC-STH efficiencies since 2013.^{15,21,22} The calibrated model for an Ta_3N_5 -NRs photoanode shown in Fig. 4 was employed as the base model to explore the effects of the NR length, L , carrier lifetime, τ , series resistance, R_s , and hole extraction rate, S_h in respective windows. The arrows at the top and base of the diagram respectively indicate increases in the parameters and the resulting effects on performance metrics. (b) Effect of optimized L , τ , R_s , and S_h on performance characteristics. Direction of arrows represent the increase in respective parameters from low to high values.

fabricated Ta_3N_5 -NRs were prepared under different processing conditions than were used to synthesize the Ta_3N_5 -NRs sample shown in Fig. 1. Table S4, ESI† compares the various GLAD parameters and nitridation conditions for the respective samples. Specifically, a mixed Ar/N_2 plasma was employed to deposit Ta_xN_y -NRs on a Ta substrate, which was then subjected to nitridation at 950, 980 or 1000 °C to obtain Ta_3N_5 -NRs. In contrast, the Ta-NRs shown in Fig. 1 were deposited using an Ar plasma to obtain Ta_3N_5 -NRs after nitridation at 980 °C. The SEM images in Fig. 6(a) and (b) show that the morphology of the Ta_3N_5 -NRs obtained from the mixed plasma was slightly different from that of the material made with the pure Ar plasma. However, the Ta_3N_5 -NRs were still vertically aligned and separated with similar lengths and maximum diameters.

The XRD, EDS and XPS results in Fig. (S11–S13), ESI† demonstrate that the crystalline phase of this new Ta_3N_5 , its uniform distribution over the substrate and its elemental composition were all similar to those described in previous reports.^{21,22} Despite the different morphologies of the specimens produced using the two types of plasma, the new Ta_3N_5 -NRs were able to promote water oxidation based on similar asymmetric charge transport in the bulk of the material, meaning that photo-generated electrons migrated to the Ta substrate while holes moved to the NRs surface.

After loading with the FeNiO_x co-catalyst (Fig. S12, ESI†), the Ta_3N_5 -NRs/ FeNiO_x photoanode was evaluated by PEC measurements. The data in Fig. S14, ESI† confirm that the nitridation temperature affected the performance of the photoanode, with a temperature of 980 °C being optimal. Fig. 6c indicates that the optimized mixed plasma photoanode generated a higher photocurrent density of 8 mA cm^{-2} at $1.23 \text{ V}_{\text{RHE}}$ compared with the materials made using an Ar plasma. Consequently, the maximum HC-STH efficiency of the photoanode during water oxidation was improved from 0.58% to 1.65%. This enhanced performance is ascribed to increased charge separation and transport efficiency (as is evident from the IPCE spectrum in Fig. 6d), both of which are believed to have resulted from increase in the carrier lifetime, τ . Compared to Ar plasma based Ta_3N_5 -NRs photoanode, the improvement in τ is suspected to be originated from the suppressed oxygen impurities (see Fig. S4b and S13b, ESI†) in mixed plasma based photoanode. From the theoretical predictions in Fig. 5b, it is apparent that increases in the carrier lifetime, τ , can increase the photocurrent density, J_a , at $1.23 \text{ V}_{\text{RHE}}$ and also decrease the onset potential, V_{on} . The fabricated mixed plasma based photoanodes showed appreciable improvement in photocurrent density at $1.23 \text{ V}_{\text{RHE}}$, although the onset potential is

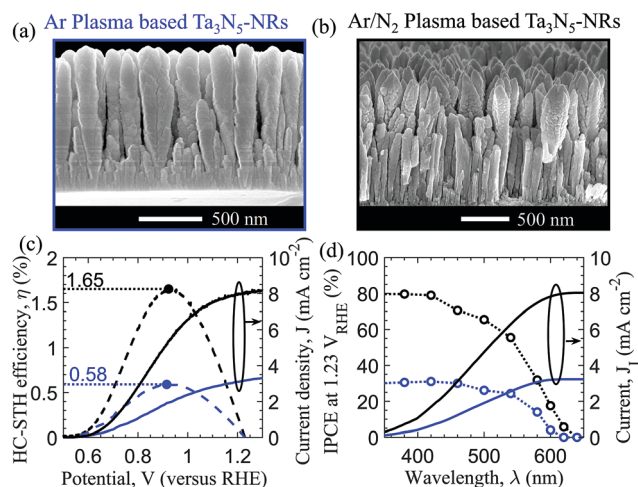


Fig. 6 Performance enhancement of a Ta_3N_5 -NRs/ FeNiO_x photoanode. SEM image of Ta_3N_5 -NRs prepared using (a) an Ar plasma and (b) a mixed Ar/N_2 plasma. (c) HC-STH efficiency η and current potential (J - V) characteristics under continuous AM1.5G solar light along with the (d) the IPCE spectrum and integrated photocurrent density values (at an electrolyte pH of 13). Blue and black plots correspond to the Ar plasma and mixed plasma based Ta_3N_5 -NRs/ FeNiO_x photoanodes, respectively.

merely got affected. We believe that this discrepancy between the theoretical prediction and experimental outcome regarding the onset potential might originate from the limited hole extraction rate from the NR surfaces. As an example, the expected decrease in onset potential with increases in the carrier lifetime could have been inhibited by an increase in the recombination of charge carriers at the NR surfaces resulting from a decreased hole extraction rate. As noted earlier, both the NRs dimensions and materials should be tailored simultaneously to realize highly efficient Ta₃N₅-NRs photoanodes. In future, we will focus our research efforts on controlling the dimensions of NRs in the mixed plasma material such that the radius of these NRs is similar to the charge diffusion length, as a means of achieving the predicted maximum efficiency. This future work will also involve the use of an optimal co-catalyst to possibly decrease the onset potential and improve the stability of these Ta₃N₅-NRs photoanodes.

Conclusions

This work carried out optoelectrical simulations to investigate the different loss mechanisms responsible for the current-potential characteristics of Ba-doped and undoped Ta₃N₅-NRs photoanodes. A vertically aligned, well separated Ba-doped Ta₃N₅-NRs photoanode was fabricated. The results showed that Ba doping improved the photocurrent density at 1.23 V_{RHE} and hence the HC-STH efficiency, in agreement with previous reports. A theoretical model was calibrated using multiple experimental data sets to quantify the different loss mechanisms, including optical, charge carrier recombination and resistive losses at 1.23 V_{RHE} for photoanodes fabricated in the present work and made previously. The resulting model was employed to predict performance limiting parameters including the charge carrier lifetime, diffusion length, hole extraction rate and series resistance. The results indicated that Ba doping would be expected to passivate defect states to increase both the carrier lifetime and diffusion length. Greater diffusion lengths in turn were predicted to reduce the rate of charge carrier recombination to provide more efficient charge transport and improved HC-STH efficiency. This research also demonstrated that both optical and recombination losses can be suppressed by increasing and decreasing the NR lengths and diameters, respectively. Probing the fundamental loss mechanisms and identifying the performance limiting parameters in this manner provided theoretical guidelines showing that optimizations of both structure and materials will be required to realize highly efficient Ta₃N₅-NRs photoanodes. Consequently, we improved the component materials and raised the HC-STH efficiency from 0.58% to 1.65%. This outcome provides an experimental demonstration of the proposed theoretical performance gains based on improved carrier lifetimes in Ta₃N₅-NRs photoanodes.

Conflicts of interest

There are no conflicts to declare.

Acknowledgements

This work was supported by the Research Project for Future Development: Artificial Photosynthetic Chemical Process (ARP-Chem), METI/NEDO, Japan (2012–2022).

References

- 1 S. Dahl and I. Chorkendorff, *Nat. Mater.*, 2012, **11**, 100–101.
- 2 R. E. Blankenship, D. M. Tiede, J. Barber, G. W. Brudvig, G. Fleming, M. Ghirardi, M. R. Gunner, W. Junge, D. M. Kramer, A. Melis, T. A. Moore, C. C. Moser, D. G. Nocera, A. J. Nozik, D. R. Ort, W. W. Parson, R. C. Prince and R. T. Sayre, *Science*, 2011, **332**, 805–809.
- 3 M. G. Walter, E. L. Warren, J. R. McKone, S. W. Boettcher, Q. Mi, E. A. Santori and N. S. Lewis, *Chem. Rev.*, 2010, **110**, 6446–6473.
- 4 J. R. McKone, N. S. Lewis and H. B. Gray, *Chem. Mater.*, 2014, **26**, 407–414.
- 5 A. J. Bard and M. A. Fox, *Acc. Chem. Res.*, 1995, **28**, 141–145.
- 6 Y. Tachibana, L. Vayssieres and J. R. Durrant, *Nat. Photonics*, 2012, **6**, 511–518.
- 7 S. Chen, T. Takata and K. Domen, *Nat. Rev. Mater.*, 2017, **2**, 17050.
- 8 Q. Wang and K. Domen, *Chem. Rev.*, 2020, **120**, 919–985.
- 9 T. Takata, J. Jiang, Y. Sakata, M. Nakabayashi, N. Shibata, V. Nandal, K. Seki, T. Hisatomi and K. Domen, *Nature*, 2020, **581**, 411–414.
- 10 K. Takanabe, *ACS Catal.*, 2017, **7**, 8006–8022.
- 11 G. Liu, J. Shi, F. Zhang, Z. Chen, J. Han, C. Ding, S. Chen, Z. Wang, H. Han and C. Li, *Angew. Chem., Int. Ed.*, 2014, **53**, 7295–7299.
- 12 H. X. Dang, N. T. Hahn, H. S. Park, A. J. Bard and C. B. Mullins, *J. Phys. Chem. C*, 2012, **116**, 19225–19232.
- 13 D. Yokoyama, H. Hashiguchi, K. Maeda, T. Minegishi, T. Takata, R. Abe, J. Kubota and K. Domen, *Thin Solid Films*, 2011, **519**, 2087–2092.
- 14 M. Higashi, K. Domen and R. Abe, *Energy Environ. Sci.*, 2011, **4**, 4138–4147.
- 15 G. Liu, S. Ye, P. Yan, F. Xiong, P. Fu, Z. Wang, Z. Chen, J. Shi and C. Li, *Energy Environ. Sci.*, 2016, **9**, 1327–1334.
- 16 M. Zhong, T. Hisatomi, Y. Sasaki, S. Suzuki, K. Teshima, M. Nakabayashi, N. Shibata, H. Nishiyama, M. Katayama, T. Yamada and K. Domen, *Angew. Chem., Int. Ed.*, 2017, **56**, 4739–4743.
- 17 P. Zhang, T. Wang, J. Zhang, X. Chang and J. Gong, *Nano-scale*, 2015, **7**, 13153–13158.
- 18 I. Narkeviciute, P. Chakthranont, A. J. M. MacKus, C. Hahn, B. A. Pinaud, S. F. Bent and T. F. Jaramillo, *Nano Lett.*, 2016, **16**, 7565–7572.
- 19 Y. Li, T. Takata, D. Cha, K. Takanabe, T. Minegishi, J. Kubota and K. Domen, *Adv. Mater.*, 2013, **25**, 125–131.
- 20 Y. Pihosh, V. Nandal, T. Minegishi, M. Katayama, T. Yamada, K. Seki, M. Sugiyama and K. Domen, *ACS Energy Lett.*, 2020, **5**, 2492–2497.



- 21 Y. Pihosh, T. Minegishi, V. Nandal, T. Higashi, M. Katayama, T. Yamada, Y. Sasaki, K. Seki, Y. Suzuki, M. Nakabayashi, M. Sugiyama and K. Domen, *Energy Environ. Sci.*, 2020, **13**, 1519–1530.
- 22 Y. Li, L. Zhang, A. Torres-Pardo, J. M. González-Calbet, Y. Ma, P. Oleynikov, O. Terasaki, S. Asahina, M. Shima, D. Cha, L. Zhao, K. Takanabe, J. Kubota and K. Domen, *Nat. Commun.*, 2013, **4**, 2566.
- 23 J. Seo, T. Takata, M. Nakabayashi, T. Hisatomi, N. Shibata, T. Minegishi and K. Domen, *J. Am. Chem. Soc.*, 2015, **137**, 12780–12783.
- 24 Y. Kado, C. Y. Lee, K. Lee, J. Müller, M. Moll, E. Spiecker and P. Schmuki, *Chem. Commun.*, 2012, **48**, 8685–8687.
- 25 Y. W. Kim, S. Cha, I. Kwak, I. S. Kwon, K. Park, C. S. Jung, E. H. Cha and J. Park, *ACS Appl. Mater. Interfaces*, 2017, **9**, 36715–36722.
- 26 S. S. K. Ma, T. Hisatomi, K. Maeda, Y. Moriya and K. Domen, *J. Am. Chem. Soc.*, 2012, **134**, 19993–19996.
- 27 H. Hajibabaei, D. J. Little, A. Pandey, D. Wang, Z. Mi and T. W. Hamann, *ACS Appl. Mater. Interfaces*, 2019, **11**, 15457–15466.
- 28 W. W. Gärtner, *Phys. Rev.*, 1959, **116**, 84–87.
- 29 J. Reichman, *Appl. Phys. Lett.*, 1980, **36**, 574–577.
- 30 Y. Pihosh, I. Turkevych, K. Mawatari, N. Fukuda, R. Ohta, M. Tosa, K. Shimamura, E. G. Villora and T. Kitamori, *Nanotechnology*, 2014, **25**, 315402.
- 31 S. Kosar, Y. Pihosh, I. Turkevych, K. Mawatari, J. Uemura, Y. Kazoe, K. Makita, T. Sugaya, T. Matsui, D. Fujita, M. Tosa, Y. M. Struk, M. Kondo and T. Kitamori, *Jpn. J. Appl. Phys.*, 2016, **55**, 04ES01.
- 32 Y. Pihosh, J. Uemura, I. Turkevych, K. Mawatari, Y. Kazoe, A. Smirnova and T. Kitamori, *Angew. Chem., Int. Ed.*, 2017, **56**, 8130–8133.
- 33 D. S. Lee, J. S. Yun, J. Kim, A. M. Soufiani, S. Chen, Y. Cho, X. Deng, J. Seidel, S. Lim, S. Huang and A. W. Y. Ho-Baillie, *ACS Energy Lett.*, 2018, **3**, 647–654.
- 34 Q. Guo, F. Yuan, B. Zhang, S. Zhou, J. Zhang, Y. Bai, L. Fan, T. Hayat, A. Alsaedi and Z. Tan, *Nanoscale*, 2019, **11**, 115–124.
- 35 G. Li, X. Zou, J. Cheng, X. Bai, D. Chen, Y. Yao, C. Chang, X. Yu, Z. Zhou, J. Wang and B. Liu, *Mater. Lett.*, 2020, **273**, 127979.
- 36 N. Nicoara, T. Lepetit, L. Arzel, S. Harel, N. Barreau and S. Sadewasser, *Sci. Rep.*, 2017, **7**, 41361.
- 37 P. Reinhard, B. Bissig, F. Pianezzi, E. Avancini, H. Hagendorfer, D. Keller, P. Fuchs, M. Döbeli, C. Vigo, P. Crivelli, S. Nishiwaki, S. Buecheler and A. N. Tiwari, *Chem. Mater.*, 2015, **27**, 5755–5764.
- 38 F. Pianezzi, P. Reinhard, A. Chirila, B. Bissig, S. Nishiwaki, S. Buecheler and A. N. Tiwari, *Phys. Chem. Chem. Phys.*, 2014, **16**, 8843–8851.
- 39 D. Rudmann, A. F. da Cunha, M. Kaelin, F. Kurdesau, H. Zogg, A. N. Tiwari and G. Bilger, *Appl. Phys. Lett.*, 2004, **84**, 1129–1131.
- 40 L. Anke, W. Roland and P. Michael, *Phys. Status Solidi RRL*, 2013, **7**, 631–634.
- 41 V. Nandal and P. R. Nair, *J. Appl. Phys.*, 2019, **125**, 173110.
- 42 V. Nandal and P. R. Nair, *ACS Nano*, 2017, **11**, 11505–11512.
- 43 V. Nandal and P. R. Nair, *J. Phys. Chem. C*, 2018, **122**(49), 27935–27940.
- 44 V. Nandal, Y. Suzuki, H. Kobayashi, K. Domen and K. Seki, *J. Mater. Chem. A*, 2020, **8**, 9194–9201.

