



Cite this: *Chem. Sci.*, 2019, 10, 8399

All publication charges for this article have been paid for by the Royal Society of Chemistry

Received 18th May 2019

Accepted 24th July 2019

DOI: 10.1039/c9sc02448d

rsc.li/chemical-science

Light-induced metal-free transformations of unactivated pyridotriazoles†

Ziyan Zhang,^{‡ab} Dongari Yadagiri^{‡ab} and Vladimir Gevorgyan^{ID*ab}

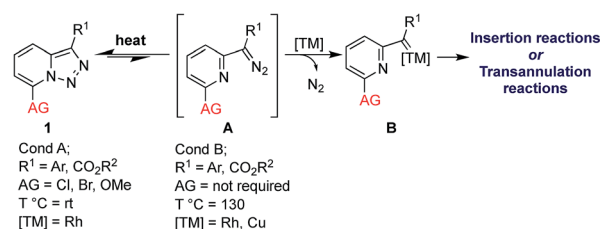
A highly efficient and practical method for incorporation of the arylmethylpyridyl moiety into diverse molecules has been developed. This method features the transition metal-free light-induced room temperature transformation of pyridotriazoles into pyridyl carbenes, which are capable of smooth arylation, X–H insertion, and cyclopropanation reactions. The synthetic usefulness of the developed method was illustrated in a facile synthesis of biologically active molecules.

Transition metal-catalyzed denitrogenative transformations of pyridotriazoles have been recently evolving as a powerful tool for synthesis of diverse molecules possessing N-hetero-cyclic fragments.^{1,2} These protocols take advantage of the well-known ring-chain tautomerism of the pyridotriazole core in solution into the corresponding diazo tautomer **A**, which then can be trapped by a transition metal catalyst to form the reactive pyridyl metal carbene intermediate **B** (Scheme 1a). Since the first report on the transannulation reaction of pyridotriazoles in 2007,³ numerous effective catalytic methods including transannulation,⁴ X–H insertions,⁵ and cyclopropanation⁶ reactions have been developed.⁷ However, all these methods are not without shortcomings. The reactions proceeding at room temperature require Cl, Br, or OMe activating groups (AG) at C7,^{3a,b} otherwise high temperatures^{3c–e} are necessary for achieving sufficient amounts of the open form of pyridotriazole **A**, which would lead to the reaction products. In either case, the employment of transition metal catalysts is required. Herein, we report room temperature efficient and operationally simple light-induced metal-free arylation, X–H insertion, and cyclopropanation reactions of pyridotriazoles giving access to various pyridyl-containing synthons, which can be used for convenient synthesis of bioactive molecules.

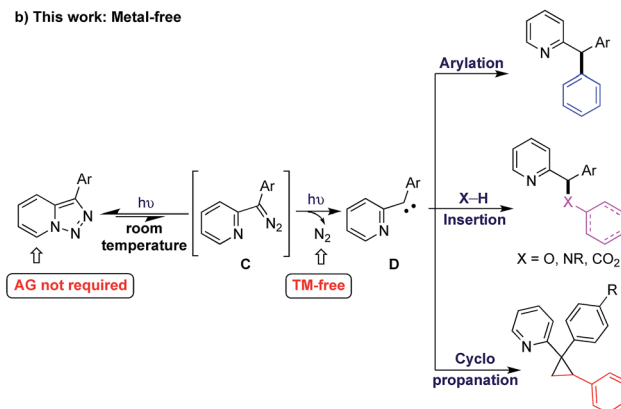
In continuation of our studies on application of pyridotriazoles in the synthesis of nitrogen-containing heterocycles,^{3a–e} we hypothesized a metal-free strategy which can be accessed by utilizing light irradiation.⁸ Compared with numerous methods reported for thermal processes,

photochemical studies of pyridotriazoles are relatively scarce.⁹ Aiming at the development of milder reaction conditions, we started our investigation by analysing the UV-vis absorption spectra of pyridotriazoles **1a–d** (Fig. 1, see ESI† for more details). Among them, only pyridotriazoles **1a** and **1b** bearing aryl substituents at the C3 position showed appreciable absorption around 390 nm region, which is attributed to the extended conjugation in these systems. Thus, we hypothesized that upon irradiation, the excited pyridotriazole **1a** could undergo a ring-chain tautomerism to deliver its diazo tautomer

a) Previous work: Transition-metal catalyzed



b) This work: Metal-free



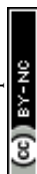
Scheme 1 Thermal and light-induced generation of carbenes from pyridotriazoles.

^aDepartment of Chemistry, University of Illinois at Chicago, 845 W. Taylor St., Chicago, Illinois, 60607, USA

^bDepartment of Chemistry and Biochemistry, University of Texas at Dallas, 800 W Campbell RD, Richardson, Texas, 75080, USA. E-mail: vlad@utdallas.edu

† Electronic supplementary information (ESI) available. See DOI: 10.1039/c9sc02448d

‡ These authors contributed equally to this work.



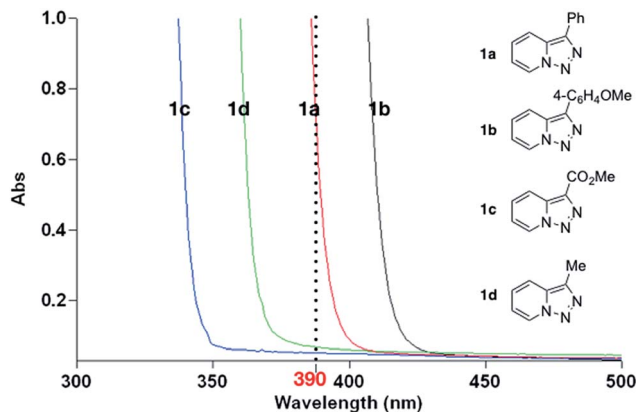


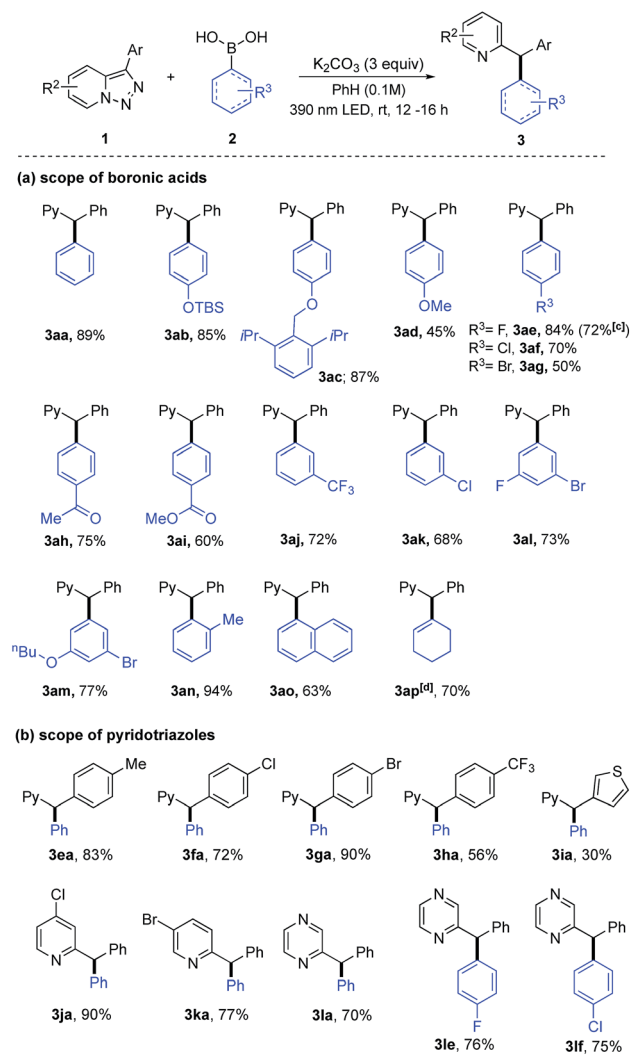
Fig. 1 UV-vis absorption spectra of pyridotriazoles.

C (Scheme 1b), which upon denitrogenation¹⁰ would deliver reactive carbene species D.

To test this hypothesis, we examined a metal-free arylation reaction of 3-phenyl[1,2,3]triazolo[1,5-a]pyridine **1a** with boronic acid **2** (Table 1). The optimization studies indicated that performing this reaction under 390 nm irradiation in 0.1 M benzene solution with 1.5 equiv. of boronic acid in the presence of 3 equiv. K_2CO_3 at room temperature allows to produce diphenyl-2-pyridylmethane **3aa** in 89% yield (entry 1). Employment of other additives (entries 2–4) or solvents (entries 5–7) led to diminished yields. Only 25% of the product was formed without K_2CO_3 (entry 8), which points on the importance of the base for formation of the reactive triphenylboroxine arylating reagent.^{7a} The control experiments indicated no reaction under 455 nm or 427 nm LED irradiating (entries 9 and 10) or under

thermal conditions in the absence of light (entry 11).¹¹ Expectedly, the attempts on employment of pyridotriazoles **1c** and **1d**, which are transparent in 390 nm region under these reaction conditions failed. Although the pyridotriazole **1d** showed notable absorption in 370 nm region, the attempts of its arylation under irradiation with 370 nm LED lamp failed probably due to competing side reactions of the formed unstable carbene.

Intrigued by the uncovered novel reactivity of pyridotriazoles under photo-induced conditions and inspired by the importance of triarylmethanes,¹² we further explored the scope of this arylation reaction. Markedly, this C–C coupling reaction showed wide scope and high functional-group tolerance on both reaction partners (Table 2a). Thus, diversely functionalized boronic acids **2** bearing electron-rich (**2b–2d**), electron-

Table 2 Arylation reactions of pyridotriazoles^{a,b}Table 1 Optimization of arylation reaction parameters^a

Entry	Deviation from standard conditions	Yield ^b , %
1	None	89
2	CS_2CO_3 instead of K_2CO_3	73
3	K_3PO_4 instead of K_2CO_3	44
4	NEt_3 instead of K_2CO_3	40
5	PhMe instead of PhH	84
6	THF instead of PhH	0
7	$CHCl_3$ instead of PhH	24
8	Without K_2CO_3	25
9	455 nm LED instead of 390 nm LED	0
10	427 nm LED instead of 390 nm LED	0
11	No light, dark, 50 to 120 °C	0

^a Reaction conditions: pyridotriazole **1** (0.05 mmol), boronic acids **2** (1.5 equiv.), K_2CO_3 (3 equiv.), benzene (0.1 M), and a 40 W 390 nm LED at room temperature. ^b GC/MS yields.

^a Reaction conditions: pyridotriazole **1** (0.2 mmol), boronic acids **2** (1.5 equiv.), K_2CO_3 (3 equiv.), benzene (0.1 M), 40 W 390 nm LED at room temperature. ^b Yield of isolated product. ^c Reaction was performed in 1 mmol scale. ^d Toluene (0.1 M) used as a solvent.



deficient (**2h–2j**), electron-neutral (**2n**), halogen-containing (**2e–2g** and **2k–2m**), and sterically encumbered (**2o**) substituents at the *ortho*-, *meta*- and *para*-positions smoothly reacted with 3-phenyl[1,2,3]triazolo[1,5-*a*]pyridine **1a** to produce diphenyl-2-pyridylmethanes **3aa–3an** in good to excellent yields. In addition, the reaction of phenylboronic acid with the *para*-siloxy substituent worked well to give **3ab** in good yield, which upon desilylation offered access to the phenol product. Notably, the reaction also efficiently proceeded with the alkenyl boronic acid **2p** providing cyclohexen-1-yl product **3ap** in 70% yield. Studies on the scope of pyridotriazoles showed that pyridotriazoles **1** bearing different 4-substituted phenyl or heteroaryl groups at C3 position furnished the corresponding triarylmethane products **3ea–3ia** in moderate to high yields. In addition, 5-chloro pyridotriazole, 6-bromo pyridotriazole and N-fused heterocyclic pyrazinotriazole successfully underwent arylation with different arylboronic acids to give **3ja**, **3ka**, 2-(diphenylmethyl) pyrazine (**3la**, **3le** and **3lf**) in good yields.

Next, we turned our attention to carbene X–H insertion reactions^{10a} (Table 3). To this end, pyridotriazoles **1**, under standard reaction conditions, were examined in reactions with phenols, alcohols, sulfonamides, and carboxylic acids (Table 3a). All substituted phenols tested provided the O–H insertion products **7aa–7af** in moderate yields, albeit with trace to substantial amounts of the C–H insertion regioisomers.¹³ These reaction conditions appeared to be very general for reactions with alcohols **4g–4n**. Thus, alcohols possessing various alkyl, alkenyl, thiomethyl, and even sterically hindered bicyclo groups all reacted well, providing ethers **7ag–7fm** in good to high yields. Moreover, this reaction chemoselectively gave O–H insertion products with alkenols (**7al** and **7am**), double bond moiety of which was not compromised. Likewise, aliphatic chlorine substituent was tolerated in **4n**, which constitutes an additional handle for further derivatizations. In contrast to a facile O–H insertion reaction with phenols, the insertion into the N–H bond of aniline **5a** was sluggish (Table 3b), which can probably be attributed to its higher p*K*_a value.^{5d} However, more acidic primary and secondary sulfonamides **5b–g** reacted smoothly to produce the N–H insertions products **8ab–8ag** in reasonable to high yields. Phthalimide **5h** provided the insertion product **8ah** in reasonable yield. Furthermore, both aliphatic and aromatic carboxylic acids **6a–6c** were also found to be the competent substrates for the COO–H insertion reactions producing the corresponding esters **9aa–9cc** in good yields (Table 3c).

In addition, it was also found that upon photoirradiation, the pyridotriazoles underwent efficient cyclopropanation with alkenes **10** (Table 4). The scope of pyridotriazoles was studied first. Pyridotriazoles **1** bearing different 4-substituted phenyl or heteroaryl groups at C3 position gave the corresponding cyclopropanes **11aa–11ia** in moderate to high yields.¹⁴ 3-Naphthalenyl pyridotriazole furnished product **11na** in high yield. Furthermore, N-fused heterocyclic quinolinotriazole and 7-chloro pyridotriazole successfully underwent cyclopropanation with styrene to give **11ma** and **11oa**. The scope of the process with respect to the alkene components was examined next. Cyclopropanes **11ab–11ae** were obtained from a diverse array of

Table 3 X–H insertion reactions^{ab}

(a) scope of O–H insertion;

 7aa , 50% C ₄ -H insertion; 20%	 7ab , 50% C ₂ -H insertion; 21%	 7ac , 52% C ₂ -H insertion; traces	 7ad , 59% C ₂ -H insertion; traces
 7ae , 54% C ₂ -H insertion; traces	 7af , 51% C ₂ -H insertion; traces	 7ag , 70%	 7ah , 60%
 7ai , 67%	 7aj ^[cl] , 65%	 7ak , 47%	 7al , 58%
 7am , 56%	 7fn , 80%		

(b) scope of N–H insertion;

 8aa , 10%	 8ab , 50%	 8ac , 40%	 8ad , 74%
 8ae , 64%	 8af , 61%	 8ag , 90%	 8ah , 50%

(c) scope of COO–H insertion;

 9aa , 65%	 9ab , 63%	 9cc , 60%
----------------------	----------------------	----------------------

^a Reaction conditions: pyridotriazole **1** (0.2 mmol), X–H insertion partners **4**, **5** or **6** (4 equiv.), benzene (0.1 M), 40 W 390 nm LED at room temperature. ^b Yield of isolated product. ^c dr 1 : 1.

ortho-, *meta*-, *para*- and disubstituted styrenes in high yields. 2-Vinylpyridine, vinyl ether, acrylonitrile, vinyl ketone and ethyl acrylate efficiently participated in the reaction to give the products **11ag–11ak**. Notably, a double bond of indole also



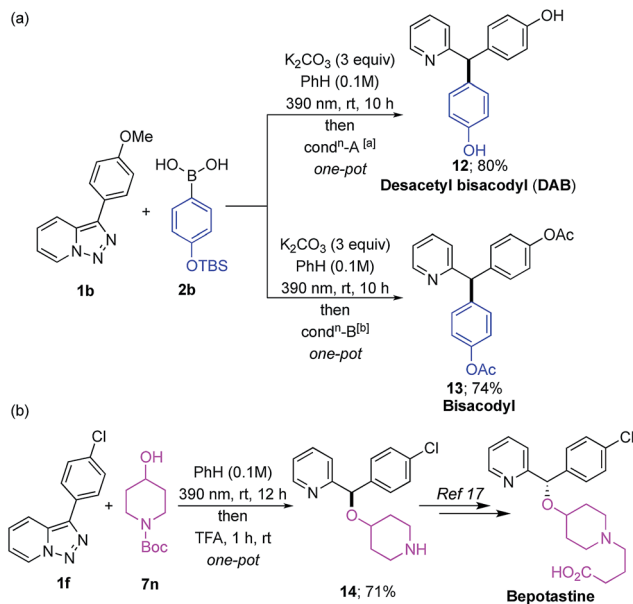
Table 4 Cyclopropanation reactions^a

(a) scope of pyridotriazoles	
 11aa, 77% dr 1.3:1	 11ba, 72% dr 1.2:1
 11ea, 86% dr 1.2:1	 11ga, 71% dr 1.2:1
 11ha, 80% dr 1.1:1	 11ia, 38% dr 2.5:1
 11na, 75% dr > 20:1	 11ma, 31% dr 1.7:1
(b) scope of alkenes	
 11oa, 95% dr 1.2:1	 11ab, 96% dr 1.1:1
 11ac, 94% dr 1.6:1	 11ad, 99% dr 1.5:1
 11ae, 84% dr 1.1:1	 11af, 35% dr 5:1
 11ag, 97% dr 1.7:1	 11ah, 42% dr 1.1:1
 11ai, 68% dr 1.5:1	 11aj, 70% dr 4:1
 11ak, 90% dr 9:1	 11al, 30% dr 1:1

^a Reaction conditions: pyridotriazole **1** (0.2 mmol), styrene **10** (3 equiv.), benzene (0.1 M), 40 W 390 nm LED at room temperature.

participated in this reaction, providing fused product **11al** in moderate yield.

Synthetic usefulness of this methodology was illustrated on the facile syntheses of selected bioactive molecules. Thus, desacetyl bisacodyl (DAB) **12**¹⁵ and bisacodyl **13**,¹⁶ which are used as stimulant laxative drugs, were efficiently obtained *via* the one-pot procedures from the pyridotriazole **1b** with arylboronic acid **2b** (Scheme 2a). Furthermore, piperidine derivative **14**,¹⁷ the synthetic precursor of antihistamine agent Bepotastine, was easily accessed by the O–H insertion reaction of **7n** with pyridotriazole **1f** (Scheme 2b).



Scheme 2 Synthesis of biologically active molecules. (a) Conditions A: HBr/AcOH = 1 : 1, reflux, overnight. (b) Conditions B: HBr/AcOH = 1 : 1, reflux, overnight. Then Et_3N (3 equiv.), Ac_2O (4 equiv.), DCM (0.1 M), rt, overnight.

Conclusions

We developed general and efficient arylation, X–H insertions, and cyclopropanation reactions of pyridotriazoles. This transition metal-free light-induced¹⁸ protocol, operating under mild conditions, exhibits wide functional-group tolerance efficiently producing valuable triarylmethanes and heteroatom-substituted benzylpyridine derivatives.

Conflicts of interest

There are no conflicts to declare.

Acknowledgements

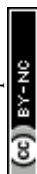
We thank the National Institutes of Health (GM120281) and National Science Foundation (CHE-1663779) for the financial support of this work.

Notes and references

- For reviews on reactivity of pyridotriazoles, see: (a) B. Chattopadhyay and V. Gevorgyan, *Angew. Chem., Int. Ed.*, 2012, **51**, 862–872; *Angew. Chem.*, 2012, **124**, 886–896; (b) P. Anbarasan, D. Yadagiri and S. Rajasekar, *Synthesis*, 2014, **46**, 3004–3023.
- For reviews on reactivity of *N*-sulfonyl triazoles, see: (a) A. V. Gulevich and V. Gevorgyan, *Angew. Chem., Int. Ed.*, 2013, **52**, 1371–1373; *Angew. Chem.*, 2013, **125**, 1411–1413; (b) H. M. L. Davies and J. S. Alford, *Chem. Soc. Rev.*, 2014, **43**, 5151–5162; (c) Y. Jiang, R. Sun, X. Tang and M. Shi, *Chem.–Eur. J.*, 2016, **22**, 17910–17924.



- 3 For the first report on transannulation of pyridotriazoles, see: (a) S. Chuprakov, F. Hwang and V. Gevorgyan, *Angew. Chem., Int. Ed.*, 2007, **46**, 4757–4759; *Angew. Chem.*, 2007, **119**, 4841–4843; see also: (b) S. Chuprakov and V. Gevorgyan, *Org. Lett.*, 2007, **9**, 4463–4466; (c) Y. Shi, A. V. Gulevich and V. Gevorgyan, *Angew. Chem., Int. Ed.*, 2014, **53**, 14191–14195; (d) V. Helan, A. V. Gulevich and V. Gevorgyan, *Chem. Sci.*, 2015, **6**, 1928–1931; (e) Y. Shi and V. Gevorgyan, *Chem. Commun.*, 2015, **51**, 17166–17169; (f) J. H. Kim, T. Gensch, D. Zhao, L. Stegemann, C. A. Strassert and F. Glorius, *Angew. Chem., Int. Ed.*, 2015, **54**, 10975–10979; (g) W. H. Jeon, J. Y. Son, J. E. Kim and P. H. Lee, *Org. Lett.*, 2016, **18**, 3498–3501; (h) A. Joshi, D. C. Mohan and S. Adimurthy, *J. Org. Chem.*, 2016, **81**, 9461–9469; (i) A. Joshi, D. C. Mohan and S. Adimurthy, *Org. Lett.*, 2016, **18**, 464–467; (j) R. Adam, S. Alom, B. Abarca and R. Ballesteros, *Tetrahedron*, 2016, **72**, 8436–8441; (k) H. Kim, S. Kim, J. Kim, J.-Y. Son, K. Um and P. H. Lee, *Org. Lett.*, 2017, **19**, 5677–5680; (l) S. Roy, S. K. Das and B. Chattopadhyay, *Angew. Chem., Int. Ed.*, 2018, **57**, 2238–2243.
- 4 For selected reports on transannulation of *N*-sulfonyl triazoles, see: (a) T. Horneff, S. Chuprakov, N. Chernyak, V. Gevorgyan and V. V. Fokin, *J. Am. Chem. Soc.*, 2008, **130**, 14972–14974; (b) T. Miura, M. Yamauchi and M. Murakami, *Chem. Commun.*, 2009, 1470–1471; (c) B. Chattopadhyay and V. Gevorgyan, *Org. Lett.*, 2011, **13**, 3746–3749; (d) B. T. Parr, S. A. Green and H. M. L. Davies, *J. Am. Chem. Soc.*, 2013, **135**, 4716–4718; (e) J. E. Spangler and H. M. L. Davies, *J. Am. Chem. Soc.*, 2013, **135**, 6802–6805; (f) J. S. Alford, J. E. Spangler and H. M. L. Davies, *J. Am. Chem. Soc.*, 2013, **135**, 11712–11715; (g) B. T. Parr and H. M. L. Davies, *Angew. Chem., Int. Ed.*, 2013, **52**, 10044–10047; *Angew. Chem.*, 2013, **125**, 10228–10231; (h) M. Zibinsky and V. V. Fokin, *Angew. Chem., Int. Ed.*, 2013, **52**, 1507–1510; *Angew. Chem.*, 2013, **125**, 1547–1550; (i) S. Chuprakov, S. W. Kwok and V. V. Fokin, *J. Am. Chem. Soc.*, 2013, **135**, 4652–4655; (j) T. Miura, T. Tanaka, K. Hiraga, S. G. Stewart and M. Murakami, *J. Am. Chem. Soc.*, 2013, **135**, 13652–13655; (k) T. Miura, K. Hiraga, T. Biyajima, T. Nakamuro and M. Murakami, *Org. Lett.*, 2013, **15**, 3298–3301; (l) E. E. Schultz and R. Sarpong, *J. Am. Chem. Soc.*, 2013, **135**, 4696–4699; (m) Y. Shi and V. Gevorgyan, *Org. Lett.*, 2013, **15**, 5394–5396; (n) T. Miura, Y. Funakoshi and M. Murakami, *J. Am. Chem. Soc.*, 2014, **136**, 2272–2275; (o) C. Kim, S. Park, D. Eom, B. Seo and P. H. Lee, *Org. Lett.*, 2014, **16**, 1900–1903; (p) J. Yang, C. Zhu, X. Tang and M. Shi, *Angew. Chem., Int. Ed.*, 2014, **53**, 5142–5146; *Angew. Chem.*, 2014, **126**, 5242–5246; (q) H. Shang, Y. Wang, Y. Tian, J. Feng and Y. Tang, *Angew. Chem., Int. Ed.*, 2014, **53**, 5662–5666; (r) K. Chen, Z.-Z. Zhu, Y.-S. Zhang, X.-Y. Tang and M. Shi, *Angew. Chem., Int. Ed.*, 2014, **53**, 6645–6649; (s) F. Medina, C. Besnard and J. Lacour, *Org. Lett.*, 2014, **16**, 3232–3235; (t) V. N. G. Lindsay, H. M.-F. Viart and R. Sarpong, *J. Am. Chem. Soc.*, 2015, **137**, 8368–8371; (u) W. Cheng, Y. Tang, Z. Xu and C. Li, *Org. Lett.*, 2016, **18**, 6168–6171; (v) Y. Li, R. Zhang, A. Ali, J. Zhang, X. Bi and J. Fu, *Org. Lett.*, 2017, **19**, 3087–3090; (w) L. Fu, H. M. L. Davis and R. Sarpong, *Org. Lett.*, 2017, **19**, 1504–1507; (x) W. Chen, Y. Bai, Y. Luo and P. Xu, *Org. Lett.*, 2017, **19**, 364–367; (y) D. Yadagiri, M. Chaitanya, A. C. S. Reddy and P. Anbarasan, *Org. Lett.*, 2018, **20**, 3762–3765.
- 5 For selected reports on X–H insertions of *N*-sulfonyl triazoles, see: (a) S. Chuprakov, J. A. Malik, M. Zibinsky and V. V. Fokin, *J. Am. Chem. Soc.*, 2011, **133**, 10352–10355; (b) T. Miura, T. Biyajima, T. Fujii and M. Murakami, *J. Am. Chem. Soc.*, 2012, **134**, 194–196; (c) T. Miura, T. Tanaka, T. Biyajima, A. Yada and M. Murakami, *Angew. Chem., Int. Ed.*, 2013, **52**, 3883–3886; *Angew. Chem.*, 2013, **125**, 3975–3978; (d) S. Chuprakov, B. T. Worrell, N. Selander, R. K. Sit and V. V. Fokin, *J. Am. Chem. Soc.*, 2014, **136**, 195–202; (e) T. Miura, Q. Zhao and M. Murakami, *Angew. Chem., Int. Ed.*, 2017, **56**, 16645–16649.
- 6 For selected reports on cyclopropanation of *N*-sulfonyl triazoles, see: (a) S. Chuprakov, S. W. Kwok, L. Zhang, L. Lercher and V. V. Fokin, *J. Am. Chem. Soc.*, 2009, **131**, 18034–18035; (b) N. Grimster, L. Zhang and V. V. Fokin, *J. Am. Chem. Soc.*, 2010, **132**, 2510–2511; (c) J. S. Alford and H. M. L. Davies, *Org. Lett.*, 2012, **14**, 6020–6023; (d) J. C. Culhane and V. V. Fokin, *Org. Lett.*, 2011, **13**, 4578–4580.
- 7 For selected transformations on *N*-sulfonyl triazoles, see: (a) N. Selander, B. T. Worrell, S. Chuprakov, S. Velaparthi and V. V. Fokin, *J. Am. Chem. Soc.*, 2012, **134**, 14670–14673; (b) D. Yadagiri, A. C. S. Reddy and P. Anbarasan, *Chem. Sci.*, 2016, **7**, 5934–5938; (c) A. Bosmani, A. Guarnieri-Ibáñez, S. Goudedranche, C. Besnard and J. Lacour, *Angew. Chem., Int. Ed.*, 2018, **57**, 7151–7155.
- 8 M. Ratushnyy, M. Kamenova and V. Gevorgyan, *Chem. Sci.*, 2018, **9**, 7193–7197.
- 9 Harsh UVC irradiation by Hg–Xe lamp combined with monochromators or fillers was reported (a) M. Kuzaj, H. Lüerssen and C. Wentrup, *Angew. Chem., Int. Ed.*, 1986, **25**, 480–482; (b) K. Komatsu, N. Ichikawa and H. Tomioka, *J. Am. Chem. Soc.*, 1993, **115**, 8621–8626; (c) A. Ignatchenko and H. E. Zimmerman, *J. Org. Chem.*, 1999, **64**, 6635–6645; (d) A. Kuhn, C. Plüg and C. Wentrup, *J. Am. Chem. Soc.*, 2000, **122**, 1945–1948; (e) C. Plüg, A. Kuhn and C. Wentrup, *J. Chem. Soc., Perkin Trans. 1*, 2002, 1366–1368; (f) H. G. Aderson, P. Bednarek and C. Wentrup, *J. Phys. Org. Chem.*, 2003, **16**, 519–524; (g) N. Fu, A. D. Allen, S. Kobayashi, P. A. Sequeira, M. Shang, T. T. Tidewell and M. Mishima, *J. Am. Chem. Soc.*, 2007, **129**, 6210–6215. For recent report on photo-redox transformation of benzotriazoles, see: (h) M. Teders, A. Gómez-Suárez, L. Pitzer, M. N. Hopkinson and F. Glorius, *Angew. Chem., Int. Ed.*, 2017, **56**, 902–906; (i) M. Teders, L. Pitzer, S. Buss and F. Glorius, *ACS Catal.*, 2017, **7**, 4053–4056.
- 10 (a) I. D. Jurberg and H. M. L. Davies, *Chem. Sci.*, 2018, **9**, 5112–5118; (b) T. Xiao, M. Mei, Y. He and L. Zhou, *Chem. Commun.*, 2018, **54**, 8865–8868; (c) R. Hommelsheim, Y. Guo, Z. Yang, C. Empel and R. M. Koenigs, *Angew. Chem., Int. Ed.*, 2019, **58**, 1203–1207; (d) Ł. W. Ciszewski, K. Rybicka-Jasińska and D. Gryko, *Org. Biomol. Chem.*,



- 2019, **17**, 432–448; (e) F. He and R. M. Koenigs, *Chem. Commun.*, 2019, **55**, 4881–4884; (f) J. Yang, J. Wang, H. Huang, G. Qin, Y. Jiang and T. Xiao, *Org. Lett.*, 2019, **21**, 2654–2657; (g) S. Jana and R. M. Koenigs, *Asian J. Org. Chem.*, 2019, **8**, 683–686; (h) Z. Yang, Y. Guo and R. M. Koenigs, *Chem.–Eur. J.*, 2019, **25**, 6703; (i) X. Zhang, C. Du, H. Zhang, X. Li, Y. Wang, J. Niu and M. Song, *Synthesis*, 2019, **51**, 889–898.
- 11 During manuscript preparation, a related work on thermal arylation of mostly activated pyridotriazoles has been reported, see: C. Dong, X. Wang, Z. Pei and R. Shen, *Org. Lett.*, 2019, **21**, 4148–4152.
- 12 For application and importance of triarylmethanes, see: (a) M. Irie, *J. Am. Chem. Soc.*, 1983, **105**, 2078–2079; (b) D. Duxbury, *Chem. Rev.*, 1993, **93**, 381–433; (c) M. S. Shchepinov, *Chem. Soc. Rev.*, 2003, **32**, 170–180; (d) R. S. Dothager, K. S. Putt, B. J. Allen, B. J. Leslie, V. Nesterenko and P. J. Hergenrother, *J. Am. Chem. Soc.*, 2005, **127**, 8686–8696; (e) V. Nair, S. Thomas, S. C. Mathew and K. G. Abhilash, *Tetrahedron*, 2006, **62**, 6731–6747; (f) A. C. Bhasikuttan, J. Mohanty, W. M. Nau and H. Pal, *Angew. Chem., Int. Ed.*, 2007, **46**, 4120–4122; (g) S. K. Das, G. Panda, V. Chaturvedi, Y. S. Manju, A. K. Gaikwad and S. Sinha, *Bioorg. Med. Chem. Lett.*, 2007, **17**, 5586–5589; (h) H. Abe, J. Wang, K. Furukawa, K. Oki, M. Uda, S. Tsuneda and Y. Ito, *Bioconjugate Chem.*, 2008, **19**, 1219–1226; (i) H. N. Kim, M. H. Lee, H. J. Kim, J. S. Kim and J. Yoon, *Chem. Soc. Rev.*, 2008, **37**, 1465–1472; (j) M. Beija, C. A. M. Afonso and M. G. Martinho, *Chem. Soc. Rev.*, 2009, **38**, 2410–2433. For the synthesis of triarylmethanes, selected examples: (k) T. Niwa, H. Yorimitsu and K. Oshima, *Org. Lett.*, 2007, **9**, 2373–2375; (l) Y. Xia, F. Hu, Z. Liu, P. Qu, R. Ge, C. Ma, Y. Zhang and J. Wang, *Org. Lett.*, 2013, **15**, 1784–1787; (m) M. Nambo and C. M. Crudden, *Angew. Chem., Int. Ed.*, 2014, **53**, 742–746; (n) X. Cao, S. Sha, B. Kim, C. Morgan, R. Huang, C. Yang and P. J. Walsh, *Chem. Sci.*, 2016, **7**, 611–618.
- 13 For nucleophilic addition of electron-rich arenes to rhodium carbenoids, see: (a) D. Yadagiri and P. Anbarasan, *Org. Lett.*, 2014, **16**, 2510–2513; (b) S. Shin, Y. Park, C. Kim, J. Son and P. Lee, *J. Org. Chem.*, 2015, **80**, 5859–5869. We were unsuccessful under optimized condition with different electron rich arenes using stoichiometric amount of solvent.
- 14 Employment of methyl-substituted pyridotriazole **1d** under 370 nm irradiation produced trace amounts of the product.
- 15 T. Fujita, S. Karaki, T. Tateika and A. Kuwahara, *Biomed. Res.*, 2016, **37**, 13–20.
- 16 (a) R. D. Kacere, S. S. Srivatsa, W. J. Tremaine, L. E. Ebnet and K. P. Batts, *Mayo Clin. Proc.*, 1993, **68**, 355–357; (b) K. Kudo, C. Miyazaki, R. Kadoya, T. Imamura, N. Jitsufuchi and N. Ikeda, *J. Anal. Toxicol.*, 1998, **22**, 274–278; (c) S. D. Wexner, T. Force, D. E. Beck, T. H. Baron, R. D. Fanelli, N. Hyman, B. Shen and K. E. Wasco, *Gastrointestinal Endoscopy*, 2006, **63**, 894–909.
- 17 T. H. Ha, K. H. Suh and G. S. Lee, *Bull. Korean Chem. Soc.*, 2013, **34**, 549–553.
- 18 Test experiments indicated that analogously to the arylation reaction (Table 1, entry 11), no X–H insertion or cyclopropanation reactions occur under dark conditions.

