


 Cite this: *RSC Adv.*, 2022, 12, 32440

Bifunctional organoboron–phosphonium catalysts for coupling reactions of CO₂ and epoxides†

 Mani Sengoden,^a Gulzar A. Bhat ^{*b} and Donald J. Darensbourg ^{*a}

Recent years have witnessed intensive research activity in exploring novel metal-free organocatalysts for catalyzing the coupling reactions of CO₂ and epoxides to afford cyclic or polymeric carbonates. In this direction, herein we report a series of boron–phosphonium organocatalysts for catalyzing the coupling reactions of CO₂ and epoxides. These organophosphonium catalysts were synthesized in high yields by following a two step protocol involving Menschutkin and hydroboration reactions in succession. The purity of these organocatalysts was confirmed by spectroscopic techniques like ¹H, ¹³C and ³¹P NMR, and molecular structures were confirmed by single crystal X-ray diffraction studies. We have also demonstrated that these bifunctional organoboron–phosphonium catalysts are comparatively much less hygroscopic compared to the analogous ammonium catalysts. These phosphonium organocatalysts were shown to catalyze the copolymerization of CO₂ and cyclohexene oxide or vinyl cyclohexene oxide to provide polycarbonates with >99% polymer selectivity and carbonate linkages. The coupling reactions of aliphatic epoxides such as PO, having lower energy barrier to cycloaddition formation compared to alicyclic epoxides, preferentially provided cyclic carbonates in good yields. It was demonstrated that these organoboron–phosphonium catalysts are sensitive to chain transfer agents like water, and hence are deactivated in its presence. This is opposite to what is observed for metal based catalysts for these transformations, where water serves as a precursor to the chain-transfer agent diols.

 Received 9th October 2022
 Accepted 28th October 2022

DOI: 10.1039/d2ra06358a

rsc.li/rsc-advances

Introduction

A major challenge our world faces today is the mitigation of CO₂ emissions. In order to accomplish this requires two strategies, produce less carbon dioxide and capture more. Capturing and safely storing CO₂ emissions are currently emerging technologies which must be partnered with CO₂ utilization (CCU) in attempts to remain economically viable.^{1–4} Currently, approximately 250 Mt per year of CO₂ are used as a raw material in the chemical industry out of 40 Gt per year of CO₂ emissions.⁵ Therefore, as a means to achieve the necessary reduction in global CO₂ emissions and address its impact on climate change, significant advancement in the valorization of carbon dioxide are needed. Among various efforts on the utilization of CO₂ as a C-1 feedstock, the coupling of CO₂ and epoxides to synthesize cyclic and polymeric carbonates is attractive and has drawn considerable attention from both academia and industrial communities because of its atom-economic and greener approach.^{6,7} Both the cycloaddition and polymeric products find

diverse applications. For example, the cyclic carbonates have widely been utilized as polar aprotic solvents,⁸ electrolytes for lithium-ion battery,⁹ starting materials for polycarbonate synthesis *via* ring opening polymerization and pharmaceutical industry.^{10,11} The polycarbonates have been employed and proposed as alternatives to petro-based chemicals for use in the fields of automotive,¹² medical,¹³ and electronic industries^{14,15} besides being used as starting materials for making polyurethane industry.¹⁶

Metal-based homogeneous or heterogeneous catalytic systems for the coupling of CO₂ and epoxides to afford either copolymers or cycloaddition products have seen tremendous developments since the first report by Inoue and coworkers in 1969 using poorly defined zinc catalysts.^{17–36} The exponential growth in exploring new catalysts is strongly aided by diverse applications of these cyclic or polycarbonate products. Many of these new metal catalysts have found to be very effective in terms of selectivity and regio-regularity in providing polycarbonate polymers.^{37,38} Despite the impressive advances made in the development of metal based catalysts for this coupling reaction, toxicity associated with the residual metal contaminants especially in medical applications of these polycarbonates and cost concerns strongly advocates for finding the alternative catalyst for this coupling reaction. In this direction, recent years have witnessed exponential progress in exploring various organocatalysts for different organic transformation

^aDepartment of Chemistry, Texas A&M University, College Station, Texas 77843, USA. E-mail: djdarens@chem.tamu.edu
^bCentre for Interdisciplinary Research and Innovations, University of Kashmir, Srinagar, Jammu and Kashmir 190006, India. E-mail: gulzarbhat@uok.edu.in

 † Electronic supplementary information (ESI) available. CCDC 2191004 and 2191005. For ESI and crystallographic data in CIF or other electronic format see DOI: <https://doi.org/10.1039/d2ra06358a>


reactions primarily motivated by low cost, versatile chemical structure, simple synthetic procedures *etc.*^{39–41}

Recent evolution of organocatalysts for performing the coupling of epoxides and CO₂ offers an appealing strategy.^{42–46} Numerous studies have been reported where these organocatalysts effectively catalyze the coupling of CO₂ and epoxides to provide either five-membered cyclic carbonates or polymers selectively.^{27,47–59} These catalyst systems include imidazolium salts, quaternary ammonium salts, phosphonium salts, amidine-based, carbene-based, and hydrogen bond donor-systems. For example very recently Wu and coworkers reported a bifunctional organoboron catalyst system which effectively catalyzes the coupling of CO₂ and CHO to selectively afford PCHC with excellent TOF.⁴⁹ It has also been observed that the acidity of the Lewis acid, the nucleophilicity of the Lewis base, along with the steric effects of the Lewis pair are the deciding factors for effective metal-free catalysts.^{44,60}

Thus keeping these results into consideration with their main limitation being air and moisture sensitivity, in this study we report a series of closely related boron–phosphonium organocatalysts for catalyzing the coupling of CO₂ and epoxides.⁶¹ Compared with the previously developed organocatalytic systems, these catalysts show equally good activity, and are relatively more stable under air and moisture conditions.

Results and discussion

Catalyst synthesis and characterization

Bifunctional catalysts featuring Lewis acidic 9-borabicyclo [3.3.1]nonane (BBN) centers and a phosphonium halide were synthesized in high yields by following the two step route shown in Table 1. In the first step, the stoichiometric reaction of phosphines with alkenyl halides (*i.e.*, Menschutkin reaction) in acetonitrile produced the corresponding phosphonium salts. In the second step, the desired bifunctional organocatalysts were achieved through the hydroboration reaction of the double

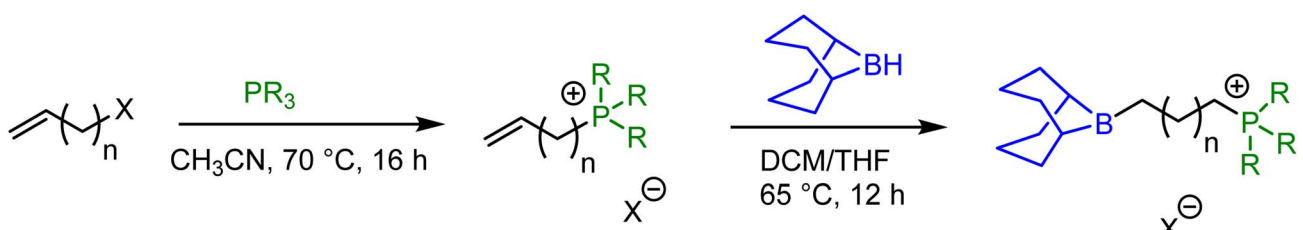
bond of the phosphonium salts using 9-BBN in CH₂Cl₂ at 65 °C. All of these organocatalysts having different alkyl lengths between boron and phosphorus centers and variable –R groups on phosphonium salts were obtained as white solids by simply washing with *n*-pentane and subsequent drying in vacuum in high yields (95–99%). The catalysts were characterized by ¹H and ³¹P NMR spectroscopy and their molecular structures were confirmed by single crystal X-ray diffraction studies as shown in Fig. 1 for entry 1 in Table 1. X-ray diffraction quality crystals were grown by slow evaporation at room temperature in DCM/toluene solvent mixture. Catalyst **1a** was shown to crystallize in the triclinic crystal system with *P* $\bar{1}$ space group. The catalyst **1b** also crystallizes in triclinic crystal system with *P* $\bar{1}$ space group and has one water molecule in the crystal lattice (Fig. 2). The water molecule is involved in hydrogen bonding with the Br[–] which eventually result in the formation of a weakly bound dimer as shown in Fig. 2b. The synthetic protocol of these catalysts is simple and the starting materials employed are cheap and easily available, thus preparation of the catalyst in a large scale is practical, as we have demonstrated on a 10 g scale.

In order to test the moisture stability of these bifunctional organophosphonium catalysts, we have performed a “standing test in air” where we have maintained the newly synthesized organocatalysts at room temperature under aerobic conditions and compared it with the boron ammonium organocatalysts. We have observed that the boron ammonium organocatalysts under identical aerobic conditions rapidly absorbs the moisture, whereas the bifunctional organophosphonium catalysts are much less hygroscopic and does not lose their powdered morphology over this time period (Fig. 3). We have also recorded these events in a video which is provided in ESI.†

Catalyst screening and CHO/CO₂ copolymerization studies

These organocatalysts were examined as catalysts for the copolymerization reactions of CO₂ and cyclohexene oxide

Table 1 Synthetic routes to bifunctional organocatalysts



Entry	Catalyst	<i>n</i>	R	X	Yield (%)
1	1a	1	Ph	Cl	96
2	1b	1	Ph	Br	97
3	2	1	Me	Br	99
4	3	1	Cy	Br	97
5	4	3	Ph	Br	95
6	5	3	Me	Br	98
7	6	3	Cy	Br	96



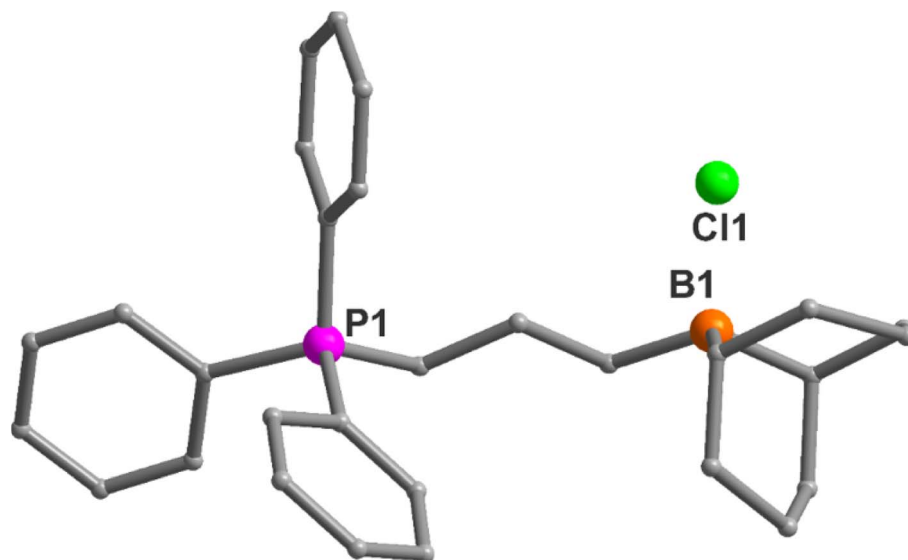


Fig. 1 X-ray crystal structure of the organocatalyst **1a** (entry 1 in Table 1). B1...P1 distance is 5.551 Å.

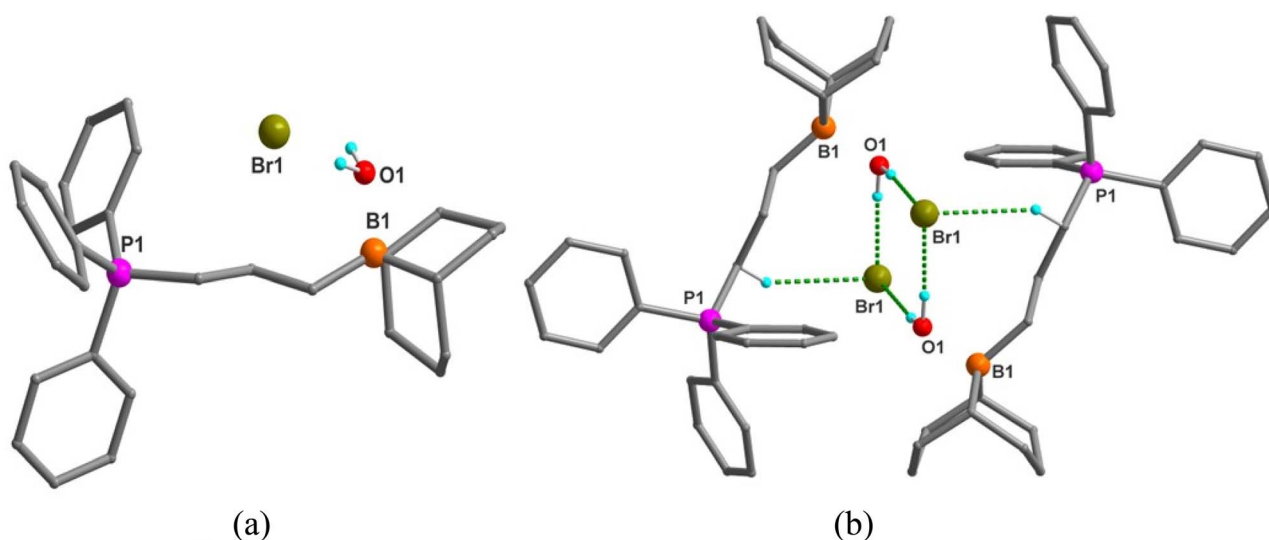


Fig. 2 (a) X-ray crystal structure of the organocatalyst **1b** (entry 2 in Table 1) B1...P1 distance is 5.533 Å. (b) Dimer formation of **2b** due to hydrogen bonding interactions between lattice water, Br⁻ and the C–H hydrogen atoms.

(CHO). A comprehensive study of the effects of catalyst structure, catalyst loading, reaction temperature, reaction time, and CO₂ pressure on coupling of CHO and CO₂ are summarized in Table 2. Firstly, we started our investigation by probing the influence of different anions on the catalytic activity of these organocatalysts for the CHO/CO₂ copolymerization by choosing anions such as chloride and bromide. As shown in Table 2, entries 1 and 2, on using the bifunctional catalyst **1a** and **1b** having same $-(\text{CH}_2)_3-$ linker length, catalyst having Cl⁻ as counter anion gave 47% conversion in 5 h at 80 °C and 1.5 MPa CO₂ pressure to afford PCHC with a M_n value of 10.5 kg mol⁻¹ and polydispersity of 1.11. On the other hand, catalyst **1b** having a bromide anion showed increased catalytic activity with a conversion of 61% and a M_n value of 13.8 kg mol⁻¹ and

narrow polydispersity. Next, we turned our attention to study the effect of different substituents on the phosphines and length of B...P linker on catalytic activities (Table 2, entries 3–7). Thus under similar conditions, and only varying the substituents on phosphines it was revealed that with an increase in bulky substituent on the phosphine a slight increase in the conversion was observed. That is, the catalyst derived from trimethylphosphine **2** showed 45% conversion with a decreased M_n value of 5.7 kg mol⁻¹. Similarly, the tricyclohexylphosphine based catalyst **3** exhibited a slight increase in epoxide conversion (64%) over triphenylphosphine based **1b** with a decreased M_n value of 9.1 kg mol⁻¹. We have further also observed that by increasing the connecting methylene units between phosphorus and boron from 3 to 5,



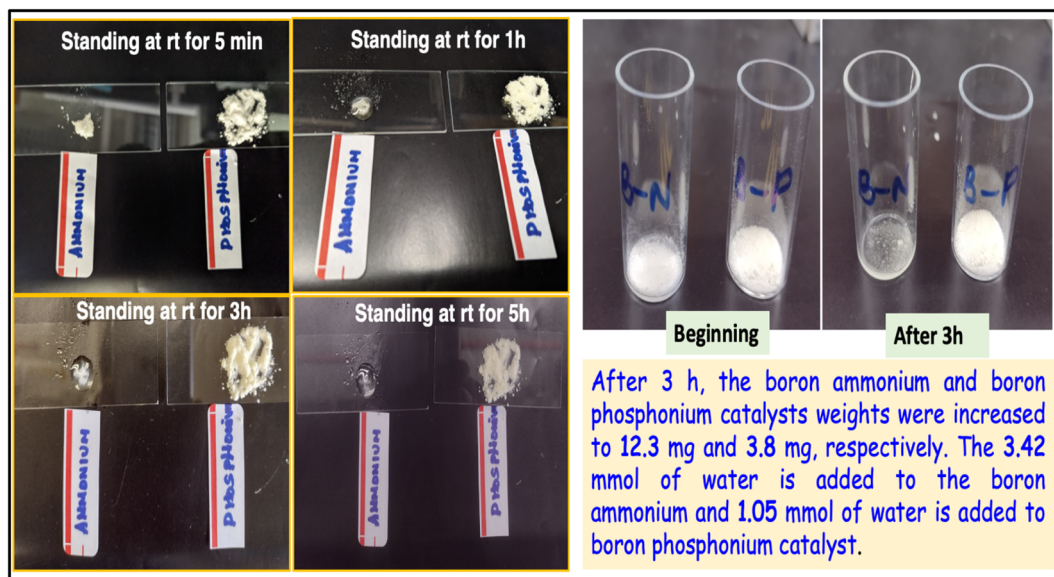


Fig. 3 Left: Comparison of the moisture stability standing test of boron phosphonium catalyst with the boron ammonium catalyst, both samples maintained at room temperature under aerobic conditions. Right: Quantitative comparison of the moisture stability standing test of boron ammonium catalyst (0.2 mmol) with the boron phosphonium catalyst (0.2 mmol).

the catalytic activity of these organocatalysts for the copolymerization of CHO/CO₂ decreased significantly. Thus, due to cost of starting materials and catalytic efficiency, we therefore choose **1b** as a model catalyst to further investigate the effect of

catalyst loadings, reaction temperature, and CO₂ pressure on the catalytic activity of these organocatalysts. It was observed that on increasing the feed ratio CHO/**1b** from 2500 to 5000, the catalytic activity for polymerization decreased slightly from

Table 2 CHO/CO₂ copolymerization catalyzed by boron–phosphonium systems^a

Entry	Cat.	Temp. (°C)	Time (h)	Conv. ^g (%)	TON	TOF (h ⁻¹)	M _n [kg mol ⁻¹]	PDI
1	1a	80	5	47	470	94	10.5	1.11
2	1b	80	5	61	610	122	13.8	1.13
3	2	80	5	45	450	90	5.7	1.08
4	3	80	5	64	640	128	9.1	1.13
5	4	80	5	57	570	114	15.2	1.13
6	5	80	5	15	150	30	—	—
7	6	80	5	22	220	44	16.5	1.10
8 ^b	1b	80	5	19	475	95	9.2	1.02
9 ^c	1b	80	5	14	700	140	9.7	1.08
10 ^d	1b	80	18	60	600	33	14.4	1.11
11 ^e	1b	80	18	—	—	—	—	—
12	1b	50	18	62	620	35	15.5	1.06
13 ^f	1b	50	18	50	500	28	12.2	1.08
14 ^f	1b	rt	18	19	190	11	5.6	1.07

^a The reaction was performed epoxide (9.9 mmol; 1.5 MPa CO₂; catalyst/epoxides = 1/1000) in a 15 mL autoclave at 80 °C for 5 h. ^b Epoxide (2500 equiv.) used. ^c Epoxide (5000 equiv.) used. ^d Reaction was performed using toluene/CH₂Cl₂ (0.8 mL; 1 : 1 mixture). ^e H₂O (5 equiv.) added. ^f CO₂ (0.5 MPa) was applied. ^g Calculated by ¹H NMR analysis.



a conversion of 19 to 14%, respectively was observed (Table 2, entries 8 and 9). The influence of solvents on the catalytic performance of **1b** was also probed, and it was observed that a CH_2Cl_2 /toluene solvent system gave complete conversion for polymerization. Upon increasing the reaction time to 18 h, there was not much of an impact on the percentage conversion of the copolymerization reaction (Table 2, entry 10).

With the optimized catalyst **1b**, the influence of temperature and CO_2 pressure was also examined for the coupling of CO_2 and epoxides (Table 2, entries 12–14). It was observed that polymerization performed at 50–80 °C gave higher conversion compared to the reactions performed at ambient temperature. It was further observed that a decrease in CO_2 pressure from 1.5 MPa to 0.5 MPa, resulted in a decrease in catalytic activity. When the reaction was carried out below 0.5 MPa CO_2 at ambient temperature a significant decrease in monomer conversion (down to 19%) and molecular weight of the resulting polymer was observed.

To assess the influence of water on the catalytic activity of bifunctional catalyst **1b** for the copolymerization of CO_2 and CHO, we intentionally added five equivalents of water compared to the catalyst loadings. It was found that addition of excess water during the catalytic process resulted in complete deactivation of the catalyst (Table 2, entry 11). Hence, unlike most of the metal catalyzed copolymerization processes, these organocatalysts are not tolerant to an excess in the chain transfer agent, H_2O .

This organoboron–phosphonium catalyst (**1b**) catalyzed the copolymerization of CHO/ CO_2 to give PCHC with >99% polymer selectivity and carbonate linkage formation as detected by ^1H NMR spectroscopy for all the above mentioned copolymerization reactions. Bimodal molecular weight distributions were observed as evidenced by MALDI-ToF spectrum and GPC traces (Fig. 4). The two series observed during this copolymerization are separated by 142 m/z , which correspond to the repeating unit (one unit of cyclohexene carbonate). The major population series (green circle) correspond to the potassium adduct of the PCHC copolymer which are initiated by bromide anion. The minor series (red square) was assigned to the dihydroxy-end-capped PCHC copolymer. The bimodality of these processes presumably results from a trace amount of water present in the reaction system.

In further efforts of exploring the catalytic limits of these bifunctional boron–phosphonium organocatalysts, we selected **1b** as a model catalyst for catalyzing the copolymerization of CO_2 with a range of other commonly employed epoxides. It was observed that propylene oxide (PO), butylene oxide (BO), and styrene oxide (SO) lead only to the formation of five membered cyclic carbonates. We have later extended the substrate scope to epoxides similar to cyclohexene oxide, such as vinyl cyclohexene oxide and aziridine (Fig. 5). As expected, the copolymerization of vinylcyclohexene oxide (VCHO) and CO_2 produced poly(vinylcyclohexene carbonate) with 81% conversion in 5 h at 80 °C and 1.5 MPa CO_2 pressure. A number average molecular weight

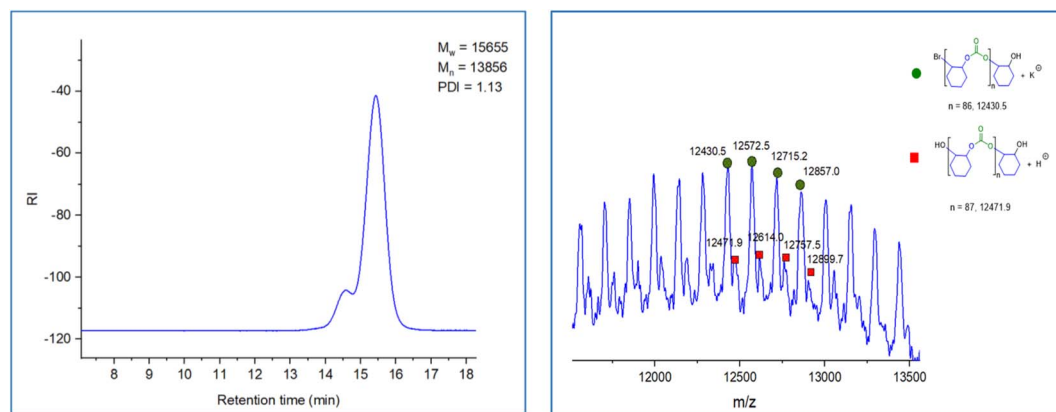


Fig. 4 GPC and MALDI-ToF spectra of the resulted PCHC.

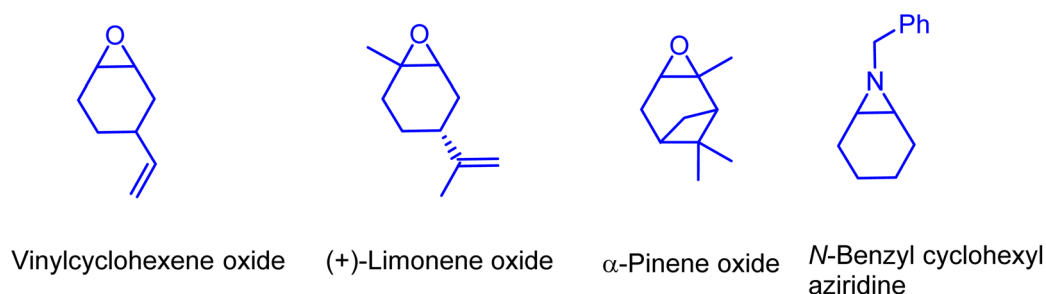
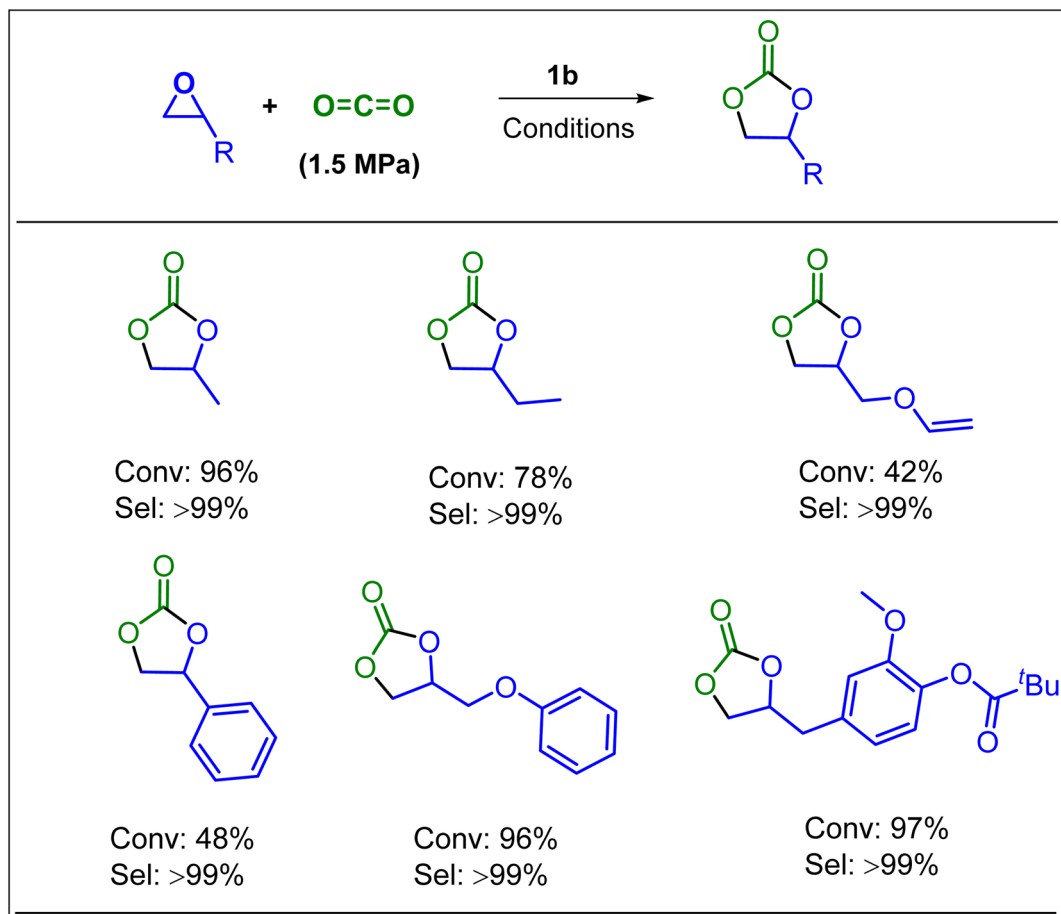


Fig. 5 Employed cyclohexane based epoxide and aziridine monomers.





Scheme 1 Synthesis of cyclic carbonates from various epoxides and CO₂ using organocatalysts **1b**. The reaction was performed epoxide (9.9 mmol; 1.5 MPa CO₂; catalyst/epoxides = 1/1000) in a 15 mL autoclave using toluene/CH₂Cl₂ (0.8 mL) at 80 °C for 18 h.

(M_n) and a polydispersity (PDI) of 17.1 kg mol⁻¹ and 1.13 were obtained, respectively. Attempts of copolymerizing renewable epoxides such as monoterpenes, α -pinene, and limonene derived epoxides, which resemble CHO were unsuccessful. These results suggest that the coordination of the Lewis acidic boron center and epoxide is hampered by the methyl group in the cyclohexane epoxide scaffold. Furthermore, the *N*-benzyl cyclohexyl aziridine was tested under the optimized reaction conditions which only resulted in the formation of corresponding cyclic carbamate in 96% yield (Scheme 1).

The role of these bifunctional organocatalysts is reminiscent to that proposed for bifunctional (salen)MX ($M = \text{Cr, Co}$) catalysts.²⁷ That is, subsequent to epoxide binding to the boron center, ring opening by the anion, and CO₂ insertion, displacement of the anion from boron by an epoxide is stabilized by an electrostatic interaction with the phosphonium cation. Hence, ring opening by the anionic polymer chain end is thought to be the rate determining step (Fig. 6). A more detailed analysis of the reaction mechanism consistent with this interpretation may be found in ref. 62.

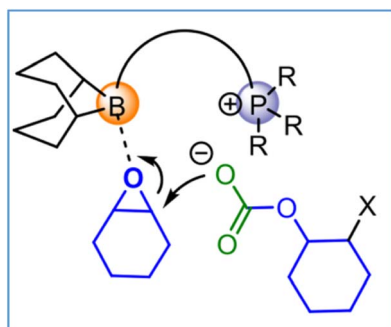


Fig. 6 Rate-determining step in the copolymerization process.

Conclusions

Herein, we report a series of bifunctional organoborane phosphonium catalysts for coupling reactions of epoxides and CO₂ based on the novel contributions of Wu and coworkers on their ammonium analogs.⁴⁹ Importantly, these phosphonium derivatives are much less sensitive to atmospheric moisture than their ammonium versions. Under very similar reaction conditions, these catalysts are more effective at copolymerizing the alicyclic epoxides, cyclohexene oxide and vinyl cyclohexene oxide and CO₂, and at facilitating the cycloaddition reactions of aliphatic epoxides with CO₂ as the organoboron ammonium



catalysts. This strategy should also be applicable to synthesizing phosphonium derivatives of the multinuclear ammonium catalysts which have been shown to be very efficient at copolymerizing propylene oxide and epichlorohydrin with CO₂.⁴⁴ A significant disadvantage of these organocatalysts over commonly employed metal catalysts for these processes is their inability to carry out immortal copolymerization reaction in the presence of excess water. However, direct additions of diols are shown to be effective chain-transfer agents. Be that as it may, there are numerous applications where the absence of trace metals in CO₂-based copolymers is beneficial.

Conflicts of interest

There are no conflicts to declare.

Acknowledgements

DJD gratefully acknowledge the financial support from Robert A. Welch Foundation (A-0923). GAB gratefully acknowledge DST-SERB for Ramanujan fellowship Grant (RJF 2020/000116). The authors also thank Dr Nattamai Bhuvanesh for helping in solving the X-ray Structures.

References

- 1 P. Gabrielli, M. Gazzani and M. Mazzotti, *Ind. Eng. Chem. Res.*, 2020, **59**, 7033–7045.
- 2 A. Kätelhön, R. Meys, S. Deutz, S. Suh and A. Bardow, *Proc. Natl. Acad. Sci. U. S. A.*, 2019, **116**, 11187–11194.
- 3 F. Nocito and A. Dibenedetto, *Curr. Opin. Green Sustain. Chem.*, 2020, **21**, 34–43.
- 4 Z. Zhang, T. Wang, M. J. Blunt, E. J. Anthony, A.-H. A. Park, R. W. Hughes, P. A. Webley and J. Yan, *Appl. Energy*, 2020, **278**, 115627.
- 5 C. Hepburn, E. Adlen, J. Beddington, E. A. Carter, S. Fuss, N. Mac Dowell, J. C. Minx, P. Smith and C. K. Williams, *Nature*, 2019, **575**, 87–97.
- 6 G. A. Bhat and D. J. Darensbourg, *Green Chem.*, 2022, **24**, 5007–5034.
- 7 A. J. Kamphuis, F. Picchioni and P. P. Pescarmona, *Green Chem.*, 2019, **21**, 406–448.
- 8 H. L. Parker, J. Sherwood, A. J. Hunt and J. H. Clark, *ACS Sustain. Chem. Eng.*, 2014, **2**, 1739–1742.
- 9 C.-C. Su, M. He, R. Amine, Z. Chen, R. Sahore, N. D. Rago and K. Amine, *Energy Storage Mater.*, 2019, **17**, 284–292.
- 10 D. J. Darensbourg and A. I. Moncada, *Macromolecules*, 2010, **43**, 5996–6003.
- 11 S. R. Kosuru, Y.-L. Chang, P.-Y. Chen, W. Lee, Y.-C. Lai, S. Ding, H.-Y. Chen, H.-Y. Chen and Y.-C. Chang, *Inorg. Chem.*, 2022, **61**, 3997–4008.
- 12 B. J. Tuazon, N. A. V. Custodio, R. B. Basuel, L. A. Delos Reyes and J. R. C. Dizon, *Key Eng. Mater.*, 2022, **913**, 3–16.
- 13 K. Ghosal, S. Pal, D. Ghosh, K. Jana and K. Sarkar, *Biomater. Adv.*, 2022, 212961.
- 14 A. Kausar, *J. Plast. Film Sheeting*, 2018, **34**, 60–97.
- 15 H. Cao and X. Wang, *SusMat*, 2021, **1**, 88–104.
- 16 M. DeBolt, A. Kiziltas, D. Mielewski, S. Waddington and M. J. Nagridge, *J. Appl. Polym. Sci.*, 2016, **133**, 44086.
- 17 D. J. Darensbourg and M. W. Holtcamp, *Coord. Chem. Rev.*, 1996, **153**, 155–174.
- 18 G. W. Coates and D. R. Moore, *Angew. Chem., Int. Ed.*, 2004, **43**, 6618–6639.
- 19 H. Sugimoto and S. Inoue, *J. Polym. Sci., Part A: Polym. Chem.*, 2004, **42**, 5561–5573.
- 20 D. J. Darensbourg, R. M. Mackiewicz, A. L. Phelps and D. R. Billodeaux, *Acc. Chem. Res.*, 2004, **37**, 836–844.
- 21 M. H. Chisholm and Z. Zhou, *J. Mater. Chem.*, 2004, **14**, 3081–3092.
- 22 D. J. Darensbourg, *Chem. Rev.*, 2007, **107**, 2388–2410.
- 23 S. Klaus, M. W. Lehenmeier, C. E. Anderson and B. Rieger, *Coord. Chem. Rev.*, 2011, **255**, 1460–1479.
- 24 M. R. Kember, A. Buchard and C. K. Williams, *Chem. Commun.*, 2011, **47**, 141–163.
- 25 X. B. Lu and D. J. Darensbourg, *Chem. Soc. Rev.*, 2012, **41**, 1462–1484.
- 26 X.-B. Lu, W.-M. Ren and G.-P. Wu, *Acc. Chem. Res.*, 2012, **45**, 1721–1735.
- 27 D. J. Darensbourg and S. J. Wilson, *Green Chem.*, 2012, **14**, 2665–2671.
- 28 S. Paul, Y. Zhu, C. Romain, R. Brooks, P. K. Saini and C. K. Williams, *Chem. Commun.*, 2015, **51**, 6459–6479.
- 29 G. Trott, P. Saini and C. Williams, *Philos. Trans. R. Soc., A*, 2016, **374**, 20150085.
- 30 C. M. Kozak, K. Ambrose and T. S. Anderson, *Coord. Chem. Rev.*, 2018, **376**, 565–587.
- 31 A. J. Kamphuis, F. Picchioni and P. P. Pescarmona, *Green Chem.*, 2019, **21**, 406–448.
- 32 J. Huang, J. C. Worch, A. P. Dove and O. Coulembier, *ChemSusChem*, 2020, **13**, 469–487.
- 33 Y.-Y. Zhang, G.-P. Wu and D. J. Darensbourg, *Trends Chem.*, 2020, **2**, 750–763.
- 34 G. A. Bhat, M. Luo and D. J. Darensbourg, *Green Chem.*, 2020, **22**, 7707–7724.
- 35 S. J. Poland and D. J. Darensbourg, *Green Chem.*, 2017, **19**, 4990–5011.
- 36 S. Inoue, H. Koinuma and T. Tsuruta, *Makromol. Chem.*, 1969, **130**, 210–220.
- 37 A. C. Deacy, E. Moreby, A. Phanopoulos and C. K. Williams, *J. Am. Chem. Soc.*, 2020, **142**, 19150–19160.
- 38 A. C. Deacy, A. F. Kilpatrick, A. Regoutz and C. K. Williams, *Nat. Chem.*, 2020, **12**, 372–380.
- 39 D. Zhang, S. K. Boopathi, N. Hadjichristidis, Y. Gnanou and X. Feng, *J. Am. Chem. Soc.*, 2016, **138**, 11117–11120.
- 40 Z. Chen, J.-L. Yang, X.-Y. Lu, L.-F. Hu, X.-H. Cao, G.-P. Wu and X.-H. Zhang, *Polym. Chem.*, 2019, **10**, 3621–3628.
- 41 M. Alves, B. Grignard, R. Méreau, C. Jerome, T. Tassaing and C. Detrembleur, *Catal. Sci. Technol.*, 2017, **7**, 2651–2684.
- 42 M. Jia, D. Zhang, G. W. de Kort, C. H. Wilsens, S. Rastogi, N. Hadjichristidis, Y. Gnanou and X. Feng, *Macromolecules*, 2020, **53**, 5297–5307.
- 43 P. Alagi, G. Zapsas, N. Hadjichristidis, S. C. Hong, Y. Gnanou and X. Feng, *Macromolecules*, 2021, **54**, 6144–6152.



Paper

- 44 G.-W. Yang, Y.-Y. Zhang and G.-P. Wu, *Acc. Chem. Res.*, 2021, **54**, 4434–4448.
- 45 G.-W. Yang, C.-K. Xu, R. Xie, Y.-Y. Zhang, X.-F. Zhu and G.-P. Wu, *J. Am. Chem. Soc.*, 2021, **143**, 3455–3465.
- 46 L. Guo, K. J. Lamb and M. North, *Green Chem.*, 2021, **23**, 77–118.
- 47 D.-D. Zhang, X. Feng, Y. Gnanou and K.-W. Huang, *Macromolecules*, 2018, **51**, 5600–5607.
- 48 J. L. Yang, H. L. Wu, Y. Li, X. H. Zhang and D. J. Darensbourg, *Angew. Chem., Int. Ed. Engl.*, 2017, **56**, 5774–5779.
- 49 G.-W. Yang, Y.-Y. Zhang, R. Xie and G.-P. Wu, *J. Am. Chem. Soc.*, 2020, **142**, 12245–12255.
- 50 Y. Tong, R. Cheng, H. Dong, Z. Liu, J. Ye and B. Liu, *J. CO₂ Util.*, 2022, **60**, 101979.
- 51 C.-J. Zhang, S.-Q. Wu, S. Boopathi, X.-H. Zhang, X. Hong, Y. Gnanou and X.-S. Feng, *ACS Sustain. Chem. Eng.*, 2020, **8**, 13056–13063.
- 52 M. Alves, B. Grignard, A. Boyaval, R. Méreau, J. De Winter, P. Gerbaux, C. Detrembleur, T. Tassaing and C. Jérôme, *ChemSusChem*, 2017, **10**, 1128–1138.
- 53 J. Huang, J. De Winter, A. P. Dove and O. Coulembier, *Green Chem.*, 2019, **21**, 472–477.
- 54 J. Huang, C. Jehanno, J. C. Worch, F. Ruipérez, H. Sardon, A. P. Dove and O. Coulembier, *ACS Catal.*, 2020, **10**, 5399–5404.
- 55 L. Červenková Šťastná, A. Krupkova, R. Petrickovic, M. Mullerova, J. Matousek, M. Kostejn, P. Curinova, V. Jandova, S. Sabata and T. Strasak, *ACS Sustain. Chem. Eng.*, 2020, **8**, 11692–11703.
- 56 Z. Wang, Y. Wang, Q. Xie, Z. Fan and Y. Shen, *New J. Chem.*, 2021, **45**, 9403–9408.
- 57 X.-F. Liu, Q.-W. Song, S. Zhang and L.-N. He, *Catal. Today*, 2016, **263**, 69–74.
- 58 Y. Hao, D. Yuan and Y. Yao, *ChemCatChem*, 2020, **12**, 4346–4351.
- 59 C. Calabrese, L. F. Liotta, F. Giacalone, M. Gruttadauria and C. Aprile, *ChemCatChem*, 2019, **11**, 560–567.
- 60 Y. Y. Zhang, G. W. Yang, R. Xie, L. Yang, B. Li and G. P. Wu, *Angew. Chem.*, 2020, **132**, 23491–23498.
- 61 Y.-Y. Zhang, C. Lu, G.-W. Yang, R. Xie, Y.-B. Fang, Y. Wang and G.-P. Wu, *Macromolecules*, 2022, **55**, 6443–6452.
- 62 J. Schaefer, H. Zhou, E. Lee, N. S. Lambic, G. Culcu, M. W. Holtcamp, F. C. Rix and T.-P. Lin, *ACS Catal.*, 2022, **12**, 11870–11885.

