




 Cite this: *RSC Adv.*, 2021, **11**, 27420

# Design of functionalized bridged 1,2,4-triazole *N*-oxides as high energy density materials and their comprehensive correlations†

 Yue Liu,<sup>a</sup> Piao He,<sup>a</sup> \*<sup>a</sup> Lishan Gong,<sup>a</sup> Xiufang Mo<sup>a</sup> and Jianguo Zhang <sup>b</sup>

The demand for high energy density materials (HEDMs) remains a major challenge. Density functional theory (DFT) methods were employed to design a new family of bridged 1,2,4-triazole *N*-oxides by the manipulation of the linkage and oxygen-containing groups. The optimized geometry, electronic properties, energetic properties and sensitivities of new 40 molecules in this study were extensively evaluated. These designed compounds exhibit high densities (1.87–1.98 g cm<sup>-3</sup>), condensed-phase heat of formation values (457.31–986.40 kJ mol<sup>-1</sup>), impressive values for detonation velocity (9.28–9.49 km s<sup>-1</sup>) and detonation pressure (21.22–41.31 GPa). Their sensitivities (impact, electrostatic, and shock) were calculated and compared with 1,3,5-triamino-2,4,6-trinitrobenzene (TABT) and 4,6-dinitrobenzofuroxan (DNBF). Some new compounds 4,4'-trinitro-5,5'-bridged-bis-1,2,4-triazole-2,2'-diol (TN1–TN8) and 4,4'-dinitro-5,5'-ammonia-bis-1,2,4-triazole-2,2'-diol (DN3) were distinguished from this system, making them promising candidates for HEDMs. In addition, we found that the gas-relative parameters (detonation heat, oxygen balance,  $\varphi$ ) were as important as the density, which were highly correlated to the detonation properties (*P*, *D*). Their comprehensive correlations should also be considered in the design of new energetic molecules.

 Received 12th July 2021  
 Accepted 23rd July 2021

 DOI: 10.1039/d1ra05344b  
[rsc.li/rsc-advances](http://rsc.li/rsc-advances)

## 1. Introduction

Researches concerning high energy density materials (HEDMs) have attracted tremendous attention in the past decades due to the demand for military purposes as well as civilian applications (mining, construction, demolition, and safety equipment).<sup>1,2</sup> The main challenge is achieving an ideal combination of the large energy content and maximum possible chemical stability to ensure safe synthesis and handling.<sup>3</sup> Traditional energetic materials are based on the oldest strategy in the presence of fuel (hydrocarbon component) and oxidizer (NO<sub>2</sub>, ONO<sub>2</sub>, *etc.*) on a molecular scaffold.<sup>4</sup> Modern heterocyclic energetic compounds derive their energy not only from the oxidation of the carbon backbone, ring or cage strain but also additionally from the high nitrogen content and high heat of formation.<sup>5</sup> In addition, the contrary nature of the desired parameters for HEDMs leads to the fact that the molecular design based on the computer-calculated properties has to be used to find a balance between performance and safety.<sup>6,7</sup>

Nitrogen-rich heterocycles, especially acknowledged azole-based compounds, have the advantages of high positive heat of formation and high densities, low sensitivities towards outer stimuli, and hence, become desired backbones for the construction of new HEDMs.<sup>8–11</sup> Prominent families are triazole and tetrazole compounds that have been studied over the last couple of years with growing interest.<sup>12–16</sup> Compared to the single heterocycle ring, bis-azoles with C–C connection show that promising properties arose from the higher heat of formation, which can be proved in good examples 5,5'-bistetrazoles<sup>17</sup> and 5,5'-bistriazoles.<sup>18</sup>

A further way of developing energetic azoles is introducing *N*-oxides onto the ring to improve the oxygen balance without losing energy or stability.<sup>19</sup> The oxidation of tetrazoles has been successfully accomplished, resulting in high performance explosives and low sensitivities.<sup>20,21</sup> However, only a few examples of the oxidation of 1,2,4-triazoles to 1-hydroxy-1,2,4-triazoles are known in literature as a result of low yields and different isomers.<sup>22,23</sup> Klapötke *et al.*<sup>24</sup> reported the synthesis of dinitro-bis-1,2,4-triazole-1,1'-diol and derivatives. Their exceedingly powerful but safe characteristics demonstrated that the 1,2,4-triazole *N*-oxide would be an attractive building block in the search of the new generation of energetic materials with excellent comprehensive performance.

Motivated by this, we have initiated a computational program for the design of bridged 1,2,4-triazole *N*-oxides functionalized with linkage groups and oxygen-containing

<sup>a</sup>College of Chemistry and Chemical Engineering, Central South University, Changsha 410083, Hunan, P. R. China. E-mail: piaoh@csu.edu.cn

<sup>b</sup>State Key Laboratory of Explosion Science and Technology, Beijing Institute of Technology, Beijing 100081, P. R. China

† Electronic supplementary information (ESI) available. See DOI: 10.1039/d1ra05344b



substituents. In this study, we designed 40 novel molecules, which consisted of abundant groups ( $-\text{OH}$ ,  $-\text{NHNO}_2$ ,  $-\text{NO}_2$ ,  $-\text{C}(\text{NO}_2)_2$ ,  $-\text{C}(\text{NO}_2)_3$ ) to regulate the energy and sensitivity, and each of which corresponds to 8 types of bridged 1,2,4-triazole skeletons. The optimized structures and electronic characters have been calculated *via* density functional theory (DFT). Their physical-chemical and detonation properties, explosive power and sensitivities were evaluated based on the empirical equations. Furthermore, we also investigated the correlation coefficients between important parameters and detonation velocity ( $D$ ) and detonation pressure ( $P$ ).

## 2. Computational methods

### 2.1. Computational detail

The geometrical optimization and frequency analysis of the compounds were performed by Gaussian 09 set of programs<sup>25</sup> using B3LYP function with 6-311G(d,p) as the basis set. All stationary points were confirmed as energy minimums on the potential surface. To ensure the reliability of the molecular structures, the initial configurations were established based on published crystallographic information files. We first set each bis-1,2,4-triazoles in conjugated configurations since they were found with lower molecular energies.

In this study, the predicted electronic and zero-point energies were obtained *via* density functional theory (DFT) based on the optimized structures mentioned above. The calculated energies were used for predicting crystal density and heat of formation (HOF). The electronic structures (electrostatic potentials and HOMO-LUMO gap) were calculated based on wave function output with the above optimization progresses.

### 2.2. Density and heats of formation

The crystal densities were calculated by the multifunctional wave-function analyzer,<sup>26</sup> and predicted using eqn (1):

$$\rho = \alpha \frac{M}{V_m} + \beta(\nu\sigma_{\text{tot}}^2) + \gamma \quad (1)$$

$$\rho = \frac{M}{V_m} \quad (2)$$

Eqn (2) was proposed by Bader *et al.*<sup>27</sup> and this equation could describe the density but was proved with errors higher than  $0.05 \text{ g cm}^{-3}$ . Politzer *et al.*<sup>28</sup> introduced the electrostatic interaction correction to eqn (1), which represented intermolecular interactions within the crystal, and produced a marked improvement.<sup>28</sup> In eqn (1),  $M$  is the molecular mass in g per molecule,  $V_m$  is the volume of the isolated gas phase molecule in  $\text{cm}^3$  per molecule,  $\sigma_{\text{tot}}^2$  is the total variance of the electrostatic potential in  $(\text{kcal mol}^{-1})^2$ ,  $\nu$  is the degree of balance between the positive and the negative potentials on a molecular surface,<sup>28</sup> and the values of  $\alpha$ ,  $\beta$  and  $\gamma$  are fitting parameters, which were 0.9183, 0.0028, and 0.0443, respectively.

The heat of formation (HOF) is an important factor in determining the chemical energy of detonation. In this study, we used the atomization energies method<sup>29</sup> to convert quantum

computational calculations to heat of formation in gas and condensed phases. The gas-phase heat of formation of the designed molecules was calculated by steps shown in eqn (3)–(5):

$$\Delta_f H_{m(298 \text{ K}, M)} = \Delta_f H_{m(0 \text{ K}, M)} + H_{\text{corr}(M)} - \sum \nu_i H_{\text{corr}(\text{Atom})} \quad (3)$$

$$\Delta_f H_{m(0 \text{ K}, M)} = \sum \nu_i \Delta_f H_{m(0 \text{ K}, \text{Atom})} - \Delta_f H_{m(0 \text{ K})} \quad (4)$$

$$\Delta_f H_{m(0 \text{ K})} = \sum \nu_i E_{0(\text{Atom})} - E_{0(M)} \quad (5)$$

where  $E_0$  ( $\text{kJ mol}^{-1}$ ) is the sum of electronic and zero-point energy,  $H_{\text{corr}}$  ( $\text{kJ mol}^{-1}$ ) is the thermal correction to enthalpy from 0 K to 298 K,  $\Delta_f H_{m,0 \text{ K}}$  ( $\text{kJ mol}^{-1}$ ) of C, H, O, and N atoms are the experimental heat of formation values at 0 K, and were taken from the NIST webbook (<https://webbook.nist.gov/chemistry/>). The condense-phase heat of formation,  $\Delta_f H_{(c)}$  ( $\text{kJ mol}^{-1}$ ) could be obtained using the Hess's law in eqn (6):

$$\Delta_f H_{(c)} = \Delta_f H_{(g)} - \Delta H_{(\text{sublimation})} \quad (6)$$

The equation of the predicted heat of sublimation was proposed by Rice *et al.* using ESP method<sup>30</sup> which is shown in eqn (7):

$$\Delta H_{(\text{sublimation})} = a(\text{SA})^2 + b(\nu\sigma_{\text{tot}}^2)^{1/2} + c \quad (7)$$

where SA is the molecular surface area for this structure in  $\text{\AA}^2$ .  $a$ ,  $b$ , and  $c$  are the empirical constants and were taken from Byrd and Rice,<sup>30</sup> in which  $a = 0.000267$ ,  $b = 1.650087$ , and  $c = 2.966078$ .

### 2.3. Energetic properties and sensitivities

Energetic properties indicate how powerful the designed molecules are and provide a feasible way to estimate whether a compound was a high energy density material (HEDM). The detonation velocity ( $D$ ,  $\text{km s}^{-1}$ ) and pressure ( $P$ , GPa) were calculated using the Kamlet-Jacobs equations<sup>31</sup> shown in eqn (8)–(10):

$$D = 1.01\varphi^{0.5}(1 + 1.30\rho) \quad (8)$$

$$P = 1.558\rho_0^2\varphi \quad (9)$$

$$\varphi = NM^{0.5}Q^{0.5} \quad (10)$$

where  $N$  is the mole of gaseous detonation products per gram of explosive in  $\text{mol g}^{-1}$ ,  $M$  is the average molecular weight of gaseous products in  $\text{g mol}^{-1}$ ,  $Q$  is the chemical energy of detonation in  $\text{kcal g}^{-1}$ ,  $\rho$  is the predicted crystal density in  $\text{g cm}^{-3}$ , and  $\varphi$  is a parameter to evaluate the gaseous components.

The strength of energetic materials was calculated using the Trauzl block method,<sup>32</sup> which is most widely used to determine the strength of high explosives. For 1,2,4-triazoles, which have unusual bonds (poly-nitrogen), we used a novel computer code developed by Keshavarz *et al.*<sup>32</sup> as shown in eqn (11):



$$\Delta V_{\text{Trauzl}} = 1101 - 19\,248 \left( \frac{a}{M_w} \right) - 14\,925 \left( \frac{c}{M_w} \right) + 64.13 (\Delta_f H_{(c)} / M_w) \quad (11)$$

where  $M_w$  is the molecular weight,  $a$  and  $c$  are the numbers of C and N, respectively.  $\Delta_f H_{(c)}$  is the condensed-phase heat of formation calculated in the above method in  $\text{kJ mol}^{-1}$ .

Impact, electrostatic, and shock sensitivities are three important parameters for the assessment of energetic materials.<sup>33</sup> Impact sensitivities were calculated with a computer code proposed by Keshavarz *et al.*, as eqn (12) and (13):

$$\log h_{50} = (\log h_{50})'_{\text{elem}} + \frac{117.6 \sum_i ((h_{50}^{\text{ds}})_i - (h_{50}^{\text{is}})_i)}{M_w} \quad (12)$$

$$(\log h_{50})'_{\text{elem}} = \frac{52.13a + 31.80b}{M_w} \quad (13)$$

where  $a$  and  $b$  are numbers of C and H, respectively.

The prediction of electrostatic sensitivity is given as follows:

$$E_{\text{ES}} = 4.60 - 0.733a + 0.724d + 9.16r_{\text{b/d}} - 5.14C_{\text{R,OR}} \quad (14)$$

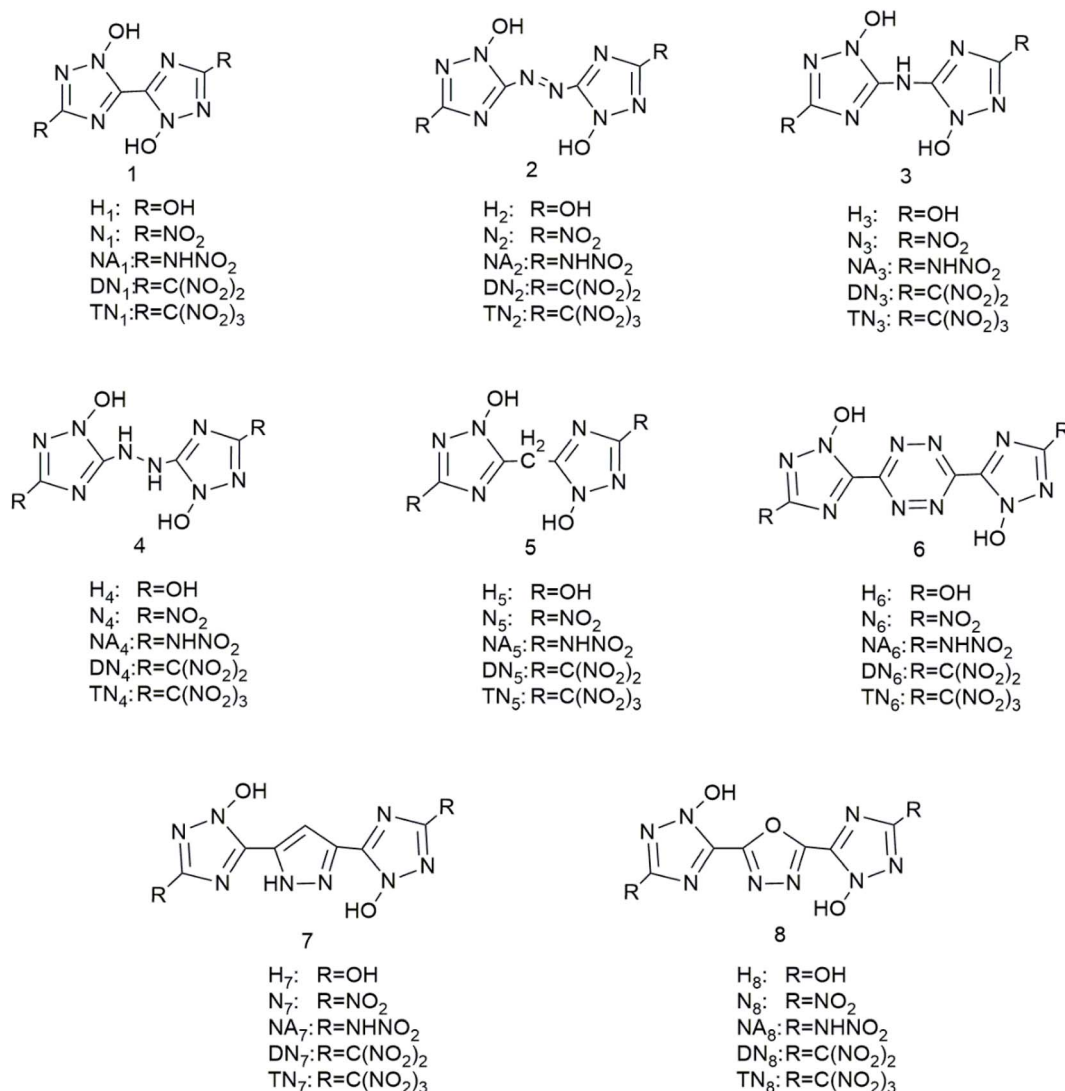
where  $E_{\text{ES}}$  is the electric spark sensitivity in J,  $r_{\text{b/d}}$  is the ratio of the number of H to O atoms,  $C_{\text{R,OR}}$  is the existence of alkyl (-R) or alkoxy groups (-OR), while in this study the values of  $C_{\text{R,OR}}$  were zero.

The equations of predicting shock sensitivities are given as eqn (15)–(19):

$$P_{90\% \text{ TMD}} = 1679.0 + 226.3A - 631.4E_{\alpha\text{-CH/NNO}_2} + 1771.9I_{\text{pure}} \quad (15)$$

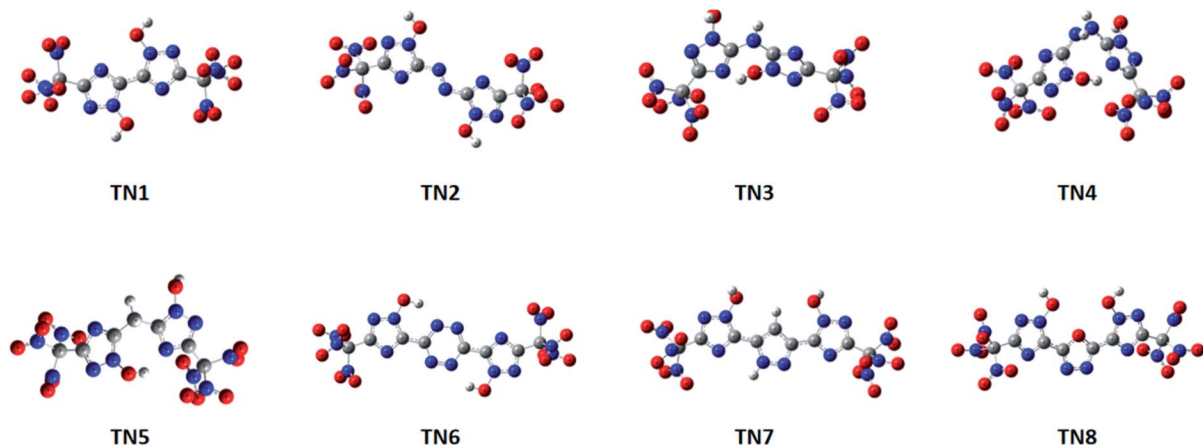
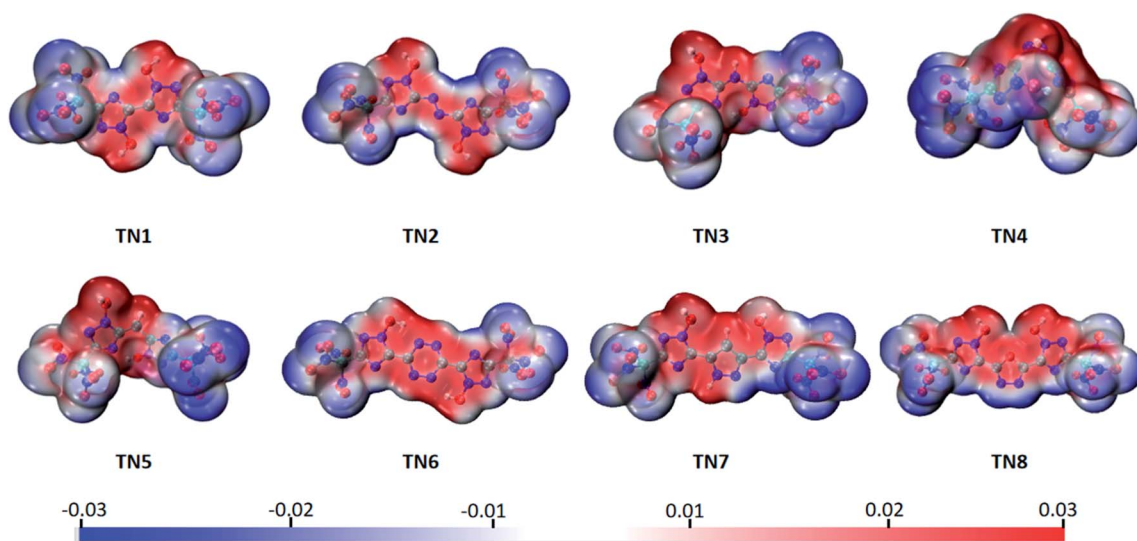
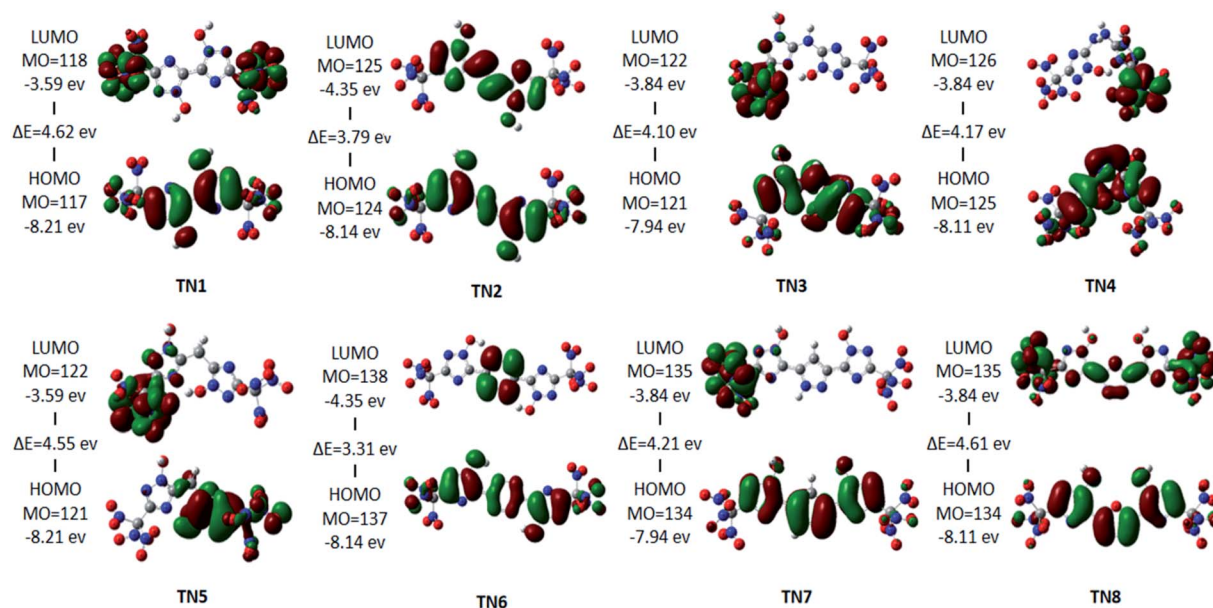
$$P_{95\% \text{ TMD}} = 2196.4 + 247.9A - 636.8E_{\alpha\text{-CH/NNO}_2} + 3292.1I_{\text{pure}} \quad (16)$$

$$P_{98\% \text{ TMD}} = 2544.9 + 221.1A - 416.2E_{\alpha\text{-CH/NNO}_2} + 4639.2I_{\text{pure}} \quad (17)$$



Scheme 1 Molecular frameworks of the 40 designed compounds.



Fig. 1 Optimized structures of the  $-\text{C}(\text{NO}_2)_3$  (TN) series.Fig. 2 Molecular electrostatic potential of the  $-\text{C}(\text{NO}_2)_3$  (TN) series ranging from  $-0.03$  a.u. (blue) to  $0.03$  a.u. (red), isosurface =  $0.001$ .Fig. 3 HOMO-LUMO orbitals and HOMO-LUMO energy gap of the  $-\text{C}(\text{NO}_2)_3$  (TN) series.



$$A = a + b/2$$

$$\Gamma_{\text{pure}} = 1.93n_{\text{NH}_2} - n_{\text{NO}_2}$$

- (18) where  $P_{90\% \text{ TMD}}$ ,  $P_{95\% \text{ TMD}}$  and  $P_{98\% \text{ TMD}}$  are the pressures in MPa required to initiate the material pressed to 90%, 95%, and 98% of theoretical maximum density (TMD), respectively.
- (19)  $E_{\alpha\text{-CH}/\text{NNO}_2}$  is equal to 1.0 for nitroamines or  $\alpha\text{-CH}$  linkage in nitroaromatic compounds.<sup>33</sup>

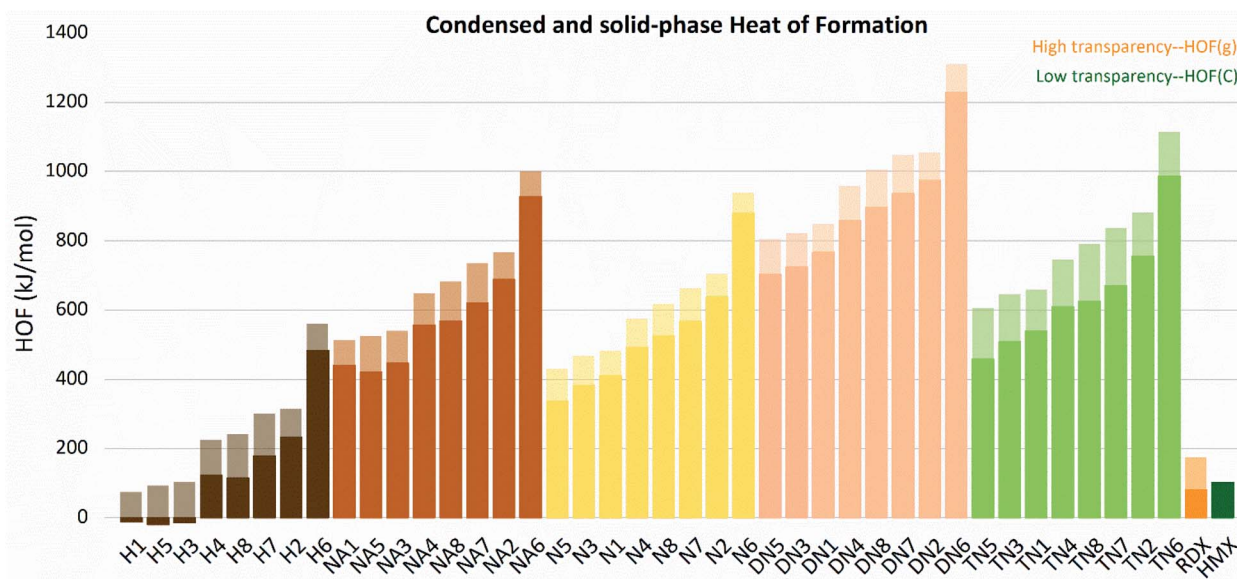


Fig. 4 Gas and condensed-phase heat of formation (HOF) of the molecules sorted by substituted groups  $-\text{OH}$  (H),  $-\text{NO}_2$  (N),  $-\text{NHNO}_2$  (NA),  $-\text{C}(\text{NO}_2)_2$  (DN),  $-\text{C}(\text{NO}_2)_3$  (TN).

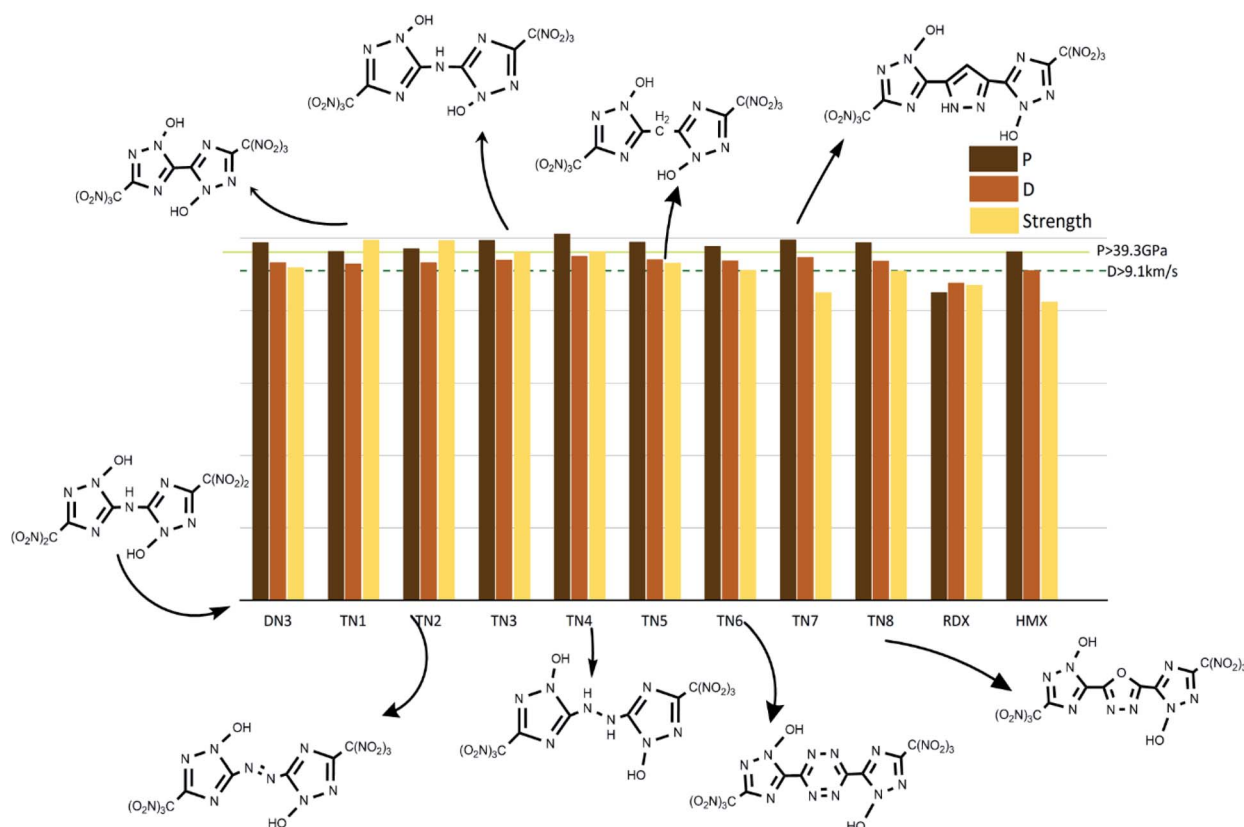


Fig. 5 Potential HEDMs which have higher strength, detonation velocity, and detonation pressure than HMX.



### 3. Results and discussion

We have designed a series of nitrogen-rich molecules by introducing five oxygen containing groups,  $-\text{OH}$  (H),  $-\text{NO}_2$  (N),  $-\text{NHNO}_2$  (NA),  $-\text{C}(\text{NO}_2)_2$  (DN), and  $-\text{C}(\text{NO}_2)_3$  (TN), into the framework of bridged-1,2,4-triazole-*N*-oxides with different linkage groups (bis-1, diazene-2, ammonia-3, hydrazine-4, methane-5, tetrazine-6, furazan-7, and 1,2-diazine-8), resulting in 40 new molecules including hydroxyl derivatives (H1–H8), nitroamine derivatives (NA1–NA8), nitro derivatives (N1–N8), dinitro derivatives (DN1–DN8), and trinitro derivatives (TN1–TN8) (Scheme 1).

#### 3.1. Optimized structures

Compounds with linkage groups bis 1, diazene 2, tetrazine 6, furazan 7 and 1,2-diazine 8 remained conjugated rings after geometrical optimization. These compounds have their atoms on the ring skeleton in the same plane. The optimized structures of the TN series are given in Fig. 1. While compounds with linkage groups ammonia 3, hydrazine 4, methane 5 were not conjugated, and their ring skeletons fold at their bridge groups. However, there was a little correlation showing between the conjugation and detonation properties or sensitivities in this designed system. The optimized structures of the  $-\text{C}(\text{NO}_2)_3$  (TN) series are shown in Fig. 1.

#### 3.2. Electronic structures

The electrostatic potential surface (ESP), highest occupied orbital (HOMO) and lowest unoccupied orbital (LUMO) of the TN series were calculated to analyze their electronic properties. The electrostatic potential values were mapped on the density isosurface defined by  $\rho = 0.001$  e per Bohr<sup>3</sup>, output by VMD,<sup>34</sup> and the  $-\text{C}(\text{NO}_2)_3$  (TN) series is shown as a typical case in Fig. 2. Negative regions (blue part) were observed in case of the oxygenated substituted groups, as expected, indicating that this area tended to give out electrons. While the positive regions (red part) were observed in bridged-1,2,4-triazole rings, particularly the *N*-oxidized group, which was easier to obtain electrons compared to other regions. It could be expected that the oxygenated substituted groups were prone to nucleophilic reactions, and the *N*-oxidized groups preferred electrophilic reactions.

The HOMO–LUMO orbitals of the  $-\text{C}(\text{NO}_2)_3$ (TN) series are shown as a typical case in Fig. 3. LUMO orbitals of TN3, TN4, TN5, and TN7 are contributed by one  $-\text{C}(\text{NO}_2)_3$  group, and LUMO orbital of TN1 was contributed by both  $-\text{C}(\text{NO}_2)_3$  groups. While LUMO orbital of TN2 occupied the 1,2,4-triazole rings and the bridged group, LUMO orbital of TN6 occupied only the bridged group, and LUMO orbital of TN8 occupied both bridged group and the  $-\text{C}(\text{NO}_2)_3$  group. However, HOMO orbitals showed consistency in occupying 1,2,4-triazole rings, while the HOMO orbital of TN5 occupied only one 1,2,4-triazole and  $-\text{C}(\text{NO}_2)_3$  group on the same side. The HOMO–LUMO gap ranged from 3.3 eV to 4.62 eV, which could be considered that these molecules are stable.

#### 3.3. Heat of formation

The gas and condensed-phase heat of formation, as well as the relative parameters of all molecules are listed in Table S1.† The  $\Delta_f H_{(298 \text{ K}, \text{g})}$  and  $\Delta_f H_{(298 \text{ K}, \text{c})}$  of the molecules are shown in Fig. 4. All compounds were found to have positive heat of formation values in gas-phase range from 81.67 kJ mol<sup>−1</sup> to 1444.98 kJ mol<sup>−1</sup>. Except for H1, H3, and H5, all compounds had positive HOFs in condensed-phase, ranging from 121.70 kJ mol<sup>−1</sup> to 1229.32 kJ mol<sup>−1</sup>. Gas and solid-phase heat of formation showed similar trends in variations. Compounds with linkage group 6 (H6, N6, NA6, DN6, and TN6) had the highest heat of formation in each substituted group series. Compounds with linkage groups 2, 6, 7, and 8 showed higher values of HOF in each substituted series, and these compounds

**Table 1** The values of all 40 designed compounds of predicted crystal density ( $\rho$ ) in g cm<sup>−3</sup>, oxygen balance (OB) in % (calculated based on CO<sub>2</sub>), heat of formation (HOF<sub>(c,298 K)</sub>) in kJ mol<sup>−1</sup>, detonation heat ( $Q$ ) in cal g<sup>−1</sup>, detonation velocity ( $D$ ) in km s<sup>−1</sup>, detonation pressure ( $P$ ) in GPa, impact sensitivity ( $h_{50}$ ) in cm and electrostatic sensitivity ( $E_{ES}$ ) in J

No.	$\rho$	OB	HOF <sub>(c,298 K)</sub>	$Q$	$D$	$P$	$h_{50}$	$E_{ES}$
H1	1.76	−48.00	−10.85	1035.24	7.45	24.22	47.61	13.72
H2	1.78	−42.11	231.81	1162.47	7.82	26.92	29.62	13.72
H3	1.90	−48.37	−13.34	985.29	7.87	28.40	51.10	16.01
H4	1.80	−48.70	121.70	1084.77	7.83	27.19	54.34	18.30
H5	1.75	−67.29	−19.28	1008.43	7.23	22.78	128.30	17.57
H6	1.82	−57.14	483.13	1161.11	7.67	26.23	37.19	12.26
H7	1.86	−78.20	178.32	988.83	7.27	23.87	122.40	16.11
H8	1.95	−53.73	114.59	1059.90	7.88	28.90	43.73	11.15
N1	1.88	−18.60	411.08	1515.62	8.79	35.17	92.37	9.07
N2	1.88	−16.78	637.67	1556.51	8.92	36.15	59.30	9.07
N3	1.91	−20.51	382.73	1427.25	8.84	35.92	94.17	10.59
N4	1.87	−22.21	491.82	1462.09	8.81	35.23	95.81	12.12
N5	1.86	−35.28	337.71	1412.71	8.46	32.42	194.75	11.39
N6	1.88	−33.12	879.05	1487.60	8.55	33.26	64.35	7.60
N7	1.86	−49.36	566.41	1354.56	8.11	29.69	175.23	9.92
N8	1.90	−29.44	524.52	1426.78	8.51	33.15	75.02	7.89
NA1	1.81	−22.22	439.04	1418.83	8.54	32.37	95.81	12.12
NA2	1.85	−20.25	687.56	1481.08	8.81	34.94	63.95	12.12
NA3	1.85	−23.76	445.89	1371.76	8.67	33.90	97.31	13.65
NA4	1.82	−25.16	556.03	1406.77	8.65	33.44	98.70	15.17
NA5	1.81	−37.09	420.07	1373.71	8.35	30.97	187.26	14.44
NA6	1.83	−34.78	927.41	1427.56	8.43	31.89	68.20	10.65
NA7	1.86	−49.72	619.67	1306.68	8.18	30.25	170.98	12.97
NA8	1.90	−31.46	568.33	1366.71	8.55	33.50	78.64	10.50
DN1	1.89	−12.83	766.37	1775.90	9.17	38.45	43.11	9.27
DN2	1.87	−11.94	973.13	1775.13	9.15	38.02	33.17	9.27
DN3	1.95	−14.40	723.89	1695.17	9.32	40.36	45.01	10.19
DN4	1.90	−15.84	858.16	1724.99	9.22	38.92	46.83	11.11
DN5	1.89	−24.74	702.92	1700.50	8.97	36.69	74.77	10.37
DN6	1.88	−24.67	1229.32	1706.68	8.90	36.08	37.68	7.81
DN7	1.85	−36.36	935.98	1626.12	8.54	32.86	77.46	8.91
DN8	1.88	−21.72	895.90	1679.12	8.84	35.56	41.58	8.37
TN1	1.89	3.43	539.40	1611.63	9.28	39.35	20.51	11.65
TN2	1.89	3.24	755.12	1624.65	9.32	39.66	17.28	11.65
TN3	1.92	1.66	507.69	1605.69	9.39	40.60	21.73	12.30
TN4	1.91	0.00	608.92	1664.17	9.49	41.31	22.95	12.96
TN5	1.89	−6.67	457.31	1840.09	9.40	40.39	32.71	12.22
TN6	1.88	−8.79	986.40	1915.67	9.37	39.92	20.44	10.18
TN7	1.87	−18.05	670.35	2109.52	9.46	40.65	36.52	10.76
TN8	1.92	−5.99	624.83	1796.89	9.36	40.34	21.88	10.82



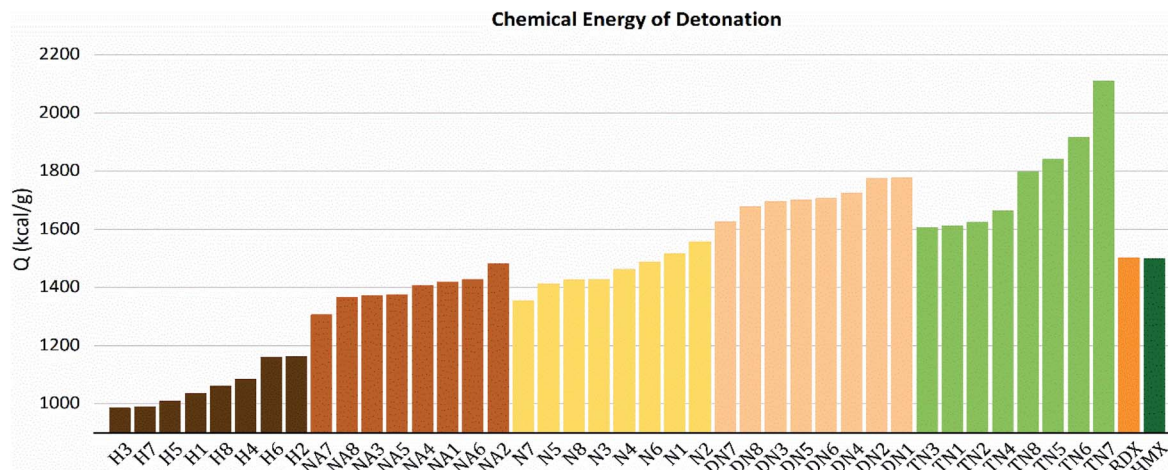


Fig. 6 Detonation heat ( $Q$ ) sorted by substituted groups  $-\text{OH}$  (H),  $-\text{NO}_2$  (N),  $-\text{NHNO}_2$  (NA),  $-\text{C}(\text{NO}_2)_2$  (DN),  $-\text{C}(\text{NO}_2)_3$  (TN).

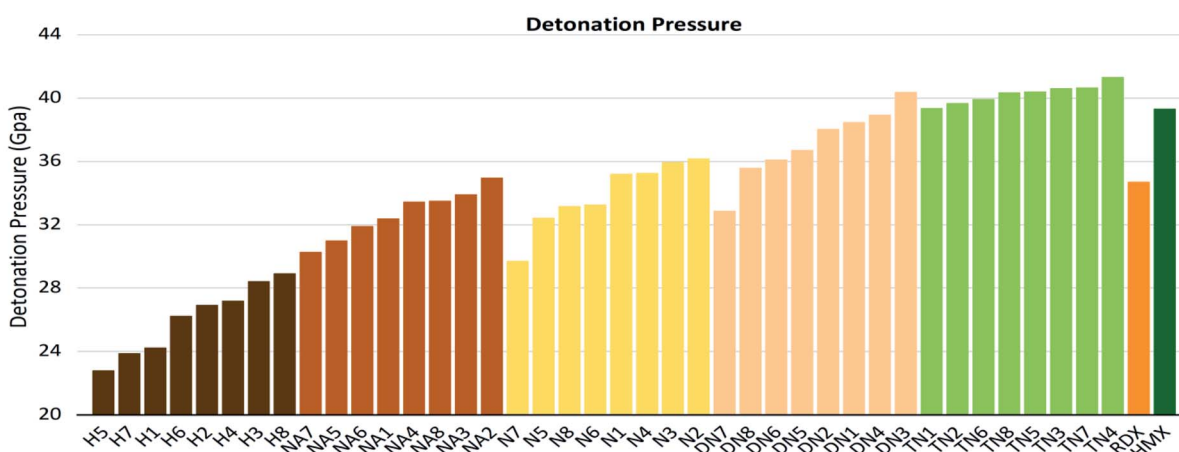


Fig. 7 Detonation pressure ( $P$ ) sorted by substituted groups  $-\text{OH}$  (H),  $-\text{NO}_2$  (N),  $-\text{NHNO}_2$  (NA),  $-\text{C}(\text{NO}_2)_2$  (DN),  $-\text{C}(\text{NO}_2)_3$  (TN).

were all conjugated. While compounds with linkage groups 3, 4, and 5 showed lower HOF values and non-conjugated structures.

### 3.4. Detonation properties

The values of crystal density, oxygen balance, detonation heat, detonation velocity, detonation pressure, and strength of compounds are listed in Table S2.† Among the designed molecules, the TN series showed the best detonation performances compared to other substituted groups (H, N, NA, and DN), as a result of polynitro groups in their molecules. Compounds DN3 and TN1–7 had higher detonation velocity and detonation pressure than HMX ( $9.1 \text{ km s}^{-1}$ , 39.3 GPa), as shown in Fig. 5, which were potential HEDMs. Besides, they also had a higher strength value than that of HMX, which indicates that these compounds tend to do more useful work during a detonation process.

### 3.5. Influence factors

In order to find out which factors affect the detonation properties in this system, detonation parameters were simulated

based on the Kamlet–Jacobs equation, in which detonation pressure ( $P$ ) is proportional to the second power of density ( $\rho$ ), and detonation velocity ( $D$ ) is proportional to the density ( $\rho$ ). Fig. 7–9 are detonation parameters of all the designed molecules (Table 1).

As shown in these figures, both detonation pressure and detonation velocity showed a tendency in  $\text{TN} > \text{DN} > \text{N} \approx \text{NA} > \text{H}$ , and a similar tendency in detonation heat is shown in Fig. 6. In this system, there was no obviously consistent trend between density and detonation properties. For example, in the hydroxyl (H) series, compounds have higher density than HMX; however, H3 and H8 showed a similar performance to H2 and H4.

If we set skeleton 1 (no linkage group) of each series as the zero point of the reference frame, for H, NA, N, and DN series with nitrogen-rich linkage groups in 2, 3, and 4 had positive influence to detonation properties ( $D$ ,  $P$ ), while carbon-rich linkage groups in 5, 6, 7, and 8 tended to have a negative influence. Particularly, 7 has the highest C%; therefore, the lowest value in the detonation pressure and detonation velocity in the above series. The TN series are quite special since all 7 linkage groups tend to have positive influence compared to





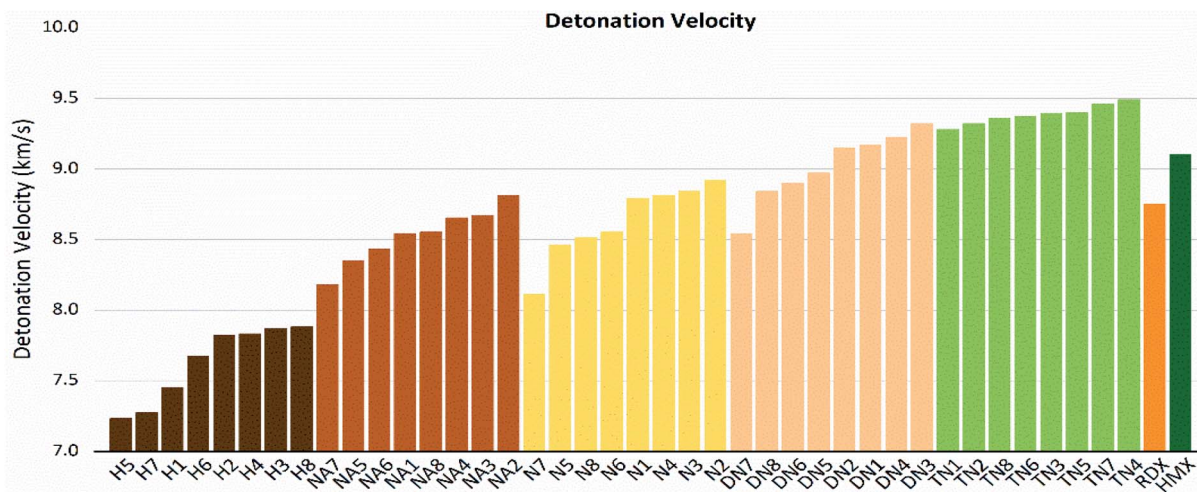


Fig. 8 Detonation velocity ( $D$ ) sorted by substituted groups  $-\text{OH}$  (H),  $-\text{NO}_2$  (N),  $-\text{NHNO}_2$  (NA),  $-\text{C}(\text{NO}_2)_2$  (DN),  $-\text{C}(\text{NO}_2)_3$  (TN).

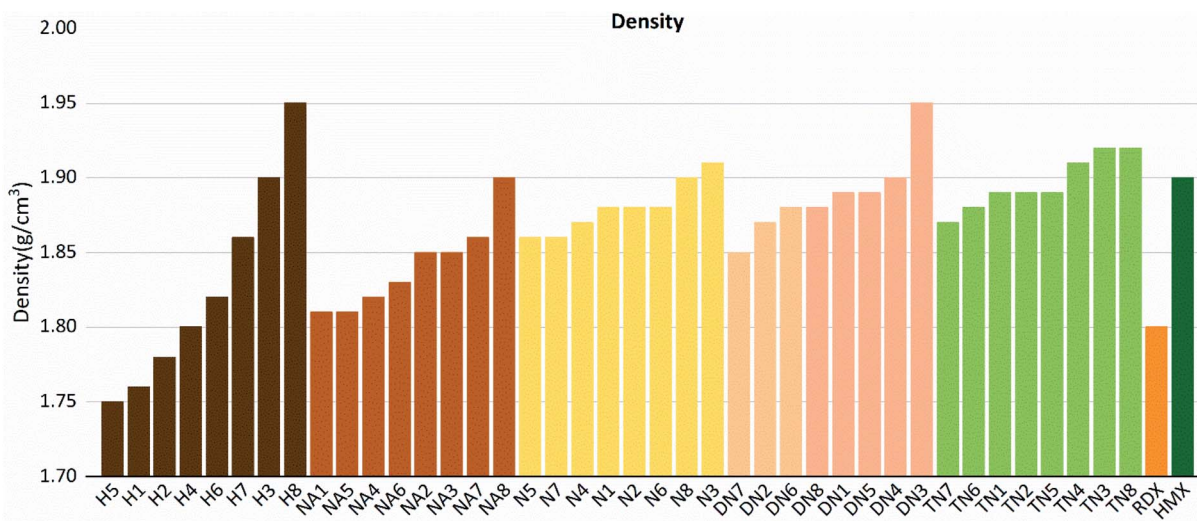


Fig. 9 Densities ( $\rho$ ) sorted by substituted groups  $-\text{OH}$  (H),  $-\text{NO}_2$  (N),  $-\text{NHNO}_2$  (NA),  $-\text{C}(\text{NO}_2)_2$  (DN),  $-\text{C}(\text{NO}_2)_3$  (TN).

**TN1**, and we considered that the result of different linkage groups is negligible under the strong electron-withdrawing effect of the trinitromethyl group.

It is also interesting to notice that **H7**, **NA7**, **N7**, and **DN7** have the lowest values in terms of detonation pressure and detonation velocity, while **TN7** has the highest value compared to other molecules of this series; apart from its extremely unique high value of  $\phi$ , **TN7** has a special high value of detonation heat ( $Q$ ), while the detonation heat values ( $Q$ ) of **H7**, **NA7**, **N7**, **DN7** are the lowest ones in each series.

Compounds with linkage group **8** tend to have the highest densities in each substituted group, and are proved with a smaller volume. **TN8** and **TN7** have nearly the same molecule weight and electrostatic correction, while their volumes shown evident difference. The difference might be from the angle of the 1,2,4-triazole and the linkage group due to the electron-negativity.

### 3.6. Correlation coefficient

Since detonation is a type of violent combustion, which accumulates a large amount of heat in a short period of time, causing the gas volume to expand rapidly, we think that there should be more attention focused on the gas-related parameters. Fig. 10 and 11 show the correlation between detonation properties and gas-related parameters (detonation heat  $Q$ , oxygen balance OB, and  $\phi$ ), respectively. The correlation coefficients between oxygen balance, detonation heat, density,  $\phi$  and detonation pressure were 0.8556, 0.8851, 0.4989, and 0.9322, respectively. The correlation coefficients between oxygen balance, detonation heat, density,  $\phi$  and detonation velocity were 0.883, 0.9038, 0.4528, and 0.9594, respectively. This indicates oxygen balance, detonation heat and  $\phi$  are highly related to detonation properties, which are results of the comprehensive influence.





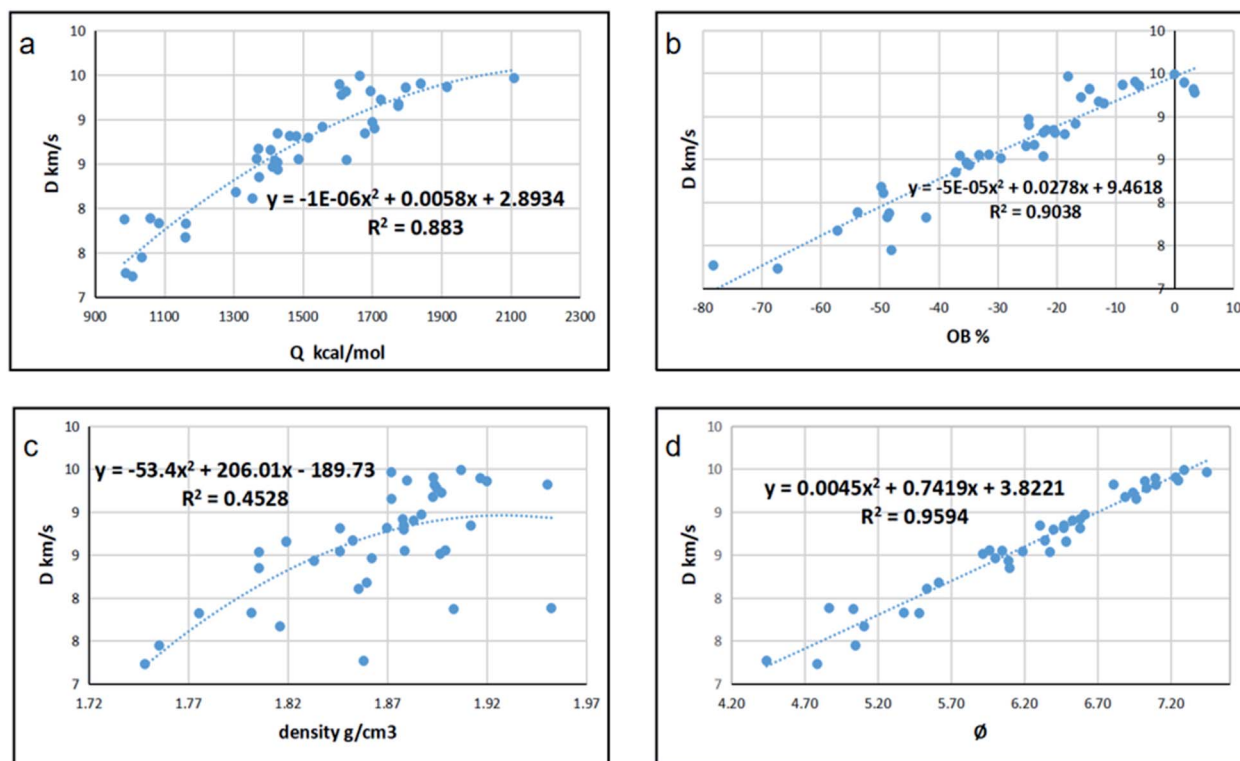


Fig. 10 Correlation coefficients and trend lines between (a) detonation heat ( $Q$ ), (b) oxygen balance (OB), (c) density and (d)  $\phi$  with detonation velocity ( $D$ ).

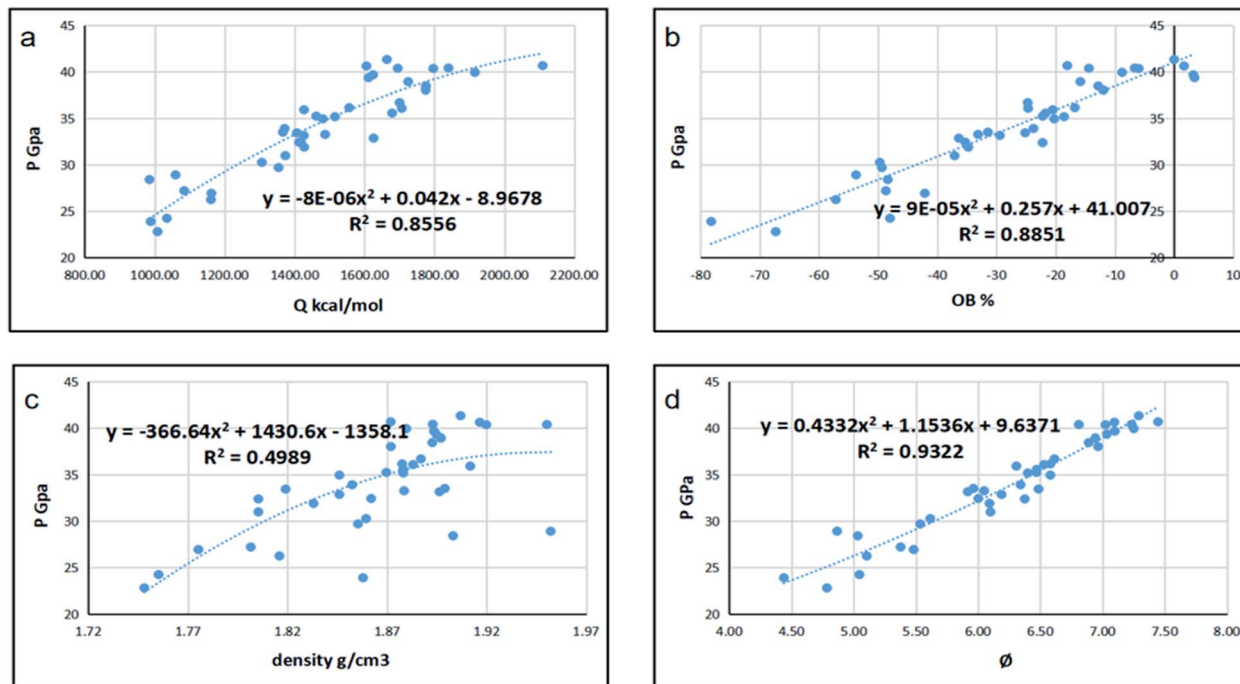


Fig. 11 Correlation coefficients and trend lines between (a) detonation heat ( $Q$ ), (b) oxygen balance (OB), (c) density and (d)  $\phi$  with detonation pressure ( $P$ ).



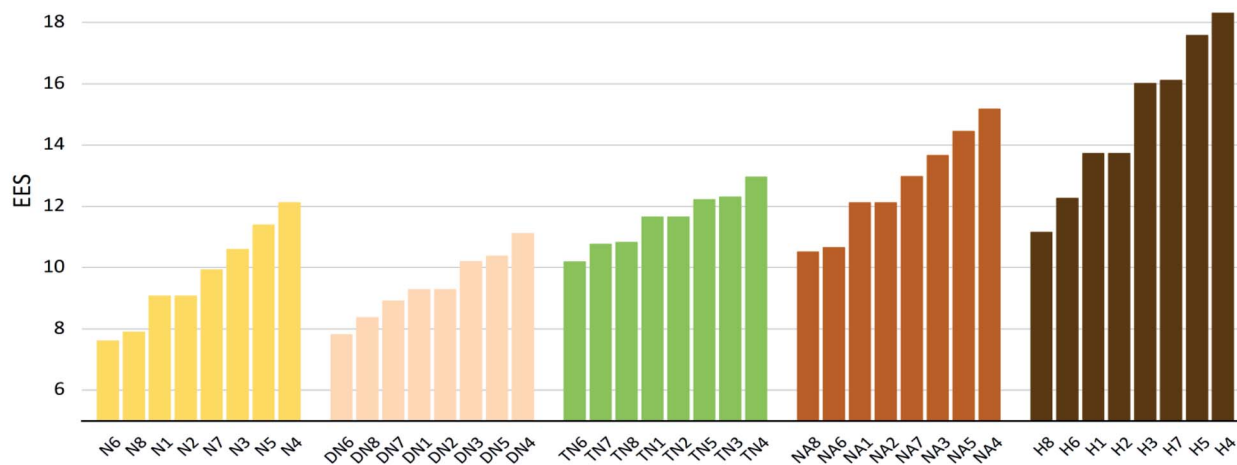


Fig. 12 Electronic sensitivities ( $E_{ES}$ ) sorted by substituted groups  $-\text{NO}_2$  (N),  $-\text{C}(\text{NO}_2)_2$  (DN),  $-\text{C}(\text{NO}_2)_3$  (TN),  $-\text{NHNO}_2$  (NA),  $-\text{OH}$  (H).

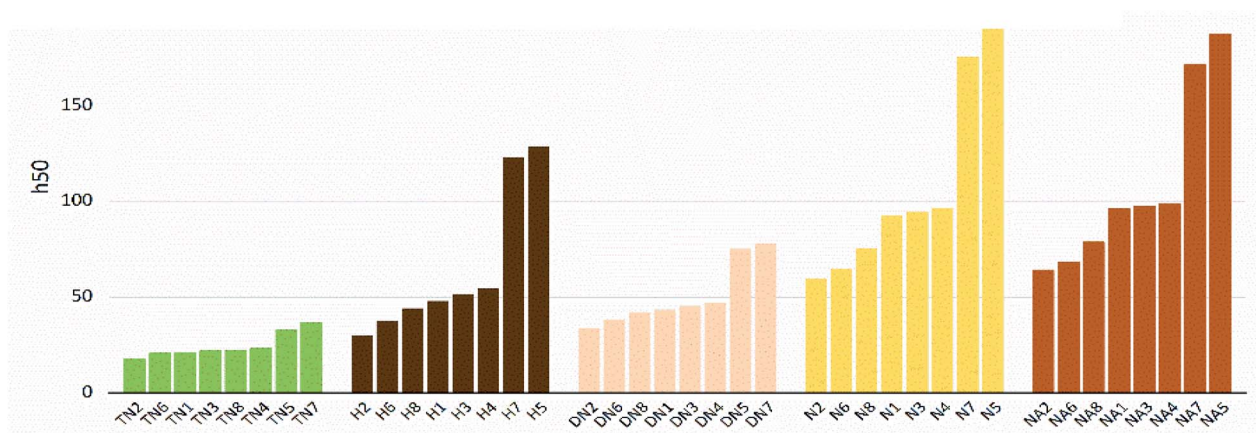


Fig. 13 Impact sensitivities ( $h_{50}$ ) sorted by substituted groups  $-\text{C}(\text{NO}_2)_3$  (TN),  $-\text{OH}$  (H),  $-\text{C}(\text{NO}_2)_2$  (DN),  $-\text{NO}_2$  (N),  $-\text{NHNO}_2$  (NA).

### 3.7. Sensitivities

Table S3† lists the predicted values of impact ( $h_{50}$ ), electrostatic ( $E_{ES}$ ), and shock ( $P_{90\% \text{ TMD}}$ ,  $P_{95\% \text{ TMD}}$ ,  $P_{98\% \text{ TMD}}$ ) sensitivities of all 40 compounds compared to TMBT and DNBF.

The values of impact sensitivity  $h_{50}$  and electrostatic sensitivity  $E_{ES}$  are sorted by substituted groups  $-\text{OH}$  (H),  $-\text{NO}_2$  (N),  $-\text{NHNO}_2$  (NA),  $-\text{C}(\text{NO}_2)_2$  (DN),  $-\text{C}(\text{NO}_2)_3$  (TN) in Fig. 12 and 13, respectively. Compounds with linkage groups 5 and 7 showed extremely high impact sensitivities in each substituted groups, and the NA series have the highest value towards impact sensitivity. The TN series had great detonation properties in 40 molecules designed in this work, and their electrostatic sensitivities were surprisingly higher than the N and DN series. Compounds with linkage groups 3, 4, 5, and 7, tend to have a higher stability to impact sensitivity and electrostatic sensitivity. It might be the result from the fact that HOMO–LUMO orbitals of the above compounds are contributed by one substituted group only, rather than distributing on the ring skeleton which may be sensitive to impact and electric.

## 4. Conclusions

In this study, we designed a series of new 4,4'-substituted-bridged-1,2,4-triazole-2,2'-*N*-oxide compounds through regulating linkage groups and different types of oxygen-containing substituents. We also investigated the correlation between their detonation properties and chemical characters of energetic compounds. All trinitromethyl derivatives tend to have the most superior detonation property; the dinitromethyl derivatives are quite different from each other, among which DN3 was very alike to the TN series; the nitroamino group series and nitro group series are in moderate level but much better than the hydroxyl group series. Among them, DN3 and TN1–7 are considered as potential HEDMs since their detonation pressure and detonation velocity were higher than values of HMX. The most promising compound with stability and great energy performances was TN7. In addition, we found that the gas-relative parameters of detonation heat, oxygen balance and  $\varphi$  were highly correlated to the detonation properties ( $P$ ,  $D$ ), which should be considered in the design of new energetic molecules.



## Conflicts of interest

There are no conflicts to declare.

## Acknowledgements

The support of the National Natural Science Foundation of China (22005345) and the Rapid Support Projects (61406190403) is gratefully acknowledged.

## Notes and references

- H. Gao and J. M. Shreeve, *Chem. Rev.*, 2011, **111**, 7377–7436.
- W. Huang, Y. Tang, G. H. Imler, D. A. Parrish and J. M. Shreeve, *J. Am. Chem. Soc.*, 2020, **142**, 3652–3657.
- C. M. Sabate, T. M. Klapötke, In *New Trends in Research of Energetic Materials, Proceedings of the 12th Seminar*, University of Pardubice, Czech Republic, 2009.
- T. M. Klapötke, *Chemistry of High-Energy Materials*, De Gruyter, 2015.
- A. A. Dippold and T. M. Klapötke, *J. Am. Chem. Soc.*, 2013, **135**, 9931–9938.
- J. Zhang, Q. Zhang, T. T. Vo, D. A. Parrish and J. M. Shreeve, *J. Am. Chem. Soc.*, 2015, **137**, 1697–1704.
- M. Reichel, D. Dosch, T. Klapötke and K. Karaghiosoff, *J. Am. Chem. Soc.*, 2019, **141**, 19911–19916.
- C. Jiang, L. Zhang, C. Sun, C. Zhang, C. Yang, J. Chen and B. Hu, *Science*, 2018, **359**, 8953.
- Y. W. S. Li, C. Qi, X. Zhao, J. Zhang, S. Zhang and S. Pang, *Angew. Chem., Int. Ed.*, 2014, **52**, 13831–13851.
- L. Hu, P. Yin, G. Zhao, C. He, G. H. Imler, D. A. Parrish, H. Gao and J. n. M. Shreeve, *J. Am. Chem. Soc.*, 2018, **140**, 15001–15007.
- A. Miyoshi, K. Kato, T. Yokoi, J. J. Wiesfeld, K. Nakajima, A. Yamakara and K. Maeda, *J. Mater. Chem. A*, 2020, **8**, 11996–12002.
- M. H. H. Wurzenberger, M. Lommel, M. S. Gruhne, N. Szimhardt and J. Stierstorfer, *Angew. Chem., Int. Ed.*, 2020, **59**, 12367–12370.
- Y. Tang, W. Huang, G. H. Imler, D. A. Parrish and J. n. M. Shreeve, *J. Am. Chem. Soc.*, 2020, **142**, 7153–7160.
- Y. Tang, Z. Yin, A. K. Chinnam, R. J. Staples and J. n. M. Shreeve, *Inorg. Chem.*, 2020, **59**, 17766–17774.
- J. R. Yount, M. Zeller, E. F. C. Byrd and D. G. Piercey, *J. Mater. Chem. A*, 2020, **8**, 19337–19347.
- S. E. Braley, D. C. Ashley, K. M. Kulesa, E. Jakubikova and J. M. Smith, *Chem. Commun.*, 2021, **57**, 4332.
- N. Fischer, D. Izsák, T. M. Klapötke and J. Stierstorfer, *Chem.–Eur. J.*, 2013, **19**, 8948–8957.
- R. Wang, H. Xu, Y. Guo, R. Sa and J. N. M. Shreeve, *J. Am. Chem. Soc.*, 2010, **132**, 11904–11905.
- P. He, J.-G. Zhang, X. Yin, J.-T. Wu, L. Wu, Z.-N. Zhou and T.-L. Zhang, *Chem.–Eur. J.*, 2016, **22**, 7670–7685.
- N. Fischer, D. Fischer, T. M. Klapötke, D. G. Piercey and J. Stierstorfer, *J. Mater. Chem.*, 2012, **22**, 20418.
- M. Göbel, K. Karaghiosoff, T. M. Klapötke, D. G. Piercey and J. Stierstorfer, *J. Am. Chem. Soc.*, 2010, **132**, 17216–17226.
- J. Neubauer, U. Kardorff, J. Leyendecker, U. Baus, C. Kuenast, P. Hofmeister, W. Krieg, R. Kirstgen and W. Reuther, Substituted N-hydroxypyrazoles and N-hydroxytriazoles for controlling pests, *European Patent*, EP19900103758, 1991.
- M. Begtrup and P. Vedsø, *J. Chem. Soc., Perkin Trans. 1*, 1995, 243–247, DOI: 10.1039/P19950000243.
- A. A. Dippold and T. M. Klapötke, *J. Am. Chem. Soc.*, 2013, **135**, 9931–9938.
- M. J. Frisch, G. W. Trucks, H. B. Schlegel, G. E. Scuseria, M. A. Robb, J. R. Cheeseman, G. Scalmani, V. Barone, G. A. Petersson, H. Nakatsuji, X. Li, M. Caricato, A. V. Marenich, J. Bloino, B. G. Janesko, R. Gomperts, B. Mennucci, H. P. Hratchian, J. V. Ortiz, A. F. Izmaylov, J. L. Sonnenberg, D. Williams-Young, F. Ding, F. Lipparini, F. Egidi, J. Goings, B. Peng, A. Petrone, T. Henderson, D. Ranasinghe, V. G. Zakrzewski, J. Gao, N. Rega, G. Zheng, W. Liang, M. Hada, M. Ehara, K. Toyota, R. Fukuda, J. Hasegawa, M. Ishida, T. Nakajima, Y. Honda, O. Kitao, H. Nakai, T. Vreven, K. Throssell, J. A. Montgomery Jr, J. E. Peralta, F. Ogliaro, M. J. Bearpark, J. J. Heyd, E. N. Brothers, K. N. Kudin, V. N. Staroverov, T. A. Keith, R. Kobayashi, J. Normand, K. Raghavachari, A. P. Rendell, J. C. Burant, S. S. Iyengar, J. Tomasi, M. Cossi, J. M. Millam, M. Klene, C. Adamo, R. Cammi, J. W. Ochterski, R. L. Martin, K. Morokuma, O. Farkas, J. B. Foresman and D. J. Fox, *Gaussian 09, Revision A.02*, Gaussian, Inc., Wallingford CT, 2016.
- T. Lu and F. Chen, *J. Comput. Chem.*, 2012, **33**, 580–592.
- R. F. W. Bader, M. T. Carroll, J. R. Cheeseman and C. Chang, *J. Am. Chem. Soc.*, 1987, **109**, 7968–7979.
- P. Politzer, J. Martinez, J. S. Murray, M. C. Concha and A. Toro-Labbé, *Mol. Phys.*, 2009, **107**, 2095–2101.
- B. M. Rice, S. V. Pai and J. Hare, *Combust. Flame*, 1999, **118**, 445–458.
- E. F. C. Byrd and B. M. Rice, *J. Phys. Chem. A*, 2006, **110**, 1005–1013.
- M. J. Kamlet and S. J. Jacobs, *J. Chem. Phys.*, 1968, **48**, 23–35.
- M. Kamalvand, M. H. Keshavarz and M. Jafari, *Propellants, Explos., Pyrotech.*, 2015, **40**, 551–557.
- M. H. Keshavarz, H. Motamedoshariati, R. Moghayadnia, M. Ghanbarzadeh and J. Azarniamehraban, *Propellants, Explos., Pyrotech.*, 2014, **39**, 95–101.
- W. Humphrey, A. Dalke and K. Schulten, *J. Mol. Graphics Modell.*, 1996, **14**, 33–38.

