


Cite this: *RSC Adv.*, 2021, 11, 8051

Synthesis of *N*-alkoxyphthalimide derivatives via PIDA-promoted cross dehydrogenative coupling reaction†

Rongxiang Chen,^a Bing Liu,^b Wenbo Li,^b Kai-Kai Wang,^b ^{*,a} Changqing Miao,^b Zhizhuang Li,^b Yingjie Lv^c and Lantao Liu ^{*,d}

Received 15th January 2021
Accepted 12th February 2021

DOI: 10.1039/d1ra00375e

rsc.li/rsc-advances

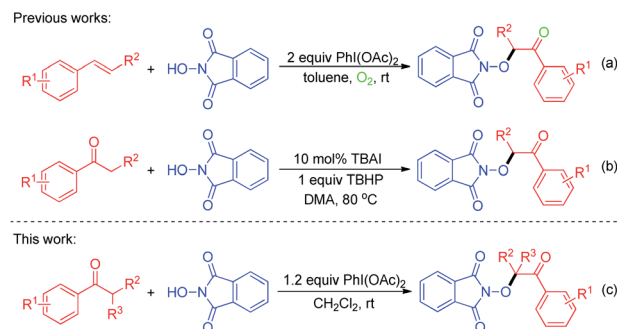
A PIDA-promoted cross-dehydrogenative coupling reaction between *N*-hydroxyphthalimide (NHPI) and aryl ketones for efficient synthesis of *N*-alkoxyphthalimide products in moderate to good yields has been described. This methodology is distinguished by catalyst-free conditions, readily available starting materials, wide substrate scope and operational simplicity. In addition, a gram-scale reaction and synthetic transformation of the product into synthetically useful intermediates has been demonstrated.

N-Alkoxyphthalimide derivatives are one of the privileged core structural frameworks in the synthesis of pharmaceuticals and functional materials.¹ Consequently, the development of highly efficient methods for the synthesis of *N*-alkoxyphthalimides has emerged as a research topic.² Traditionally, the method to generate *N*-alkoxyphthalimides mainly involved the modified Gabriel reaction of *N*-hydroxyphthalimide (NHPI) with alcohol.³ Recently, the direct dioxygenation of alkenes with NHPI has been developed to produce β -keto-*N*-alkoxyphthalimides, which was realized by copper,⁴ iron⁵ and manganese catalyst,⁶ separately. In 2016, the group of Adimurthy has developed an efficient method for the synthesis of α -oxygenated ketones through PIDA (phenyliodine diacetate)-mediated oxidative functionalization of styrenes with NHPI and molecular oxygen (Scheme 1a).⁷

In addition, due to its versatility and atom-economy potential, direct and selective C(sp³)-H bond functionalization has become one of the most powerful and efficient tool in organic synthesis in recent years, which allow direct conversion of C-H bonds to C-C and C-X bonds from simple precursors.⁸ Transition-metal-catalyzed C(sp³)-H functionalization has been extensively utilized for the construction of various chemical bonds. Considering the fact that these strategies are not environmentally friendly,⁹ therefore, great efforts have been devoted to develop metal-free free oxidative functionalization of C(sp³)-

H bond. Tetrabutylammonium iodide (TBAI)/*tert*-butyl hydroperoxide (TBHP) has been proved as an efficient transition-metal-free system to apply in C(sp³)-H bond functionalization,¹⁰ especially through cross dehydrogenative coupling (CDC), which could assemble complicated molecules from the widely available and simple materials.¹¹ For example, Prabhu reported a TBAI-catalyzed α -aminoxylation of ketones using TBHP as oxidant to directly construct corresponding *N*-alkoxyphthalimide products (Scheme 1b).¹² Although many notable advances toward the synthesis of *N*-alkoxyphthalimide derivatives have been reported, the development of more simple, concise and efficient synthetic routes remains highly attractive. As a continuation of our previous work focused on free radical chemistry without transition metal catalyst,¹³ in this context, herein we disclose a novel and efficient method towards *N*-alkoxyphthalimides *via* direct cross dehydrogenative coupling of aryl ketones with NHPI without transition metal catalyst *via* a radical process (Scheme 1c).

As a cheap and readily available reagent, PIDA has been widely used in organic synthesis.¹⁴ For example, Zhao and co-



Scheme 1 Strategies for the synthesis of *N*-alkoxyphthalimide products.

^aSchool of Pharmacy, Xinxiang University, Xinxiang 453000, P. R. China. E-mail: wangkaiikaili@163.com

^bSchool of Chemistry and Materials Engineering, Xinxiang University, Xinxiang 453000, P. R. China

^cXinxiang Tuoxin Pharmaceutical Company Limited, Xinxiang 453000, P. R. China

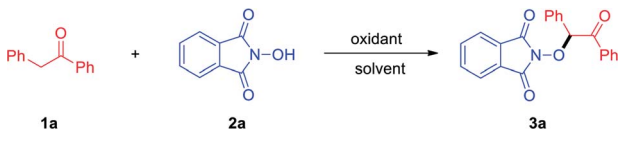
^dCollege of Chemistry and Chemical Engineering, Shangqiu Normal University, Shangqiu, Henan, 476000, P. R. China. E-mail: liut05@iccas.ac.cn

† Electronic supplementary information (ESI) available: Data for new compounds and experimental procedures. CCDC 2049393. For ESI and crystallographic data in CIF or other electronic format see DOI: 10.1039/d1ra00375e

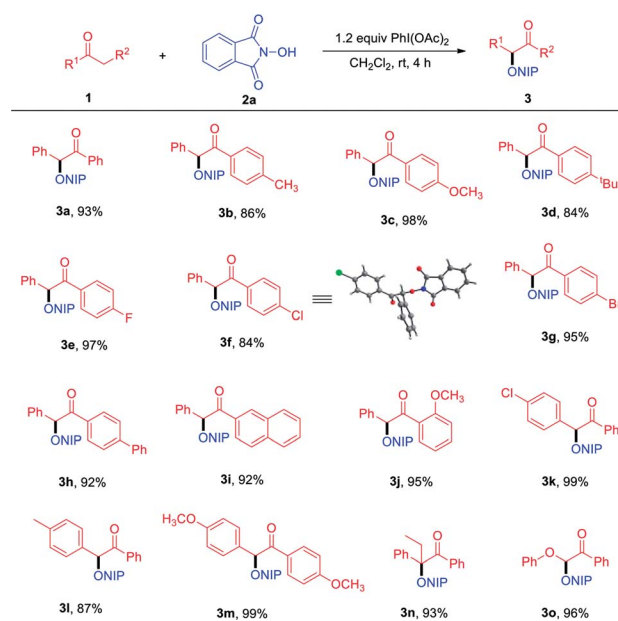


workers described a PIDA-mediated oxygenation reaction of *N,N*-diaryl tertiary amines.¹⁵ Recently, a PIDA-mediated radical cyclization of *o*-(allyloxy)arylaldehydes with NHPI has been realized by Wang's group.¹⁶ At the outset of this investigation, we chose 1,2-diphenylethanone **1a** and *N*-hydroxyphthalimide **2a** as the model substrates to optimize the reaction conditions (Table 1). The reaction went smoothly and the desired product **3a** could be obtained in 92% yield by using PIDA as the oxidant and dichloromethane as a solvent at room temperature under air atmosphere (Table 1, entry 1). Encouraged by this result, we next tested different solvents and the results indicated that dichloromethane is the optimum solvent for this transformation (entries 2–9). Meanwhile, the effect of different oxidants was also investigated; however, they significantly hampered product formation (entries 10–15). When using high valence iodine reagent 2-iodoisindoline-1,3-dione (NIS) as an oxidant, product **3a** was afforded in 61% yield (entry 16). Elevating reaction temperature to 60 °C has no perceptible effect on the reaction efficiency (entry 17). Shortening reaction time to 4 h and 1 h delivered 93% and 64% yield of the desired product, respectively (entries 18 and 19). Moreover, a control experiment suggested that the oxidant was essential for this transformation (entry 20).

Table 1 Optimization of the reaction conditions^a

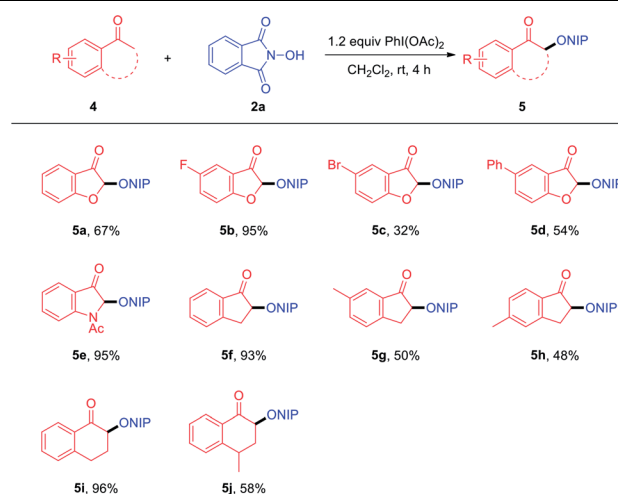
			
Entry	Solvent	Oxidant	Yield ^b (%)
1	CH ₂ Cl ₂	PhI(OAc) ₂	92
2	CHCl ₃	PhI(OAc) ₂	74
3	DCE	PhI(OAc) ₂	77
4	Toluene	PhI(OAc) ₂	<10
5	THF	PhI(OAc) ₂	<5
6	CH ₃ CN	PhI(OAc) ₂	77
7	DMSO	PhI(OAc) ₂	13
8	Acetone	PhI(OAc) ₂	53
9	EtOAc	PhI(OAc) ₂	52
10	CH ₂ Cl ₂	TBHP	n.d.
11	CH ₂ Cl ₂	DTBP	n.d.
12	CH ₂ Cl ₂	K ₂ S ₂ O ₈	n.d.
13	CH ₂ Cl ₂	BQ	n.d.
14	CH ₂ Cl ₂	H ₂ O ₂	n.d.
15	CH ₂ Cl ₂	I ₂	<5
16	CH ₂ Cl ₂	NIS	61
17 ^c	CH ₂ Cl ₂	PhI(OAc) ₂	93
18 ^d	CH ₂ Cl ₂	PhI(OAc) ₂	93
19 ^e	CH ₂ Cl ₂	PhI(OAc) ₂	64
20 ^e	CH ₂ Cl ₂		n.d.

^a Reaction conditions: **1a** (0.3 mmol), **2a** (0.36 mmol, 1.2 equiv.), oxidant (0.36 mmol, 1.2 equiv.), and solvent (2.0 mL) in a test tube at room temperature for 10 h. ^b Isolated yields. ^c At 60 °C. ^d 1 h. ^e 4 h. n.d. = not detected. TBHP = *tert*-butyl hydroperoxide (70% in water). DTBP = di-*tert*-butyl peroxide. BQ = 1,4-benzoquinone. NIS = *N*-iodosuccinimide.

Table 2 Scope of the linear-chain aryl ketones^a

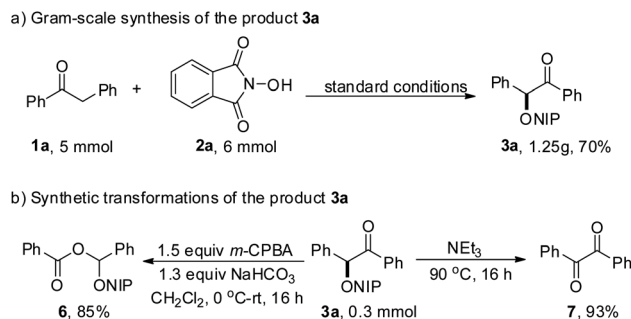
^a Reaction conditions: **1a** (0.3 mmol, 1 equiv.), **2a** (1.2 equiv., 0.36 mmol), PhI(OAc)₂ (1.2 equiv., 0.36 mmol) and CH₂Cl₂ (2 mL) at room temperature for 4 h in a sealed tube. Isolated yield. NIPO = phthalimide *N*-oxyl.

With the optimized reaction conditions in hand, the generality and limitation of the protocol were examined in Table 2. Firstly, the substrate scope of linear-chain aryl ketones was explored and we found that various substituents on aryl rings of aryl ketones were well tolerated under optimized reaction

Table 3 Scope of cyclic aryl ketones^a

^a Reaction conditions: **4** (0.3 mmol, 1 equiv.), **2a** (1.2 equiv., 0.36 mmol), PhI(OAc)₂ (1.2 equiv., 0.36 mmol), and CH₂Cl₂ (2 mL) at room temperature for 4 h in a sealed tube. Isolated yield.



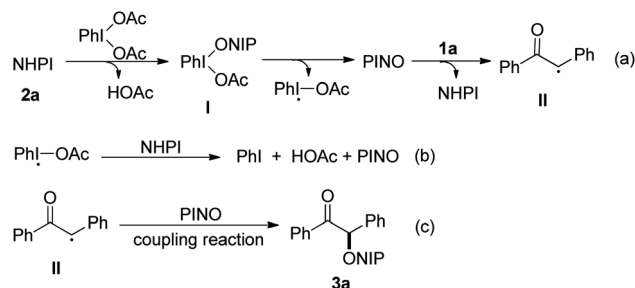


Scheme 2 Scaled-up version and synthetic transformations.

conditions, regardless of electron-donating and electron-withdrawing functional groups (**3a–3j**). The structure of **3f** was confirmed by X-ray crystallographic analysis (see ESI†).¹⁷ 1-(Naphthalen-2-yl)-2-phenylethanone and 1-(2-methoxyphenyl)-2-phenylethanone also exhibited excellent reactivity, in which the corresponding products **3i** and **3j** were isolated in 92% and 95% yield, respectively. Meanwhile, 2-aryl substituted acetophenones have also been shown to be suitable substrates to furnish the corresponding products **3k–3l** in moderate to good yields. The efficiency of the reaction was not affected by the substituents on both benzene rings (**3m**). To our delight, 1,2-diphenylbutan-1-one and 2-phenoxy-1-phenylethanone were compatible with reaction conditions, which reacted smoothly with **2a** to furnish the corresponding products in good yields (**3n–3o**).

We next evaluated the scope of this C–H functionalization reaction using cyclic aryl ketones as the substrates (Table 3). Benzofuran-3(2*H*)-ones displayed no obvious detrimental effect on the reaction efficiency and afford the desired products **5a–5d** in moderate to good yields. In addition, 1-acetylidolin-3-one was proved to be a suitable substrate to deliver product **5e** in 95% yield. Moreover, 2,3-dihydro-1*H*-inden-1-ones also demonstrated satisfactory compatibility with the reaction (**5f–5h**). To our delight, 3,4-dihydronaphthalen-1(2*H*)-ones were shown to be slightly less efficient yet nonetheless suitable substrates, affording the desired products **5i** and **5j** in 96% and 58% yield, respectively.

We also inspected the scalability of this PIDA-promoted C–H functionalization reaction and the current protocol could be readily executed on a gram scale by successfully reacting 5 mmol of **1a** with **2a** in one pot to obtain **3a** in 70% yield



Scheme 4 Proposed reaction mechanism.

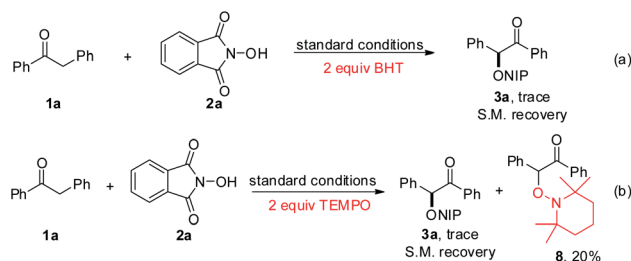
(Scheme 2a). The further conversion of the product **3a** was also conducted. Using *m*-chloroperbenzoic acid as the oxidant, **3a** could also be readily oxidized to afford the corresponding ester **6** in 85% yield. In addition, treatment of **3a** and NEt_3 led to the formation of benzil **7** in 93% yield (Scheme 2b).

To shed light on the reaction mechanism for this transformation, control experiments were performed, as shown in Scheme 3. As expected, the addition of well-known radical-trapping reagent BHT (3,5-di-*tert*-butyl-4-hydroxytoluene) suppressed the reaction and the substrate was recovered, which indicated that free radical intermediate may be involved in this transformation (Scheme 3a). Furthermore, when radical scavenger TEMPO (2,2,6,6-tetramethyl-1-piperidinyloxy) was subjected into the reaction system under standard conditions, no product was detected and radical adduct **8** was separated in 20% yield, which revealed a radical process was involved in this PIDA-promoted C–H functionalization reaction (Scheme 3b).

Based on the above experiments and previous studies from the literatures,^{12,18} we propose a plausible mechanism for this transformation, which is depicted in Scheme 4. Initially, a ligand exchange between $\text{PhI}(\text{OAc})_2$ and NHPI would generate intermediate **I**, which is converted into a PINO radical by thermal homolytic cleavage. Radical intermediate **II** was formed through H-abstraction of $\text{C}(\text{sp}^3)\text{–H}$ bonds by PINO radical and regenerated NHPI (Scheme 4a), which undergoes second ligand exchange and thermal homolytic cleavage with iodobenzene acetate radical to yield PINO radical (Scheme 4b). Then, the coupling reaction of radical intermediate **II** and PINO radical gave final product **3a** (Scheme 4c).

Conclusions

In summary, we have implemented a novel metal-free dehydrogenation coupling of aryl ketones with *N*-hydroxyphthalimide through direct $\text{C}(\text{sp}^3)\text{–H}$ functionalization to furnish a range of *N*-alkoxyphthalimide derivatives under mild conditions. Our strategy features easily available starting materials, operational simplicity, broad substrate scope and good functionality tolerance. Moreover, we have conducted a gram-scale reaction and further synthetic transformation of the product. Further explorations on the synthetic utility of this transformation are currently underway in our laboratory.



Scheme 3 Preliminary mechanism studies.

Conflicts of interest

There are no conflicts to declare.

Acknowledgements

We gratefully acknowledge financial support from the National Natural Science Foundation of China (21801214, 21572126), Natural Science Foundation of Henan (202300410016) and the Science and Technology Research Plan Project of Henan Province (202102210224).

Notes and references

- (a) L. E. Canne, A. R. Ferre-D'Amare, S. K. Burley and S. B. H. Kent, *J. Am. Chem. Soc.*, 1995, **117**, 2998–3007; (b) M. Bahta, G. T. Lountos, B. Dyas, S.-E. Kim, R. G. Ulrich, D. S. Waugh and T. R. Burke, *J. Med. Chem.*, 2011, **54**, 2933–2943; (c) C. M.-Z. Wang, H. Xu, T.-W. Liu, Q. Feng, S.-J. Yu, S.-H. Wang and Z.-M. Li, *Eur. J. Med. Chem.*, 2011, **46**, 1463–1472; (d) Y. Li, H.-Q. Zhang, J. Liu, X.-P. Yang and Z.-J. Liu, *J. Agric. Food Chem.*, 2006, **54**, 3636–3640.
- (a) Y. Lv, K. Sun, T. Wang, G. Li, W. Pu, N. Chai, H. Shen and Y. Wu, *RSC Adv.*, 2015, **5**, 72142–72145; (b) X.-F. Xia, Z. Gu, W. Liu, H. Wang, Y. Xia, H. Gao, X. Liu and Y.-M. Liang, *J. Org. Chem.*, 2015, **80**, 290–295; (c) I. B. Krylov, S. A. Paveliev, M. A. Syroeshkin, A. A. Korlyukov, P. V. Dorovatovskii, Y. V. Zubavichus, G. I. Nikishin and A. O. Terent'ev, *Beilstein J. Org. Chem.*, 2018, **14**, 2146–2155; (d) M.-Z. Zhang, N. Luo, R.-Y. Long, X.-T. Gou, W.-B. Shi, S.-H. He, Y. Jiang, J.-Y. Chen and T. Chen, *J. Org. Chem.*, 2018, **83**, 2369–2375; (e) T. E. Anderson and K. A. Woerpel, *Org. Lett.*, 2020, **22**, 5690–5694.
- A. Alanine, A. Bourson, B. Büttelmann, R. Gill, M.-P. Heitz, V. Mutel, E. Pinard, G. Trube and R. Wyler, *Bioorg. Med. Chem. Lett.*, 2003, **13**, 3155–3159.
- (a) R. Bag, D. Sar and T. Punniyamurthy, *Org. Lett.*, 2015, **17**, 2010–2013; (b) X.-F. Xia, S.-L. Zhu, Z. Gu, H. Wang, W. Li, X. Liu and Y.-M. Liang, *J. Org. Chem.*, 2015, **80**, 5572–5580; (c) A. A. Andia, M. R. Miner and K. A. Woerpel, *Org. Lett.*, 2015, **17**, 2704–2707.
- (a) Y. Lv, X. Wang, H. Cui, K. Sun, W. Pu, G. Li, Y. Wu, J. He and X. Ren, *RSC Adv.*, 2016, **6**, 74917–74920; (b) J.-z. Zhang and Y. Tang, *Adv. Synth. Catal.*, 2016, **358**, 752–764.
- D. Yamamoto, M. Soga, H. Ansai and K. Makino, *Org. Chem. Front.*, 2016, **3**, 1420–1424.
- S. Samanta, R. R. Donthiri, C. Ravi and S. Adimurthy, *J. Org. Chem.*, 2016, **81**, 3457–3463.
- (a) G. Rouquet and N. Chatani, *Angew. Chem., Int. Ed.*, 2013, **52**, 11726–11743; (b) S.-Y. Zhang, F.-M. Zhang and Y.-Q. Tu, *Chem. Soc. Rev.*, 2011, **40**, 1937–1949; (c) B. G. Hashiguchi, S. M. Bischof, M. M. Konnick and R. A. Periana, *Acc. Chem. Res.*, 2012, **45**, 885–898; (d) Z. Chen, B. Wang, J. Zhang, W. Yu, Z. Liu and Y. Zhang, *Org. Chem. Front.*, 2015, **2**, 1107–1295; (e) T. Gensch, M. N. Hopkinson, F. Glorius and J. Wencel-Delord, *Chem. Soc. Rev.*, 2016, **45**, 2900–2936; (f) R. Shang, L. Ilies and E. Nakamura, *Chem. Rev.*, 2017, **117**, 9086–9139; (g) Y. Park, Y. Kim and S. Chang, *Chem. Rev.*, 2017, **117**, 9247–9301; (h) W. Wang, M. M. Lorion, J. Shah, A. R. Kapdi and L. Ackermann, *Angew. Chem., Int. Ed.*, 2018, **57**, 14700–14717; (i) P. Gandeepan, T. Müller, D. Zell, G. Cera, S. Warratz and L. Ackermann, *Chem. Rev.*, 2019, **119**, 2192–2452.
- (a) J. J. Mousseau and A. B. Charette, *Acc. Chem. Res.*, 2013, **46**, 412–424; (b) R. Narayan, K. Matcha and A. P. Antonchick, *Chem.–Eur. J.*, 2015, **21**, 14678–14693.
- For selected reviews: (a) X.-F. Wu, J.-L. Gong and X. Qi, *Org. Biomol. Chem.*, 2014, **12**, 5807–5817; (b) R. Rossi, M. Lessi, C. Manzini, G. Marianetti and F. Bellina, *Adv. Synth. Catal.*, 2015, **357**, 3777–3814; (c) Y. Qin, L. Zhu and S. Luo, *Chem. Rev.*, 2017, **117**, 9433–9520; (d) R. Chen, J. Chen, J. Zhang and X. Wan, *Chem. Rec.*, 2018, **18**, 1292–1305.
- For selected reviews: (a) S. A. Girard, T. Knauber and C.-J. Li, *Angew. Chem., Int. Ed.*, 2014, **53**, 74–100; (b) L. Yang and H. Huang, *Chem. Rev.*, 2015, **115**, 3468–3517; (c) H. Yi, G. Zhang, H. Wang, Z. Huang, J. Wang, A. K. Singh and A. Lei, *Chem. Rev.*, 2017, **117**, 9016–9085; (d) S.-r. Guo, P. S. Kumar and M. Yang, *Adv. Synth. Catal.*, 2017, **359**, 2–25; (e) X.-Q. Chu, D. Ge, Z.-L. Shen and T.-P. Loh, *ACS Catal.*, 2018, **8**, 258–271; (f) H. Wang, X. Gao, Z. Lv, T. Abdelilah and A. Lei, *Chem. Rev.*, 2019, **119**, 6769–6787.
- Y. Siddaraju and K. R. Prabhu, *Org. Biomol. Chem.*, 2015, **13**, 11651–11656.
- (a) R. Chen, K.-K. Wang, Z.-Y. Wang, C. Miao, D. Wang, A.-a. Zhang and L. Liu, *J. Org. Chem.*, 2019, **84**, 16068–16075; (b) R. Chen, W. Chen, Y. Shen, Z.-Y. Wang, W. Dai, K.-K. Wang and L. Liu, *Synlett*, 2019, **30**, 1708–1712.
- (a) A. Yoshimura and V. V. Zhdankin, *Chem. Rev.*, 2016, **116**, 3328–3435; (b) X. Wang and A. Studer, *Acc. Chem. Res.*, 2017, **50**, 1712–1724; (c) S. R. Guo, P. S. Kumar and M. H. Yang, *Adv. Synth. Catal.*, 2017, **359**, 2–25; (d) K. Muniz, *Acc. Chem. Res.*, 2018, **51**, 1507–1519; (e) I. F. D. Hyatt, L. Dave, N. David, K. Kaur, M. Medard and C. Mowdawalla, *Org. Biomol. Chem.*, 2019, **17**, 7822–7848; (f) Z. Z. Han and C. P. Zhang, *Adv. Synth. Catal.*, 2020, **362**, 4256–4292.
- N. Zhang, R. Cheng, D. Zhang-Negrerie, Y. Du and K. Zhao, *J. Org. Chem.*, 2014, **79**, 10581–10587.
- D.-M. Chen, Y.-Y. Sun, Q.-Q. Han and Z.-L. Wang, *Tetrahedron Lett.*, 2020, **61**, 152482.
- CCDC 2049393 contains the supplementary crystallographic data for compound 3f.†
- (a) N.-N. Wang, W.-J. Hao, T.-S. Zhang, G. Li, Y.-N. Wu, S.-J. Tu and B. Jiang, *Chem. Commun.*, 2016, **52**, 5144–5147; (b) H. Ni, X. Shi, Y. Li, X. Zhang, J. Zhao and F. Zhao, *Org. Biomol. Chem.*, 2020, **18**, 6558–6563.

