


 Cite this: *RSC Adv.*, 2021, **11**, 36928

# Insights into the thermal conductivity of MOF-5 from first principles†

 Shenglong Zhang, <sup>ab</sup> Jian Liu <sup>\*ab</sup> and Linhua Liu <sup>\*ab</sup>

Metal–organic frameworks (MOFs) have been extensively studied in many fields due to their abundant porous structures. The mechanism underlying the thermal conduction properties of MOFs, which plays an essential role in a wide variety of applications such as adsorbents and thermoelectric devices, remains elusive. It is also highly desirable to achieve the efficient modulation of thermal conductivity in MOFs *via* experimentally accessible methods such as metal substitution and strain engineering. In this work, we perform first-principles calculations to investigate the thermal transport properties of MOF-5, a representative prototype of MOFs. We find an ultralow thermal conductivity ( $\kappa$ ) of  $0.33 \text{ W m}^{-1} \text{ K}^{-1}$  at room temperature, in excellent agreement with the experimental measurement. Such ultralow  $\kappa$  is attributed to the strong phonon–phonon scattering that arises from the dense and intertwined low-frequency phonons. The phonon dispersion leads to unusual tuning strategies of  $\kappa$ , since conventional designing guidelines (*e.g.* substitution of heavier atoms or application of tensile strain is preferred in pursuit of lower thermal conductivity) are not fully obeyed in MOF-5. We find that isovalent substitutions of Zn atoms with (lighter) Mg and (heavier) Cd atoms both result in significant reduction of  $\kappa$ , due to the enhanced phonon scattering rates that are associated with the stronger bond strength and the larger atomic mass, respectively. We further demonstrate that the so-called “guitar string” vibrations are responsible for the anomalous non-monotonic variation of  $\kappa$  in MOF-5 under tensile strain. This work provides fundamental insights into the thermal transport mechanisms in MOF-5, which may have some important implications for the thermal management applications utilizing MOFs.

 Received 19th September 2021  
 Accepted 9th November 2021

DOI: 10.1039/d1ra07022c

[rsc.li/rsc-advances](http://rsc.li/rsc-advances)

## 1. Introduction

Metal–organic frameworks (MOFs) constructed from metal nodes and organic ligands have recently attracted intensive interest,<sup>1</sup> due to their high porosity and large surface areas that hold promising potentials in various applications such as catalysis,<sup>2,3</sup> gas capture,<sup>4,5</sup> water harvesting,<sup>6</sup> and energy storage.<sup>7–9</sup> The thermal transport property of MOFs is crucial for their performance in practical applications. For example, as an emerging class of porous adsorbents, MOFs with high  $\kappa$  may efficiently transfer the latent heat produced in the exothermic gas adsorption or the endothermic gas desorption (and thus maintain the isothermal conditions).<sup>10</sup> On the other hand, as promising candidates for thermoelectric materials,<sup>8</sup> MOFs with ultralow  $\kappa$  are highly desirable in order to achieve a high thermoelectric figure of merit.<sup>11</sup>

Experimental measurements of  $\kappa$  in MOFs are challenging due to the difficulty in growing high-quality single crystals to

large-enough size in millimeters.<sup>12</sup> Existing measurements report  $\kappa$  of 0.32, 0.33, and  $0.11 \text{ W m}^{-1} \text{ K}^{-1}$  for MOF-5,<sup>13</sup> ZIF-8,<sup>14</sup> and UiO-66,<sup>15</sup> respectively. Such ultralow  $\kappa$  in MOFs, according to force-field-based molecular dynamics (MD) simulations, has been attributed to the short phonon mean free path,<sup>16</sup> the mass mismatch between metal and oxygen atoms,<sup>17</sup> and the interface thermal resistance between metal nodes and organic linkers.<sup>18</sup> Only a limited number of parameter-free investigations exist, and hence first-principles calculations are welcome in order to provide insights into the underlying mechanism responsible for the ultralow  $\kappa$  in MOFs. Besides,  $\kappa$  in MOFs is intimately related to the structural (such as pore size<sup>19</sup> and pore shape<sup>20</sup>) and chemical (such as the type of the functional group<sup>21</sup>) properties. It is hence highly desirable to investigate the tailoring strategies of  $\kappa$  in MOFs. Cation substitution<sup>22,23</sup> and strain engineering<sup>24,25</sup> have been demonstrated to be promising methods in tuning the thermal properties of semiconductors. According to the widely accepted guidelines,<sup>26</sup> generally speaking, in pursuit of low  $\kappa$ , materials with large atomic mass or weak chemical bonding (giving rise to low phonon group velocity) and complex structure (giving rise to strong anharmonicity and hence phonon–phonon scattering) are desired. Another approach is *via* phonon engineering,<sup>27</sup> *e.g.* *via* tailoring the phonon dispersion with small acoustic-optic frequency gap (*a-o* gap) and large width of

<sup>a</sup>School of Energy and Power Engineering, Shandong University, Jinan, Shandong, 250061, China. E-mail: Jian.Y.Liu@sdu.edu.cn; liulinhua@sdu.edu.cn

<sup>b</sup>Optics and Thermal Radiation Research Center, Institute of Frontier and Interdisciplinary Science, Shandong University, Qingdao, Shandong, 266237, China

† Electronic supplementary information (ESI) available. See DOI: 10.1039/d1ra07022c



the acoustic branches. The complex structures of MOFs render the controlled tuning of  $\kappa$  a challenging task, and hence unraveling the microscopic mechanism of thermal transport in MOFs would benefit the establishment of the structure–property relation.

In this study, using first-principles calculations, we investigate the thermal transport property of MOF-5 (representative of MOFs). The calculated lattice  $\kappa$  at room temperature is  $0.33 \text{ W m}^{-1} \text{ K}^{-1}$ , in line with the reported measurement. We find that  $\kappa$  in MOF-5 decreases with temperature ( $T$ ), in contrast to previous classical MD results where  $\kappa$  exhibits barely no temperature dependence. The main contribution comes from acoustic phonons whose scattering rates increase with  $T$ . The ultralow  $\kappa$  in MOF-5 arises from the significant phonon–phonon scattering among the dense and intertwined low-lying phonons. Such complex phonon dispersion plays a vital role in the tailoring strategy of  $\kappa$ , giving rise to an unusual variation of  $\kappa$  with respect to metal substitution ( $\kappa$  reduces with heavier Cd or lighter Mg substitution) and strain engineering ( $\kappa$  non-monotonically decreases with volumetric tensile strain), in contrast to the conventional wisdom. Notably, the reduction of  $\kappa$  upon Mg substitution is due to the strong metal–oxygen chemical bonding that enlarges the width of acoustic branches and thus enhances the phonon–phonon scattering, while the so-called “guitar string” effect (phonon of transverse motion stiffens upon stretching) gives rise to the initial increase of  $\kappa$  under 4% strain. The unraveled mechanism underlying the thermal transport in MOF-5 may offer novel avenues for the thermal management applications utilizing MOFs.

## II. Methods

Density-functional theory calculations are performed using the Quantum ESPRESSO package.<sup>28</sup> The Perdew–Burke–Ernzerhof parametrization of the generalized gradient approximation<sup>29</sup> is used to describe the exchange–correlation functional. The kinetic energy cut-off for the plane-wave expansion of the

electronic wave functions is 120 Ry. The  $\Gamma$  point is used for Brillouin zone sampling. All structural parameters are relaxed until the energy difference is converged within  $1 \times 10^{-4}$  Ry, with a Hellman–Feynman force convergence threshold of  $1 \times 10^{-3}$  Ry Bohr<sup>-1</sup>. Then, the harmonic and anharmonic interatomic force constants (IFCs) are obtained from the 106-atom unit cell using Phonopy<sup>30</sup> and Sheng BTE<sup>31</sup> packages, respectively. For the harmonic IFCs, Born effective charges and dielectric tensor contributions to the dynamical matrix are considered. For the anharmonic IFCs, up to the third-nearest neighbors are taken into consideration. The lattice thermal conductivity is obtained by solving the linearized Boltzmann transport equation within the relaxation time approximation. All structures given in figures are produced using VESTA.<sup>32</sup>

The lattice thermal conductivity  $\kappa$  reads

$$\kappa = \frac{1}{V} \sum_{\lambda} C_{\lambda} v_{\lambda}^2 \tau_{\lambda} \quad (1)$$

where  $V$  is the volume of the lattice, and  $C_{\lambda}$ ,  $v_{\lambda}$ , and  $\tau_{\lambda}$  are the heat capacity, group velocity, and phonon transport lifetime, respectively, of mode  $\lambda = (\mathbf{q}, s)$  indexed with wave vector  $\mathbf{q}$  and branch  $s$ . The specific heat is given by  $C_{\lambda} = k_{\text{B}} n_{\lambda}^0 (n_{\lambda}^0 + 1) \times (\hbar^2 \omega_{\lambda} / k_{\text{B}} T)^2$ . Here,  $k_{\text{B}}$ ,  $n_{\lambda}^0 = 1 / [\exp(\hbar \omega_{\lambda} / k_{\text{B}} T) - 1]$ , and  $\omega_{\lambda}$  are the Boltzmann constant, Bose–Einstein distribution factor and phonon frequency, respectively. More details are provided in the ESI.†

## III. Results and discussion

We start with the temperature dependence of  $\kappa$  in MOF-5. For MOF-5 with Zn metal nodes, the optimized lattice parameter is 26.08 Å (see Fig. S1† for the optimized structure), in good agreement with the experimental value of 25.91 Å. The calculated  $\kappa$  reads  $0.33 \text{ W m}^{-1} \text{ K}^{-1}$  at room temperature, in excellent agreement with the experimental measurement<sup>13</sup> of  $0.32 \text{ W m}^{-1} \text{ K}^{-1}$  at 292 K, as shown in Fig. 1(a). A similar value of  $0.31 \text{ W m}^{-1} \text{ K}^{-1}$  was reported using classical MD simulations, and the

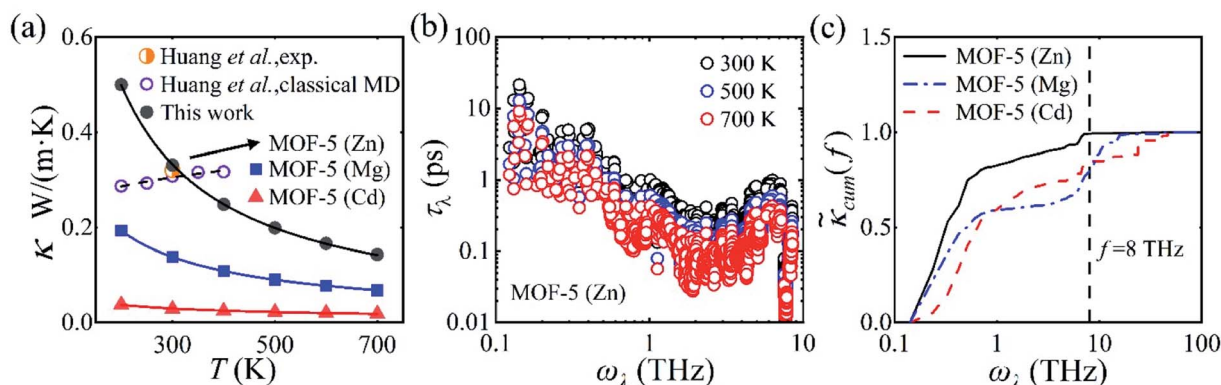


Fig. 1 (a) Calculated thermal conductivity  $\kappa$  for MOF-5 with different metal atoms (Zn, Mg, or Cd) as a function of temperature (represented by solid symbols), in comparison with experimental measurement<sup>13</sup> and classical MD simulations.<sup>17</sup> We note that  $\kappa$  obtained from this work, experiment, and classical MD simulation are almost identical ( $0.33$ ,  $0.32$ , and  $0.31 \text{ W m}^{-1} \text{ K}^{-1}$ , respectively). (b) Phonon transport lifetime  $\tau_{\lambda}$  of MOF-5 (Zn) at 300, 500, and 700 K. (c) Normalized cumulative thermal conductivity  $\tilde{\kappa}_{cum}$  for MOF-5 with different metal atoms (Zn, Mg, or Cd) as a function of phonon frequency at room temperature. All the values are normalized by their lattice thermal conductivities.



ultralow  $\kappa$  was attributed to the mass mismatch between the metal nodes and the organic linkers,<sup>17</sup> in line with the expected trend (a large mass difference leads to a low value of  $\kappa$ ).<sup>33,34</sup> It was also found that  $\kappa$  slightly increases with  $T$  (a character often found in amorphous solids<sup>35</sup>) due to the suppressed acoustic contributions and the weak temperature-dependent optic contributions.<sup>17</sup>

In strong contrast to classical MD simulations,<sup>17</sup> we find that  $\kappa$  in MOF-5 decreases with  $T$  following the trend  $\kappa \sim T^{-1}$ . This is reasonable considering that more phonons are excited at elevated temperatures, which results in stronger phonon-phonon scattering rates as shown in Fig. 1(b). We find that  $\kappa$  in MOF-5 is dominated by phonons with vibrational frequency below 8.0 THz which contribute 99.2% of  $\kappa$ , as shown in Fig. 1(c). Phonon dispersion curves above 8.0 THz are rather flat, and hence contribute little to  $\kappa$ . Among these low-frequency phonons, the acoustic phonons contribute nearly 92% of  $\kappa$ , larger than that (62%) obtained with classical MD simulations.<sup>17</sup> Thus,  $\kappa$  in MOF-5 exhibits the conventional temperature dependence, suggesting that the Umklapp phonon-phonon scattering dominates the thermal transport.<sup>36</sup>

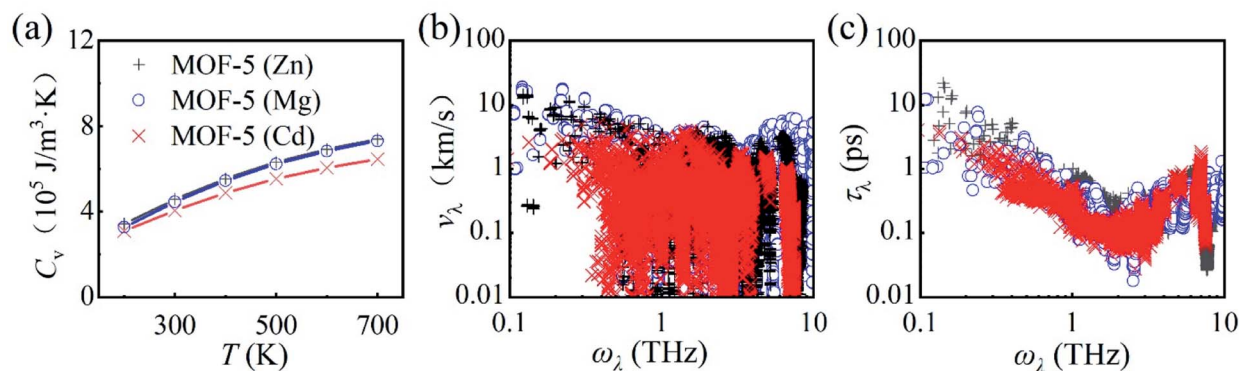
It is of fundamental interest to understand the underlying mechanism responsible for the ultralow  $\kappa$  in MOF-5. We find that there exists a marginal overlap in the phonon partial density of states between Zn and O atoms [see Fig. S2(a)†]. Such mismatch between the metal nodes and the organic linkers gives rise to bottlenecks for thermal transport.<sup>37,38</sup> Moreover, the specific heat capacity  $C_V$  and the group velocity  $v_\lambda$  are both small (comparable to that of SnSe, a well-known low- $\kappa$  thermoelectric material in which  $\kappa$  is  $0.70 \text{ W m}^{-1} \text{ K}^{-1}$ ,  $C_V$  is  $1.37 \times 10^6 \text{ J m}^{-3} \text{ K}^{-1}$ , and the highest  $v_\lambda$  is  $4.1 \text{ km s}^{-1}$ ).<sup>39,40</sup> Note also that, unlike many thermal conductors with high  $\kappa$ , the low-frequency phonon bands in MOF-5 are dense and intertwined as shown in Fig. S2† a characteristic feature that can be found in other MOFs such as MOF-74,<sup>41</sup> enforcing the absence of the  $a$ - $o$  gap. These low-frequency phonons constitute the major contribution, whereas the optic phonons provide important scattering pathways (in particular through the  $aa$  scattering), giving rise to strong phonon-phonon scattering. The overall effect is the ultralow  $\kappa$  in MOF-5.

It can be readily expected that MOFs may not follow the conventional guidelines of tuning  $\kappa$  due to the dense and intertwined phonon band structures. We first investigate the effect of metal substitution (a widely accepted method for structural modulation) on  $\kappa$  in MOF-5. Unexpectedly, a significant reduction of  $\kappa$  is found upon metal substitution, regardless of the mass of the isovalent substitute atom (lighter Mg or heavier Cd), as shown in Fig. 1(a). As low-frequency (below 8 THz) phonons constitute the major contribution to  $\kappa$  in MOF-5 (Zn), we can hence focus on the properties of phonons within this frequency range. Low-frequency (below 8 THz) phonons still constitute the major contribution of 80% and 83% for MOF-5 (Mg) and MOF-5 (Cd), respectively, as shown in Fig. 1(c). Upon metal substitution, the specific heat capacity  $C_V$  exhibits barely no difference, while the group velocity  $v_\lambda$  is in general inversely correlated with the mass of the metal atom, as shown in Fig. 2. The significant reduction of  $\kappa$  hence may only arise from the enhanced phonon-phonon scattering (as discussed below in detail).

We find that metal substitution alters significantly the phonon band structure of low-frequency phonons. In particular, upon Mg (Cd) substitution, the optic branches stiffen (soften) while the acoustic branches widen (narrow), as shown in Fig. S2.† This can be explained as follows. The optic and acoustic vibrations involve mainly motions of the light organic linkers and the heavy metal atoms, respectively. Hence, the width of the acoustic branch varies inversely with the mass of

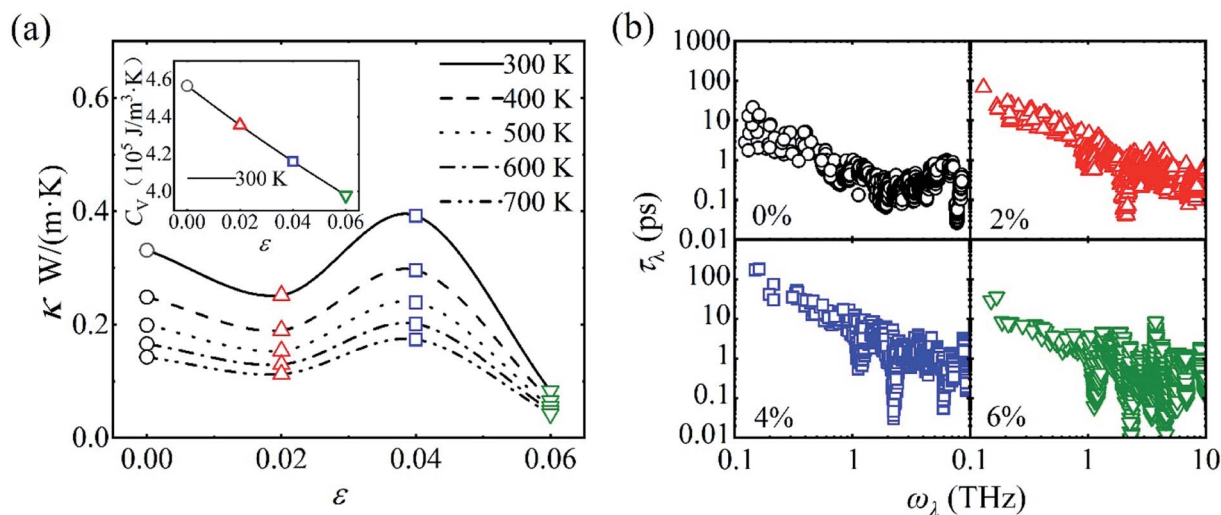
**Table 1** The molecular mass  $M$  with formula  $\text{C}_{24}\text{H}_{12}\text{O}_{13}\text{X}_4$  ( $X = \text{Zn}$ , Mg or Cd), the bond dissociation energy  $E_b$ , the frequency of the lowest optic phonon branch  $f_o$ , the width of acoustic phonon branches  $w_a$ , and the average phonon transport time  $\bar{\tau}_\lambda$  in the range below  $f_o$  at room temperature.  $w_a$  describes the width between the lowest and highest acoustic branches at X point in the Brillouin zone

	$M$ (amu)	$E_b$ (eV)	$f_o$ (THz)	$w_a$ (THz)	$\bar{\tau}_\lambda$ (ps)
Zn	769.92	-7.95	0.46	0.79	3.2
Mg	605.58	-11.04	0.53	0.94	1.6
Cd	958.00	-6.75	0.39	0.49	1.0



**Fig. 2** For MOF-5 with different metal atoms (Zn, Mg, or Cd): (a) specific heat capacity  $C_V$  as a function of temperature, (b) group velocity  $v$  as a function of phonon frequency, and (c) phonon transport lifetime  $\tau_\lambda$  (at room temperature) as a function of phonon frequency.





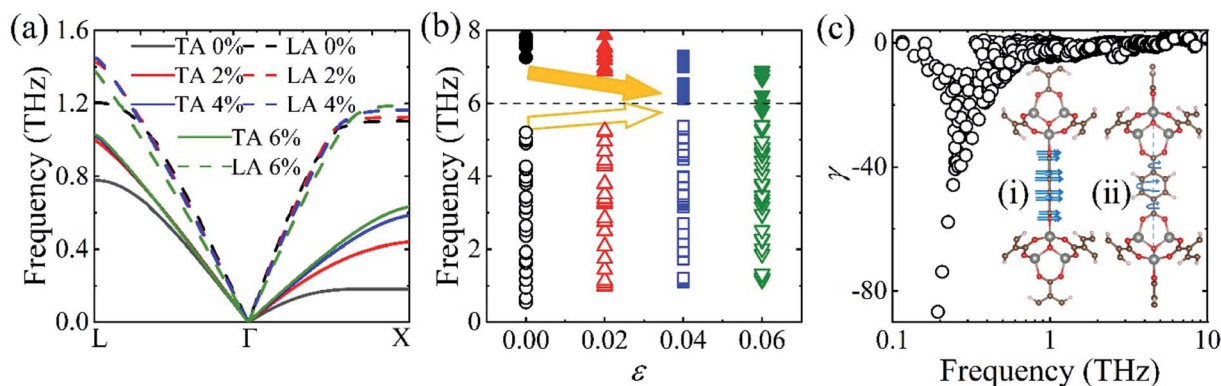
**Fig. 3** For MOF-5 (Zn) under volumetric tensile strains  $\varepsilon$  at 0, 0.02, 0.04, and 0.06: (a) strain-dependent thermal conductivity  $\kappa$ . The inset shows the specific heat capacity  $C_V$  as a function of  $\varepsilon$  at room temperature. (b) Non-monotonic change of phonon transport lifetime  $\tau_\lambda$  at room temperature.

the metal substitute, while the frequency of the optic branch varies proportionally with the strength of the metal–oxygen bond (characterized by the bond dissociation energy,<sup>42</sup> *i.e.* the energy penalty per bond of removing a metal atom from the binding site to vacuum), as shown in Table 1. The softening of the optic branches upon Cd substitution and the widening of the acoustic branches upon Mg substitution facilitates the *aa* and the *aaa* scattering processes, respectively. We note that due to the complex and intertwined phonon band structure in MOF-5, the identified mechanism being responsible for facilitating one scattering process may concurrently suppress the other, but the net effect is the overall reduction of phonon lifetime (upon metal substitution).

We then investigate the modulation of  $\kappa$  *via* applying volumetric tensile strains  $\varepsilon$ . Such response is generally monotonic in bulk materials such as silicon, diamond and zinc oxide.<sup>43,44</sup> Interestingly, we obtain an unusual non-monotonic variation of  $\kappa$  with  $\varepsilon$  in MOF-5, as shown in Fig. 3(a). Notably, the

temperature dependence of  $\kappa$  becomes increasingly weaker with the low-frequency optic phonons constituting increasingly more contribution to  $\kappa$  (*i.e.*  $\kappa$  decreases with  $T$  following the trend  $\kappa \sim T^{-0.8}$  at  $\varepsilon = 0.06$ , since optic phonons contribute 29.4% of  $\kappa$ ). This may partly explain the weak temperature dependence of MOF-5 found in the previous classical MD study (which is attributed to the relatively less contribution from acoustic phonons).<sup>17</sup> Moreover, the anomalous response of  $\kappa$  with respect to  $\varepsilon$  can be attributed to the interplay between the monotonic decrease of  $C_V$  and the non-monotonic variation of  $\tau_\lambda$ , as shown in Fig. 3(b).

In particular, there exists an anomalous enhancement of  $\kappa$  at  $\varepsilon = 0.04$  due to the weakened phonon–phonon scattering. This arises from the so-called “guitar string” effect, namely phonons of transverse motion stiffen upon longitudinal stretching, as shown in Fig. 4. Generally speaking, phonons soften upon volumetric stretching due to the weakened bonding. However, in framework materials, low-frequency transverse or twisting



**Fig. 4** For MOF-5 (Zn): (a) acoustic branches under tensile strain, (b) optic phonon frequency at  $\Gamma$  as a function of strain, and (c) Grüneisen parameter ( $\gamma$ ) as a function of frequency. The inset shows the representative (i) transverse or (ii) twisting vibration of the organic linkers.





vibration of the organic linkers [see the inset in Fig. 4(c)] may stiffen due to the imposed restoring forces that restrict the motion of the organic linkers (like a stretched string). This is manifested as the negative Grüneisen parameter ( $\gamma$ , defined as  $-\text{d} \ln \omega / \text{d} \ln V$ , where  $\omega$  is the frequency of a phonon mode), as shown in Fig. 4(c). We note here that the large (in magnitude)  $\gamma$  is indicative of strong anharmonicity (and hence low  $\kappa$ ),<sup>45</sup> and the negative  $\gamma$  is responsible for the negative thermal expansion in MOF-5.<sup>46</sup> The stiffening (softening) of phonons below (above) 6 THz upon volumetric stretching is shown in Fig. 4(b). Notably, such “guitar string” effect becomes most pronounced at  $\varepsilon = 0.04$  (and almost saturates after that). This narrows the width of the low-frequency phonons, effectively suppressing the phonon-phonon scattering and eventually resulting in the anomalous enhancement of  $\kappa$ .

## IV. Conclusions

In summary, *via* first-principles calculations, we have obtained the room-temperature thermal conductivity of  $0.33 \text{ W m}^{-1} \text{ K}^{-1}$  for MOF-5, in agreement with the experimental measurement. We find that low-frequency phonons constitute the major contribution to  $\kappa$ , giving rise to enhanced scattering (and suppressed thermal conductivity) with increasing temperature. The ultralow  $\kappa$  is attributed to the strong phonon-phonon scattering that arises from the dense and intertwined phonon band structure at low frequencies with the absence of the *a-o* gap. As a result, the conventional design principles for thermal conductivity modulation are not fully followed. We find that substituting the metal Zn atoms with heavier Cd or lighter Mg atoms both results in a significant reduction of  $\kappa$ , due to the softening of the optic branches and the widening of the acoustic branches that facilitates the *ao* and the *aa* scattering processes, respectively. We also demonstrate an anomalously non-monotonic response of  $\kappa$  with respect to volumetric tensile strains, namely there exists an unusual enhancement of  $\kappa$  under 4% strain that can be attributed to the so-called “guitar string” effect. This study sheds some new light on the mechanism of thermal transport in MOF-5, which may provide useful information for the thermal management utilizing MOFs.

## Conflicts of interest

There are no conflicts to declare.

## Acknowledgements

This study was supported by the National Natural Science Foundation of China [Grant No. 52076123]. J. L. was supported by the Qilu Young Scholar Program of Shandong University.

## References

1 T. Tian, Z. X. Zeng, D. Vulpe, M. E. Casco, G. Divitini, P. A. Midgley, J. Silvestre-Albero, J. C. Tan, P. Z. Moghadam and D. Fairen-Jimenez, *Nat. Mater.*, 2018, **17**, 174–179.

- 2 H. Furukawa, K. E. Cordova, M. O’Keeffe and O. M. Yaghi, *Science*, 2013, **341**, 1230444.
- 3 Y. Li, G. Hou, J. Yang, J. Xie, X. Yuan, H. Yang and M. Wang, *RSC Adv.*, 2016, **6**, 16395–16403.
- 4 C. L. Hobday, C. H. Woodall, M. J. Lennox, M. Frost, K. Kamenev, T. Düren, C. A. Morrison and S. A. Moggach, *Nat. Commun.*, 2018, **9**, 1429.
- 5 M. Du, L. Li, M. Li and R. Si, *RSC Adv.*, 2016, **6**, 62705–62716.
- 6 H. Kim, S. Yang, S. R. Rao, S. Narayanan, E. A. Kapustin, H. Furukawa, A. S. Umans, O. M. Yaghi and E. N. Wang, *Science*, 2017, **356**, 430–432.
- 7 L. F. Yang, S. H. Qian, X. B. Wang, X. L. Cui, B. L. Chen and H. B. Xing, *Chem. Soc. Rev.*, 2020, **49**, 5359–5406.
- 8 A. A. Talin, A. Centrone, A. C. Ford, M. E. Foster, V. Stavila, P. Haney, R. A. Kinney, V. Szalai, F. El Gabaly, H. P. Yoon, F. Leonard and M. D. Allendorf, *Science*, 2014, **343**, 66–69.
- 9 R. Mehek, N. Iqbal, T. Noor, M. Z. B. Amjad, G. Ali, K. Vignarooban and M. A. Khan, *RSC Adv.*, 2021, **11**, 29247–29266.
- 10 J. Wieme, S. Vandenbrande, A. Lamaire, V. Kapil, L. Vanduyfhuys and V. Van Speybroeck, *ACS Appl. Mater. Interfaces*, 2019, **11**, 38697–38707.
- 11 E. Redel and H. Baumgart, *APL Mater.*, 2020, **8**, 060902.
- 12 J. Huang, X. Xia, X. Hu, S. Li and K. Liu, *Int. J. Heat Mass Transf.*, 2019, **138**, 11–16.
- 13 B. L. Huang, Z. Ni, A. Millward, A. J. H. McGaughey, C. Uher, M. Kaviani and O. Yaghi, *Int. J. Heat Mass Transf.*, 2007, **50**, 405–411.
- 14 B. Y. Cui, C. O. Audu, Y. J. Liao, S. T. Nguyen, O. K. Farha, J. T. Hupp and M. Grayson, *ACS Appl. Mater. Interfaces*, 2017, **9**, 28139–28143.
- 15 J. Huang, X. X. Xia, X. J. Hu, S. Li and K. Liu, *Int. J. Heat Mass Transf.*, 2019, **138**, 11–16.
- 16 X. Zhang and J. Jiang, *J. Phys. Chem. C*, 2013, **117**, 18441–18447.
- 17 B. L. Huang, A. J. H. McGaughey and M. Kaviani, *Int. J. Heat Mass Transf.*, 2007, **50**, 393–404.
- 18 S. Wieser, T. Kamencek, J. P. Duerholt, R. Schmid, N. Bedoya-Martinez and E. Zojer, *Adv. Theor. Simul.*, 2021, **4**, 2000211.
- 19 K. B. Sezginel, S. Lee, H. Babaei and C. E. Wilmer, *J. Phys. Chem. C*, 2020, **124**, 18604–18608.
- 20 H. Babaei, A. J. H. McGaughey and C. E. Wilmer, *Chem. Sci.*, 2017, **8**, 583–589.
- 21 P. Ying, J. Zhang, X. Zhang and Z. Zhong, *J. Phys. Chem. C*, 2020, **124**, 6274–6283.
- 22 B. Peng, H. Zhang, H. Shao, Y. Xu, X. Zhang and H. Zhu, *RSC Adv.*, 2016, **6**, 5767–5773.
- 23 N. K. Ravichandran and D. Broido, *Phys. Rev. X*, 2020, **10**, 021063.
- 24 H. Xie, T. Ouyang, É. Germaineau, G. Qin, M. Hu and H. Bao, *Phys. Rev. B*, 2016, **93**, 075404.
- 25 Y. Han, J.-Y. Yang and M. Hu, *Nanoscale*, 2018, **10**, 5229–5238.
- 26 D. R. Clarke, *Surf. Coat. Technol.*, 2003, **163–164**, 67–74.
- 27 M. Nomura, J. Shiomi, T. Shiga and R. Anufriev, *Jpn. J. Appl. Phys.*, 2018, **57**, 080101.



- 28 P. Giannozzi, S. Baroni, N. Bonini, M. Calandra, R. Car, C. Cavazzoni, D. Ceresoli, G. L. Chiarotti, M. Cococcioni, I. Dabo, A. Dal Corso, S. de Gironcoli, S. Fabris, G. Fratesi, R. Gebauer, U. Gerstmann, C. Gougoussis, A. Kokalj, M. Lazzeri, L. Martin-Samos, N. Marzari, F. Mauri, R. Mazzarello, S. Paolini, A. Pasquarello, L. Paulatto, C. Sbraccia, S. Scandolo, G. Sclauzero, A. P. Seitsonen, A. Smogunov, P. Umari and R. M. Wentzcovitch, *J. Phys.: Condens. Matter*, 2009, **21**, 395502.
- 29 J. P. Perdew, K. Burke and M. Ernzerhof, *Phys. Rev. Lett.*, 1996, **77**, 3865–3868.
- 30 A. Togo, F. Oba and I. Tanaka, *Phys. Rev. B: Solid State*, 2008, **78**, 134106.
- 31 W. Li, J. Carrete, N. A. Katcho and N. Mingo, *Comput. Phys. Commun.*, 2014, **185**, 1747–1758.
- 32 K. Momma and F. Izumi, *J. Appl. Crystallogr.*, 2011, **44**, 1272–1276.
- 33 K. Aryana, D. A. Stewart, J. T. Gaskins, J. Nag, J. C. Read, D. H. Olson, M. K. Grobis and P. E. Hopkins, *Nat. Commun.*, 2021, **12**, 2817.
- 34 Z. Tian, H. Hu and Y. Sun, *Int. J. Heat Mass Transf.*, 2013, **61**, 577–582.
- 35 J. J. Freeman and A. C. Anderson, *Phys. Rev. B: Solid State*, 1986, **34**, 5684–5690.
- 36 T. M. Tritt, *Theory, Properties, and Applications*, 2004.
- 37 Y. Hong, J. Zhang and X. C. Zeng, *Nanoscale*, 2016, **8**, 19211–19218.
- 38 B. Li, J. Lan and L. Wang, *Phys. Rev. Lett.*, 2005, **95**, 104302.
- 39 C. W. Li, J. Hong, A. F. May, D. Bansal, S. Chi, T. Hong, G. Ehlers and O. Delaire, *Nat. Phys.*, 2015, **11**, 1063–1069.
- 40 P.-C. Wei, S. Bhattacharya, J. He, S. Neeleshwar, R. Podila, Y. Y. Chen and A. M. Rao, *Nature*, 2016, **539**, E1–E2.
- 41 X. Wang, R. Guo, D. Xu, J. Chung, M. Kaviani and B. Huang, *J. Phys. Chem. C*, 2015, **119**, 26000–26008.
- 42 B. M. Rice, S. Sahu and F. J. Owens, *J. Mol. Struct.: THEOCHEM*, 2002, **583**, 69–72.
- 43 X. Li, K. Maute, M. L. Dunn and R. Yang, *Phys. Rev. B: Solid State*, 2010, **81**, 245318.
- 44 J. A. Seijas-Bellido, R. Rurali, J. Íñiguez, L. Colombo and C. Melis, *Phys. Rev. Mater.*, 2019, **3**, 065401.
- 45 J. Callaway, *Phys. Rev.*, 1959, **113**, 1046–1051.
- 46 W. Zhou, H. Wu, T. Yildirim, J. R. Simpson and A. R. H. Walker, *Phys. Rev. B: Solid State*, 2008, **78**, 054114.

