



 Cite this: *Phys. Chem. Chem. Phys.*,
 2024, 26, 12957

Does the active hydrogen atom in the hydantoin anion affect the physical properties, CO₂ capture and conversion of ionic liquids?†

 Tingting Chen,^a Zhongyuan Sun,^a Yujun Guo^a and Yingjie Xu *^{ab}

Compared to the effect of the active hydrogen atom in the cation in protic ionic liquids (ILs) on their properties and applications, there are very few reports on the role of the active hydrogen atom in the anion. In order to better understand the role of the active hydrogen atom in the anion, the physical properties, CO₂ capture and conversion of three hydantoin-based anion-functionalized ILs ([P₄₄₄₂][Hy], [P₄₄₄₂]₂[Hy], and [HDBU][Hy]) have been investigated *via* experiments, spectroscopy, and DFT calculations in this work. The results show that the active hydrogen atom in the anion can form anionic hydrogen bonding networks, which significantly increase the melting point and viscosity and decrease the basicity of the IL, thereby weakening its ability to capture and convert CO₂. Interestingly, [P₄₄₄₂][Hy] undergoes a solid/liquid two-phase transition during CO₂ absorption/desorption due to the formation of quasi-intramolecular hydrogen bonding between the active hydrogen atom and the O[−] atom of the absorbed CO₂, suggesting that the presence of the active hydrogen atom gives [P₄₄₄₂][Hy] the potential to be an excellent molecular switch. As there is no active hydrogen atom in the anion of [P₄₄₄₂]₂[Hy], it shows excellent CO₂ capture and conversion performance through the double-site interaction. [HDBU][Hy] shows the weakest catalytic CO₂ conversion due to the presence of active hydrogen atoms on both its anion and cation. Therefore, the active hydrogen atom in the anion may play a more important role in the properties and potential applications of ILs than the active hydrogen atom in the cation.

 Received 7th December 2023,
 Accepted 7th April 2024

DOI: 10.1039/d3cp05965k

rsc.li/pccp

1. Introduction

Ionic liquids (ILs) are promising neoteric materials composed only of anions and cations with unique physical properties. They have a wide range of potential applications, and are classified as aprotic ILs (APILs) and protic ILs (PILs).^{1–5} Among them, PILs are formed by the transfer of a proton from a Brønsted acid to a Brønsted base,¹ so they have an active hydrogen atom in the cation, which allows the formation of strong intermolecular hydrogen bonds with the anion, resulting in higher viscosity (η), lower molar volume, and lower enthalpy of vaporization than those of APILs.¹ Consequently, the effects of the active hydrogen atom of PILs on CO₂ capture and catalytic properties have attracted considerable attention. As reported by Wang *et al.*,^{5,6} both the [HMTBD][Im] PIL and

the [P₆₆₆₁₄][Im] APIL achieved equimolar CO₂ absorption through the chemical interaction of [Im][−] with CO₂, but the former had a relatively slower absorption rate and a significant increase in η after CO₂ absorption. Similar results were found for other azole-based anionic PILs and APILs, suggesting that the active hydrogen atom in the cation of PILs hardly affects the basicity, but their η generally increases with CO₂ uptake.^{7–9} Subsequent theoretical studies have shown that the O[−] in the [anion-CO₂][−] intermediate produced by PILs during CO₂ uptake can form intermolecular hydrogen bonds with the active hydrogen atom in the cation, leading to an increase in η and hindering CO₂ mass transfer.^{10–13} Nevertheless, there is still some controversy about the role of the active hydrogen atom in the cation of PILs in catalyzing CO₂ conversion.^{14–20} For example, Liu *et al.*¹⁴ and Mu *et al.*¹⁵ proposed that the catalytic performance of the [HDBU][TFE] PIL for the reaction of CO₂ with 2-aminobenzonitrile was superior to that of the [EtDBU][TFE] APIL, which was attributed to the activation of the −CN of the substrate by the active hydrogen atom in [HDBU]⁺ of [HDBU][TFE] through hydrogen bond interaction. However, Zhang *et al.*¹⁶ reported that the catalytic ability of [HDBU][Suc] and [HTMG][Suc] PILs was lower than that of the [BzTMA][Suc]

^a Department of Chemistry, Shaoxing University, 508 Huancheng West Road, Shaoxing, Zhejiang Province, 312000, China. E-mail: xuyj@usx.edu.cn

^b Zhejiang Engineering Research Center of Fat-soluble Vitamin, 508 Huancheng West Road, Shaoxing, Zhejiang Province, 312000, China

† Electronic supplementary information (ESI) available. See DOI: <https://doi.org/10.1039/d3cp05965k>

APIL, which was attributed to the fact that the active hydrogen atom in the cation could enhance anion–cation interactions thereby weakening the CO₂ capture capacity of [Suc][−]. Therefore, the active hydrogen atom in the cation of PILs is crucial for their physical properties and applications.

In fact, in addition to the presence of active hydrogen atoms in the cation of PILs, active hydrogen atoms may also be present in the anion of some APILs. For example, when a dibasic acid is neutralized with equimolar alkylphosphonium hydroxide, an active hydrogen atom is present in the anion of an APIL. As the position of the active hydrogen atom in the APIL is different from that of the PIL, the effects on the respective properties may be different. Compared with the study of the effect of the active hydrogen atom in the cation of a PIL on its properties and applications,^{10–13} few reports have discussed the role of the active hydrogen atom in the anion of an APIL. Therefore, it is worthwhile to study the role of the active hydrogen atom in the anion and to reveal the similarities and differences between the active hydrogen atom in the anion of an APIL and that in the cation of a PIL.

To this end, a novel APIL with the active hydrogen atom in the anion, [P₄₄₄₂][Hy], is prepared *via* a neutralization reaction of [P₄₄₄₂][OH] with equimolar amounts of hydantoin (Scheme 1). For comparison, [P₄₄₄₂]₂[Hy] without the active hydrogen atom and [HDBU][Hy] with the active hydrogen atoms in both the anion and cation are also synthesized (Scheme 1). η and basicity of three hydantoin-based ILs are determined to study the effect of the active hydrogen atom in the anion on their physical properties. The CO₂ absorption behavior and absorption mechanism of [P₄₄₄₂][Hy] and [P₄₄₄₂]₂[Hy] are investigated to explore the role of the active hydrogen atom in the anion on CO₂ capture and activation. Moreover, the reaction of CO₂ with 2-aminobenzonitrile catalyzed by hydantoin-based ILs is used as an example to investigate the effect of the active hydrogen atom in the anion on the catalytic conversion of CO₂. Based on the physical properties, CO₂ absorption and catalytic reaction

experiments, spectra, and DFT calculations, it is found that the active hydrogen atom in the hydantoin-based anion can form anionic hydrogen bonding networks, which significantly increase η and decrease the basicity of the IL thereby weakening its ability to capture and convert CO₂. Interestingly, the active hydrogen atom in the anion allows [P₄₄₄₂][Hy] to be a potential CO₂-response molecular switch. [P₄₄₄₂]₂[Hy] with no active hydrogen atom showing excellent CO₂ capture and conversion ability through the double-site interaction. The present work suggests that the active hydrogen atom in the anion may play a more important role in the properties and applications of the IL than the active hydrogen atom in the cation.

2. Experimental and theoretical

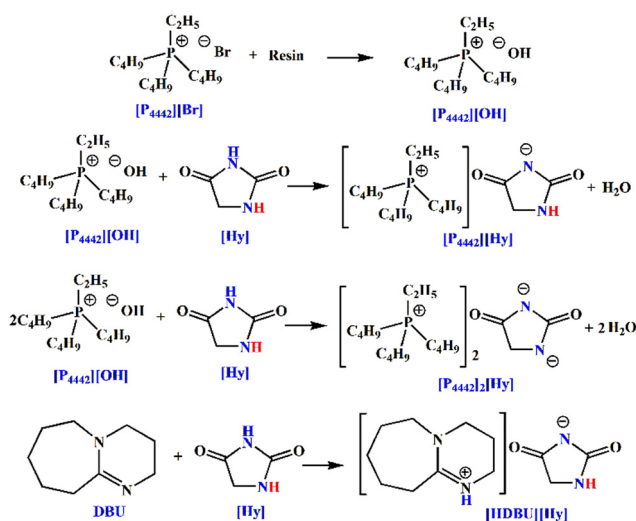
Materials

Hydantoin (Hy, >99%), 1,8-diazabicyclo[5.4.0]undec-7-ene (DBU, >98%), tributylphosphine (P₄₄₄, >95%), bromoethane (C₂H₅Br, >99%), sodium hydroxide (NaOH, >99%), acetonitrile (CH₃CN, >98%), ethanol (>99%), 2-aminobenzonitrile (C₇H₆N₂, >99%), potassium hydrogen phthalate (C₈H₅O₄K, 99.99%), and a basic anion-exchange resin (Amberlite 717, AR) were purchased from Aladdin Reagent Co. Ltd, Shanghai, China. CO₂ (>99.9%) and N₂ (>99.999%) were purchased from Shaoxing Zhongxu Gas Factory. All chemicals were used as received and obtained in highest purity grade possible.

Synthesis and characterization of hydantoin-based ILs

The synthesis process of [P₄₄₄₂][Hy] and [P₄₄₄₂]₂[Hy] is similar to that in our previous work.^{21,22} First, P₄₄₄ and C₂H₅Br were reacted under N₂ protection to give the tributylethylphosphonium bromide ([P₄₄₄₂][Br]). Second, [P₄₄₄₂][Br] was passed through the basic anion-exchange resin activated by NaOH to give the tributylethylphosphonium hydroxide ([P₄₄₄₂][OH]) ethanol solution, and its concentration was determined by titration of a potassium hydrogen phthalate solution. Finally, [P₄₄₄₂][Hy] was prepared by neutralization reaction of [P₄₄₄₂][OH] and Hy in a molar ratio of 1:1 for 48 h at room temperature. [P₄₄₄₂]₂[Hy] was synthesized similarly by neutralization of [P₄₄₄₂][OH] with Hy in a 2:1 molar ratio. A large amount of ethanol and a small amount of water were removed from the [P₄₄₄₂][Hy] and [P₄₄₄₂]₂[Hy] under vacuum at 343.15 K. Trace amounts of water were removed from [P₄₄₄₂][Hy] and [P₄₄₄₂]₂[Hy] with a freeze dryer for 72 h. [HDBU][Hy] was synthesized by the equimolar proton transfer reaction of Hy with DBU, similar to the preparation of [HDBU][Im] and [HTMG][Im].^{7,8} In a typical synthesis of [HDBU][Hy], 0.25 mol Hy was divided into several parts and added into 0.25 mol DBU in batches under vigorous stirring at 353.15 K for 24 h. The obtained IL was then dried under vacuum at 353.15 K for at least 48 h to remove possible traces of water. The specific reaction equations are shown in Scheme 1.

The water content of [P₄₄₄₂][Hy], [P₄₄₄₂]₂[Hy], and [HDBU][Hy] was determined *via* Karl Fisher Coulometric Titration (Mettler Toledo C20S), and was found to be 820, 860, and 1000 ppm,



Scheme 1 Synthesis of [P₄₄₄₂][Hy], [P₄₄₄₂]₂[Hy], and [HDBU][Hy].

respectively. The structure of $[P_{4442}][Hy]$, $[P_{4442}]_2[Hy]$, and $[HDBU][Hy]$ was characterized by 1H NMR spectroscopy using a Bruker AVANCE III 400 MHz spectrometer. The thermal stability of $[P_{4442}][Hy]$, $[P_{4442}]_2[Hy]$, $[HDBU][Hy]$, $[P_{4442}][Hy-CO_2]$, and $[P_{4442}]_2[Hy-2CO_2]$ was determined by measuring their thermogravimetric analysis (TGA) curves under N_2 of $60 mL min^{-1}$ at $10 ^\circ C min^{-1}$. The melting point of $[P_{4442}][Hy]$ and $[HDBU][Hy]$ was determined by differential scanning calorimetry (Mettler Toledo DSC1) at $15 ^\circ C min^{-1}$.

Measurement of η of $[P_{4442}][Hy]$, $[P_{4442}][Hy-CO_2]$, and $[P_{4442}]_2[Hy]$

η of $[P_{4442}]_2[Hy]$ was measured using an Anton Paar AMVn falling ball automated microviscometer. The measurement methods and procedures were described in our previous work.²¹ The temperature for η measurement was controlled with a built-in precise Peltier thermostat with an accuracy of $T = \pm 0.05 K$. η of $[P_{4442}][Hy]$ and $[P_{4442}][Hy-CO_2]$ was measured with a Brookfield DV2T viscometer,²³ and the temperature was controlled using a super-thermostatic water bath with an accuracy of $T = \pm 0.05 K$.

Measurement of the basicity of hydantoin-based ILs

The basicity of $[P_{4442}][Hy]$, $[P_{4442}]_2[Hy]$, and $[HDBU][Hy]$ are characterized using pyrrole as a probe molecule.^{24,25} FT-IR spectra of the mixtures of IL with equimolar pyrrole were measured by using a Nicolet 6700 Fourier transform infrared spectrometer equipped with a DTGS detector, KBr windows, and ATR accessory. Each ATR-IR spectrum was recorded with a resolution of $2 cm^{-1}$ and 16 parallel scans, and the wavenumber was in the range from 4000 to $600 cm^{-1}$. The basicity of the hydantoin-based ILs was characterized by comparing the changes of the N-H infrared stretching vibrations of pure pyrrole and pyrrole in the mixture.

CO_2 absorption/desorption and absorption mechanism by $[P_{4442}][Hy]$ and $[P_{4442}]_2[Hy]$

The process of CO_2 absorption and desorption by $[P_{4442}][Hy]$ and $[P_{4442}]_2[Hy]$ was similar to that in our previous work.²¹ A typical process is as follows: $0.1 MPa CO_2$ was bubbled through approximately $1.0 g$ IL in a glass container with an inner diameter of $10 mm$, and the flow rate was controlled at about $60 mL min^{-1}$. The glass container was placed in a thermostat at the desired temperature, and the amount of CO_2 absorbed was measured periodically using an analytical balance with an accuracy of $\pm 0.0001 g$ until the weight was constant. Low partial pressure CO_2 was diluted with N_2 by controlling the flow rate ratio. Desorption was carried out at $343.15 K$ by bubbling N_2 at a flow rate of about $20 mL min^{-1}$ through the CO_2 -absorbed $[P_{4442}][Hy]$ and CO_2 -absorbed $[P_{4442}]_2[Hy]$, and the obtained $[P_{4442}][Hy]$ and $[P_{4442}]_2[Hy]$ were used for the next capture of CO_2 . The CO_2 absorption mechanism of $[P_{4442}][Hy]$ and $[P_{4442}]_2[Hy]$ was studied by comparing the FT-IR and ^{13}C NMR spectra of CO_2 -free and CO_2 -absorbed ILs. FT-IR spectra were recorded on a Nicolet 6700 Fourier transform infrared spectrometer with an ATR accessory.

Reaction of CO_2 with 2-aminobenzonitrile to prepare quinazoline-2,4(1*H*,3*H*)-diones catalyzed by hydantoin-based ILs

The catalytic properties of $[P_{4442}][Hy]$, $[P_{4442}]_2[Hy]$, and $[HDBU][Hy]$ for the reaction of CO_2 with 2-aminobenzonitrile to prepare quinazoline-2,4(1*H*,3*H*)-diones were investigated under optimal reaction conditions reported in our previous work.²² For example, 2-aminobenzonitrile ($4 mmol$) and $[P_{4442}]_2[Hy]$ ($0.8 mmol$) were added to a round bottom flask containing a magnet. CO_2 was passed through to remove the air in the flask. A CO_2 balloon was connected to the flask, and the CO_2 pressure was ensured to be $0.1 MPa$ and the mixture was stirred at $353.15 K$. The progress of the reaction was monitored by HPLC (Zorbax RX-C8 column, the mobile phase was acetonitrile: water = 5 : 5 in volume ratio and the detection wavelength λ was $245 nm$) and the content of quinazoline-2,4(1*H*,3*H*)-diones was determined using the external standard method to calculate the product yield.

Computation method

The DFT calculations were performed using the Gaussian 09 D.01 program,²⁶ with geometry optimizations and interaction energy calculations at the B3LYP-D3/6-31++G (d, p) basis set level.²⁷ The optimized geometry of $[P_{4442}][Hy]$ and $[P_{4442}][Hy-CO_2]$ ion pairs, $[Hy]^-$, $[Hy]^{2-}$, CO_2 , $[Hy-CO_2]^-$, $[Hy-2CO_2]^{2-}$, chain-like intermolecular hydrogen bonding of $[Hy]^-$, and six-membered cyclic quasi-intramolecular hydrogen bond formed by $[Hy-CO_2]^-$ was considered to be a local minimum with no imaginary frequencies. The energies of chain-like intermolecular hydrogen bonding of $[Hy]^-$ and $[P_{4442}][Hy]$ and $[P_{4442}][Hy-CO_2]$ ion pairs, the interactions between $[Hy]^-$ and CO_2 , six-membered cyclic quasi-intramolecular hydrogen bond formed by $[Hy-CO_2]^-$, and the interactions between $[Hy]^{2-}$ and CO_2 , were calculated with the basis set superposition error (BSSE) corrections,^{28,29} where the enthalpy (ΔH) and Gibbs free energy (ΔG) were calculated as the difference between the energy of the complex and the sum of the energies of the optimized monomers. Using the approaches described by Katsyuba and co-workers,³⁰ the energies of chain-like intermolecular hydrogen bonding of $[Hy]^-$ were extracted and the method is described in the ESI† The Cartesian coordinates of the optimized structures are shown in Fig. S1 (ESI†).

3. Results and discussion

Comparison of physical properties of hydantoin-based ILs

1H NMR data of $[P_{4442}][Br]$ and hydantoin-based ILs are found to be in good agreement with their corresponding chemical structures (Fig. S2, ESI†). The TGA curves of the three hydantoin-based ILs show that they have good thermal stability, and the decomposition temperature is higher than $200 ^\circ C$ (Fig. S3, ESI†). Among them, $[P_{4442}][Hy]$ has the best thermal stability, while $[HDBU][Hy]$ has relatively weak thermal stability.

At room temperature ($\sim 298 K$), $[P_{4442}]_2[Hy]$ is a liquid, $[HDBU][Hy]$ is a gel, while $[P_{4442}][Hy]$ is a solid (Fig. S4, ESI†). As shown in Fig. S5 (ESI†), the melting points of $[P_{4442}][Hy]$ and

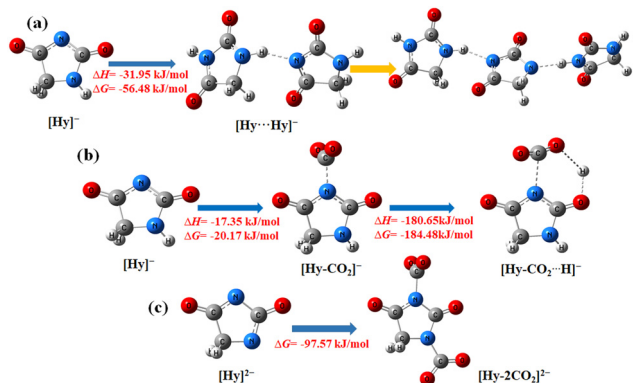


Fig. 1 The optimized geometry and the calculated energy. (a) Chain-like intermolecular hydrogen bonding of $[\text{Hy}]^-$; (b) CO_2 absorption by $[\text{Hy}]^-$ and quasi-intramolecular cyclic hydrogen bonds formed by $[\text{Hy}-\text{CO}_2]^-$ and the active hydrogen atom; (c) double-site interaction between $[\text{Hy}]^-$ and CO_2 .

$[\text{HDBU}][\text{Hy}]$ are 325.20 and 358.39 K (onset temperature), respectively. As shown in Fig. S6 (ESI[†]), η of $[\text{P}_{4442}][\text{Hy}]$ is larger than that of $[\text{P}_{4442}]_2[\text{Hy}]$. The differences in melting point and η of three hydantoin-based ILs may be attributed to the role of the active hydrogen atom in $[\text{Hy}]^-$. To reveal the effect of the active hydrogen atom, the structure of $[\text{Hy}]^-$ is optimized using DFT calculations (Fig. 1a), which shows that the active hydrogen atom in $[\text{Hy}]^-$ can spontaneously form chain-like intermolecular hydrogen bonds with the N^- atom of another anion with $\Delta G = -56.48 \text{ kJ mol}^{-1}$, leading to an increase in the melting point and η .¹ In addition, the active hydrogen atom in $[\text{Hy}]^-$ of $[\text{P}_{4442}][\text{Hy}]$ tends to form hydrogen-bonded aggregates of multiple anions, which is different from the formation of bimolecular hydrogen bonding between the active hydrogen in the cation and the anion of PILs.^{5–7} This is the main reason why $[\text{P}_{4442}][\text{Hy}]$ with an active hydrogen atom in the anion is a solid, whereas most PILs with the active hydrogen atom in the cation are liquids at room temperature. When the active hydrogen atom in $[\text{Hy}]^-$ of $[\text{P}_{4442}][\text{Hy}]$ is replaced by a methyl group, the obtained $[\text{P}_{4442}][1\text{-MHy}]$ is a liquid with η of 182.74 cp at 318.15 K,²¹ confirming that the active hydrogen atom in $[\text{Hy}]^-$ leads to an increase in the melting point and η of $[\text{P}_{4442}][\text{Hy}]$ through the formation of chain-like intermolecular hydrogen bonding. Due to the presence of active hydrogen in both anions and cations, $[\text{HDBU}][\text{Hy}]$ has a higher melting point than $[\text{P}_{4442}][\text{Hy}]$.

As shown in Fig. 2, the degree of red-shift of the wavenumber of N–H in the IL + pyrrole mixture indicates that the basicity of hydantoin-based ILs is as follows: $[\text{P}_{4442}]_2[\text{Hy}] > [\text{P}_{4442}][\text{Hy}] > [\text{HDBU}][\text{Hy}]$, suggesting that the active hydrogen atom in the anion plays an important role in the basicity. The basicity of $[\text{P}_{4442}][\text{Hy}]$ is weaker than that of $[\text{P}_{4442}]_2[\text{Hy}]$, due to hydrogen bond interactions of the active hydrogen atom in $[\text{Hy}]^-$ with the basicity center N^- atom of $[\text{Hy}]^-$. Because the active hydrogen atoms in both the cation and anion can form hydrogen bond interactions with the N^- atom of $[\text{Hy}]^-$, the basicity of $[\text{HDBU}][\text{Hy}]$ is the weakest. By comparing the CO_2 capture capacity of $[\text{HMTBD}][\text{Im}]$ and $[\text{P}_{66614}][\text{Im}]$, it is known that the

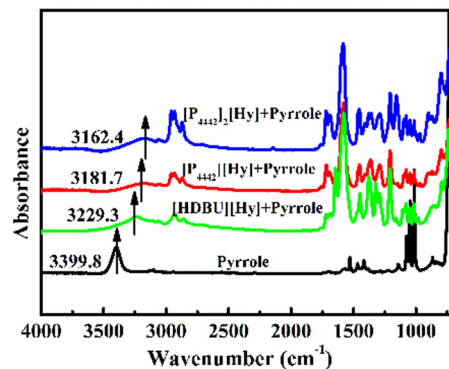


Fig. 2 FT-IR spectra of pure pyrrole and the IL + pyrrole mixture.

active hydrogen atom in the cation has a weak effect on the basicity,^{5,6} whereas the present results show that the active hydrogen atom in the anion can weaken the basicity of ILs, which seems to indicate that the basicity of ILs can be modulated by the position of the active hydrogen atom.

CO_2 absorption behaviour and the absorption mechanism of $[\text{P}_{4442}][\text{Hy}]$ and $[\text{P}_{4442}]_2[\text{Hy}]$

As shown in Fig. 3, the CO_2 absorption capacity of $[\text{P}_{4442}][\text{Hy}]$ and $[\text{P}_{4442}]_2[\text{Hy}]$ decreases with increasing temperature, and the saturation capacity at 303 K is 0.84 and 1.90 mol CO_2 per mol IL, respectively. Interestingly, when CO_2 is poured into $[\text{P}_{4442}][\text{Hy}]$ at 303 K and stirred, $[\text{P}_{4442}][\text{Hy}]$ changes from a solid to a liquid with a gradual decrease in η (Fig. S4, ESI[†]), which is different from the increase in η of PILs with CO_2 absorption,⁷ while $[\text{HDBU}][\text{Hy}]$ remains a gel in the same situation. The η of $[\text{P}_{4442}][\text{Hy}-\text{CO}_2]$ at saturation is 506.4 cp at 315.15 K, which is lower than the η of the pure $[\text{P}_{4442}][\text{Hy}]$. The interaction energies of $[\text{P}_{4442}][\text{Hy}]$ and $[\text{P}_{4442}][\text{Hy}-\text{CO}_2]$ ion pairs (Fig. S7, ESI[†]) show a decrease in the interaction between the anion and cation after CO_2 absorption by $[\text{P}_{4442}][\text{Hy}]$, which may be a reason for the decrease in η of $[\text{P}_{4442}][\text{Hy}-\text{CO}_2]$. Unlike $[\text{P}_{4442}]_2[\text{Hy}]$, the CO_2 capture capacity of $[\text{P}_{4442}][\text{Hy}]$ does not reach equimolar absorption. It is clear that the CO_2 absorption behaviour of $[\text{P}_{4442}][\text{Hy}]$ is different from that of $[\text{P}_{4442}]_2[\text{Hy}]$ and $[\text{HDBU}][\text{Hy}]$, so it is worth investigating the CO_2 absorption mechanism of $[\text{P}_{4442}][\text{Hy}]$.

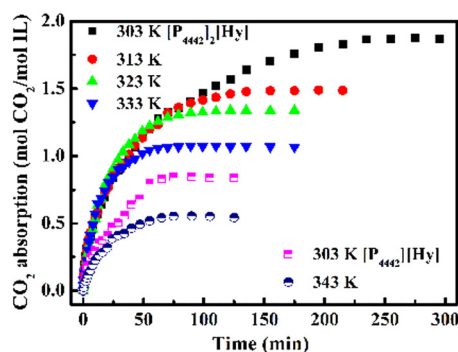


Fig. 3 CO_2 absorption behavior of $[\text{P}_{4442}][\text{Hy}]$ and $[\text{P}_{4442}]_2[\text{Hy}]$ at 0.1 MPa.

As shown in Fig. 4, a new peak at 1714 cm^{-1} appears in FT-IR spectra of $[\text{P}_{4442}][\text{Hy-CO}_2]$, accompanied by a new resonance peak at 162.6 ppm in the ^{13}C NMR spectrum, indicating the formation of a new carbonyl by chemical interaction of the N^- atom in $[\text{Hy}]^-$ with CO_2 .²¹ Furthermore, the broad peak at 3220 cm^{-1} of $[\text{P}_{4442}][\text{Hy}]$ in the FT-IR spectra, which is attributed to the stretching vibration peak of N-H of the intermolecular hydrogen bond of $[\text{Hy}]^-$, gradually disappears after CO_2 absorption, together with the weakening of the intensity of the original $\text{C}=\text{O}$ of $[\text{Hy}]^-$ at 1585 cm^{-1} , suggesting that N-H and $\text{C}=\text{O}$ may have interacted simultaneously with the CO_2 absorbed by the anion. Correspondingly, the original $\text{C}=\text{O}$ of $[\text{Hy}]^-$ in the ^{13}C NMR spectra at 191.2 and 175.0 ppm shifts to a lower field and appears at 179.0 and 160.1 ppm after CO_2 absorption. Therefore, considering the formation of a new $\text{C}=\text{O}$ and the changes in the original N-H and $\text{C}=\text{O}$ in $[\text{Hy}]^-$ after CO_2 absorption, as well as the decrease in η of $[\text{P}_{4442}][\text{Hy}]$ after CO_2 absorption, the following CO_2 absorption mechanism is proposed (Scheme 2): The N^- atom of $[\text{Hy}]^-$ first interacts with CO_2 to form carbamate carbonyl, and then a six-membered cyclic hydrogen bond is formed between the original $\text{C}=\text{O}$ in $[\text{Hy}]^-$ and the O^- atom in the carbamate carbonyl as well as the active hydrogen atom. To further confirm the mechanism, the formed intermediates and hydrogen bonds are optimized using DFT calculations. As shown in Fig. 1b, ΔH and ΔG for the interaction of the N^- atom in $[\text{Hy}]^-$ with CO_2 are -17.35 and $-20.17\text{ kJ mol}^{-1}$, respectively. Interestingly, the $[\text{Hy-CO}_2]^-$ intermediate can spontaneously form stable cyclic quasi-intramolecular bonds with ΔH and ΔG of -180.65 and $-184.48\text{ kJ mol}^{-1}$, respectively. Therefore, the combination of CO_2 absorption experiments, spectroscopy and DFT calculations suggests that the sub-equimolar CO_2 capture capacity of $[\text{P}_{4442}][\text{Hy}]$ is due to the N^- atom of $[\text{Hy}]^-$ being partially occupied by the active hydrogen atom through the occurrence of chain-like hydrogen bond interactions (Fig. 1a). When CO_2 is absorbed, the original chain-like intermolecular hydrogen bonds are converted into cyclic quasi-intramolecular hydrogen bonds, resulting in a decrease in η .³¹⁻³³ As the original N-H and $\text{C}=\text{O}$ groups of $[\text{Hy}]^-$ are involved in the formation of the cyclic hydrogen bonds of $[\text{Hy-CO}_2]^-$, their infrared absorption intensity is weakened and the chemical shift is shifted to higher fields.

In addition, the CO_2 absorbed by $[\text{P}_{4442}][\text{Hy}]$ can be easily desorbed by heating, and then $[\text{P}_{4442}][\text{Hy}]$ is regenerated and

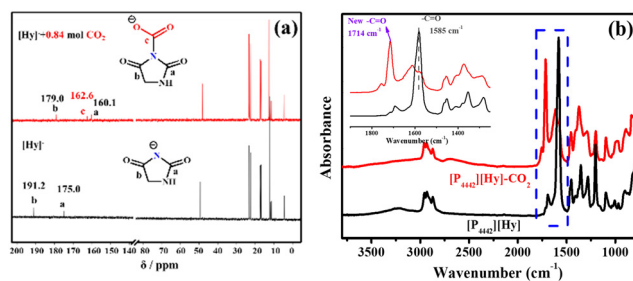
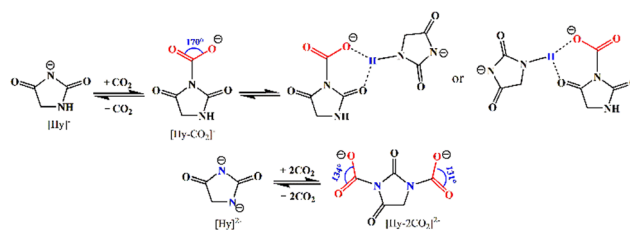


Fig. 4 ^{13}C NMR (a) and FT-IR (b) spectra of $[\text{P}_{4442}][\text{Hy}]$ before and after CO_2 capture.



Scheme 2 Possible mechanism of CO_2 absorption by $[\text{P}_{4442}][\text{Hy}]$ and $[\text{P}_{4442}]_2[\text{Hy}]$.

returned to the solid state. As shown in Fig. 5a, five cycles of absorption/desorption indicate that $[\text{P}_{4442}][\text{Hy}]$ has good reusability. Therefore, considering the good reusability and the change of state during CO_2 absorption-desorption, $[\text{P}_{4442}][\text{Hy}]$ is a potential CO_2 -responsive molecular switch,^{34,35} resulting from the contribution of the active hydrogen atom in $[\text{Hy}]^-$.

Although $[\text{P}_{4442}][\text{Hy}]$ has the potential to be a CO_2 -response molecular switch, the hydrogen-bonded aggregates formed by the active hydrogen atoms are unfavorable for CO_2 capture. When the active hydrogen atom in $[\text{Hy}]^-$ is neutralized to dual anion $[\text{Hy}]^{2-}$, $[\text{P}_{4442}]_2[\text{Hy}]$ is not only less viscous (Fig. S6, ESI[†]), but also exhibits an excellent CO_2 absorption capacity (Fig. 3), which is larger than those of other dual anion ILs such as $[\text{P}_{4442}]_2[\text{L-Ser}]$ (1.10 mol CO_2 per mol IL at 298 K) and $[\text{P}_{4442}]_2[\text{IDA}]$ (1.69 mol CO_2 per mol IL at 313 K).^{31,36} Therefore, the CO_2 absorption mechanism of $[\text{P}_{4442}]_2[\text{Hy}]$ is investigated. As shown in Fig. 6, the FT-IR spectra of CO_2 -absorbed $[\text{P}_{4442}]_2[\text{Hy}]$ show two new peaks at 1716 and 1616 cm^{-1} , and its ^{13}C NMR spectrum also shows two new peaks at 158.9 and 153.7 ppm , indicating that the two N^- atoms in $[\text{Hy}]^{2-}$ can chemically interact with CO_2 , thus realizing the efficient absorption of CO_2 through the double-site interaction. The TGA curve of $[\text{P}_{4442}]_2[\text{Hy-CO}_2]$

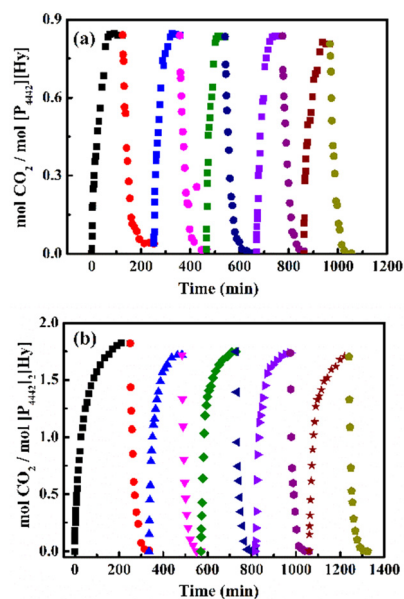


Fig. 5 CO_2 absorption/desorption by $[\text{P}_{4442}][\text{Hy}]$ (a) and $[\text{P}_{4442}]_2[\text{Hy}]$ (b) at 303 K and release at 343 K under N_2 .

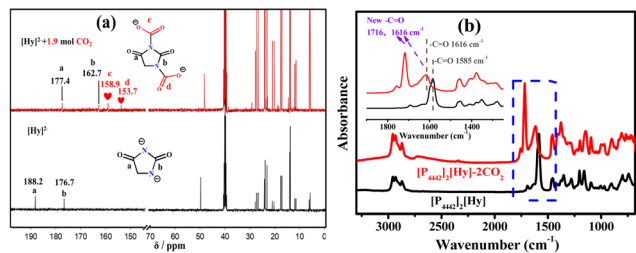


Fig. 6 ^{13}C NMR (a) and FT-IR (b) of $[\text{P}_{4442}]_2[\text{Hy}]$ before and after CO_2 capture.

shows two weight loss peaks (Fig. S3b, ESI †), confirming that $[\text{P}_{4442}]_2[\text{Hy}]$ can absorb CO_2 through the double-site interaction. Accordingly, the CO_2 absorption mechanism of $[\text{P}_{4442}]_2[\text{Hy}]$ is proposed (Scheme 2), and the structure of $[\text{Hy}-2\text{CO}_2]^{2-}$ is optimized by DFT calculations with ΔG of $-97.57 \text{ kJ mol}^{-1}$ (Fig. 1c).

The effects of CO_2 partial pressure and temperature on the CO_2 absorption by $[\text{P}_{4442}]_2[\text{Hy}]$ are investigated and are shown in Fig. S8a (ESI †). As the CO_2 partial pressure decreases from 0.1 to 0.02 MPa, the saturation absorption capacity of $[\text{P}_{4442}]_2[\text{Hy}]$ at 303 K decreases from 1.90 to 1.55 mol CO_2 per mol IL, but it still shows a good absorption capacity, indicating that $[\text{P}_{4442}]_2[\text{Hy}]$ has the potential to absorb low concentrations of CO_2 . The saturation absorption capacity of $[\text{P}_{4442}]_2[\text{Hy}]$ at different partial pressures and temperatures is plotted in Fig. S8b (ESI †), showing that the effect of temperature is greater than that of partial pressure. Based on the saturated absorption capacity at 303–333 K and 0.02 MPa, combined with the van der Hoff equation (Fig. S8c, ESI †), the absorption enthalpy of CO_2 of $[\text{P}_{4442}]_2[\text{Hy}]$ is obtained to be $-58.62 \text{ kJ mol}^{-1}$, which is lower than that of $[\text{P}_{66614}]_2[\text{Asp}]$ (-223 kJ mol^{-1}) and $[\text{P}_{4442}]_2[\text{IDA}]$ ($-141.8 \text{ kJ mol}^{-1}$).^{36,37} Due to the lower absorption enthalpy, $[\text{P}_{4442}]_2[\text{Hy}]$ shows good absorption–desorption ability (Fig. 5b). Furthermore, the FT-IR spectra of pure and received $[\text{P}_{4442}]_2[\text{Hy}]$ compared in Fig. S9 (ESI †) show that $[\text{P}_{4442}]_2[\text{Hy}]$ has excellent reusability, suggesting that $[\text{P}_{4442}]_2[\text{Hy}]$ has the ability to activate and catalyze CO_2 conversion.^{38–40}

Comparison of the catalytic CO_2 conversion performance of hydantoin-based ILs

According to the literature,^{41–43} when CO_2 is activated by the catalyst, the O–C–O angle decreases from 180° to about 130° , and the weaker the activation is when the O–C–O angle tends to be 180° . The optimized structures of the intermediates by DFT calculations show that the O–C–O angle of $[\text{Hy}-2\text{CO}_2]^{2-}$ is close to 130° (Scheme 2), while that of $[\text{Hy}-\text{CO}_2]^-$ is 170° (Scheme 2), resulting from the formation of the six-membered ring hydrogen bond. The difference in the O–C–O angle in $[\text{Hy}-\text{CO}_2]^-$ and $[\text{Hy}-2\text{CO}_2]^{2-}$ seems to indicate that the active hydrogen atom of $[\text{Hy}]^-$ is unfavorable for CO_2 activation and subsequent conversion.

To confirm the above speculation, the reactions of CO_2 with 2-aminobenzonitrile catalyzed by $[\text{P}_{4442}][\text{Hy}]$, $[\text{P}_{4442}]_2[\text{Hy}]$, and $[\text{HDBU}][\text{Hy}]$ under solvent-free conditions at 0.1 MPa CO_2 are studied (Fig. S10, ESI †). The optimal reaction conditions are listed in Table 1 and compared with the reported data, and the

Table 1 The reaction of CO_2 with 2-aminobenzonitrile catalysed by ILs at 0.1 MPa CO_2 ^a

Entry	ILs	Time (h)	yield (%)	Ref.
1	$[\text{P}_{4442}]_2[\text{Hy}]$	24	98	This work
2	$[\text{P}_{4442}][\text{Hy}]$	24	84	This work
3	$[\text{P}_{4442}][\text{Hy}]$	46	94	This work
4	$[\text{HDBU}][\text{Hy}]$	24	72	This work
5	$[\text{HDBU}][\text{Hy}]$	43	73	This work
6	$[\text{P}_{4442}][1\text{-MHy}]$	24	92	21
7	$[\text{P}_{4442}][1\text{-MHy}]$	30	97	21
8	$[\text{HTMG}][\text{Suc}]$	10	89.2 ^b	16
9	$[\text{BzTMA}][\text{Suc}]$	10	98.8 ^b	16
10	$[\text{Ch}][\text{Im}]$	20	98 ^c	38

^a Reaction conditions: 20 mol% of IL to 2-aminobenzonitrile, 353.15 K, without solvent, HPLC yield. ^b 100 mol% of IL to 2-aminobenzonitrile, 343.15 K, with DMSO. ^c 100 mol% of IL to 2-aminobenzonitrile.

sequence of the catalytic properties of ILs over 24 h is as follows: $[\text{P}_{4442}]_2[\text{Hy}] > [\text{P}_{4442}][\text{Hy}] > [\text{HDBU}][\text{Hy}]$, indicating that the active hydrogen atom in $[\text{Hy}]^-$ may weaken the catalytic properties. From our previous work,²² it is known that the $[\text{Hy}]^{2-}$ of $[\text{P}_{4442}]_2[\text{Hy}]$ simultaneously activates CO_2 and $-\text{NH}_2$ of 2-aminobenzonitrile through its basic center N^- atom to realize the efficient catalytic properties. In the case of $[\text{P}_{4442}][\text{Hy}]$, the anion basic center N^- atom of $[\text{Hy}]^-$ is easily occupied by other active hydrogen atoms through intermolecular hydrogen bonding, which will reduce its ability to activate both CO_2 and $-\text{NH}_2$ and lead to the decrease of the catalytic performance. In addition, the absorbed CO_2 in $[\text{Hy}-\text{CO}_2]^-$ forms cyclic quasi-intramolecular hydrogen bonds with the active hydrogen atom, which reduces η but does not favor CO_2 activation. Replacing the active hydrogen atom in $[\text{Hy}]^-$ with a methyl group improves the catalytic performance of $[\text{P}_{4442}][1\text{-MHy}]$,²¹ confirming that the active hydrogen atom is detrimental to the catalytic performance of $[\text{P}_{4442}][\text{Hy}]$. Moreover, comparison of entries 1–2 reveals that the presence of the active hydrogen atom in the anion reduces the product yield by 14%, while entries 8–9 show that the presence of the active hydrogen atom in the cation reduces the yield by 9.6%, indicating that the effects of the active hydrogen atom in the anion on the catalytic ability of ILs are slightly greater than those of the active hydrogen atom in the cation. Therefore, it is not difficult to understand why $[\text{HDBU}][\text{Hy}]$ shows the worst catalytic performance given the presence of both active hydrogen atoms on its anion and cation. As can be seen from entries 1 and 10, the amount of $[\text{P}_{4442}]_2[\text{Hy}]$ is much smaller than that of $[\text{Ch}][\text{Im}]$ at similar yields,³⁸ *i.e.*, the catalytic properties of the former are better than those of the latter, due to the fact that the absorbed CO_2 is more easily desorbed in the former than in the latter,³⁸ and also indicating that the ability to activate CO_2 is better for $[\text{P}_{4442}]_2[\text{Hy}]$ than for $[\text{Ch}][\text{Im}]$. Therefore, when designing ILs for CO_2 uptake and chemical conversion, it is necessary to consider not only the effect of the active hydrogen atom in the cation, but also the effect of the active hydrogen atom in the anion.

Conclusions

The present study shows that the active hydrogen atom in $[\text{Hy}]^-$ of $[\text{P}_{4442}][\text{Hy}]$ can form chain-like intermolecular hydrogen bonds with the N^- atom, which causes the basicity center of $[\text{Hy}]^-$ to be occupied, leading to an increase in the melting point, a decrease in the basicity, and ultimately a decrease in CO_2 capture capacity and catalytic CO_2 conversion performance. Interestingly, $[\text{P}_{4442}][\text{Hy}]$ exhibits a solid/liquid two-phase transition during CO_2 absorption/desorption due to the formation of quasi-intramolecular hydrogen bonding between the active hydrogen atom and the O^- atom of the absorbed CO_2 , suggesting that the presence of the active hydrogen atom gives $[\text{P}_{4442}][\text{Hy}]$ the potential to be an excellent molecular switch. Since there is no active hydrogen atom in the anion of $[\text{P}_{4442}]_2[\text{Hy}]$, it shows excellent carbon capture and conversion performance through the double-site interaction. The results suggest that the active hydrogen atom in the anion plays an important role in the properties and potential applications of ILs, which is different from the role of the active hydrogen atom in the cation.

Author contributions

Tingting Chen: conceptualization, investigation, and writing (original draft). Zhongyuan Sun: investigation and visualization. Yujun Guo: data curation, validation, and formal analysis. Yingjie Xu: supervision, writing (review & editing), funding acquisition, and resources.

Conflicts of interest

There are no conflicts to declare.

Acknowledgements

This work was supported by the National Natural Science Foundation of China (No. 21978172).

References

- 1 T. L. Greaves and C. J. Drummond, Protic ionic liquids: properties and applications, *Chem. Rev.*, 2008, **108**, 206–237.
- 2 D. H. Zaitsau, V. N. Emel'yanenko, P. Stange, C. Schick, S. P. Verevkin and R. Ludwig, Dispersion and hydrogen bonding rule: why the vaporization enthalpies of aprotic ionic liquids are significantly larger than those of protic ionic liquids, *Angew. Chem., Int. Ed.*, 2016, **55**, 11682–11686.
- 3 M. Yoshizawa, W. Xu and C. A. Angell, Ionic liquids by proton transfer: vapor pressure, conductivity, and the relevance of ΔpK_a from aqueous solutions, *J. Am. Chem. Soc.*, 2003, **125**, 15411–15419.
- 4 D. R. MacFarlane, J. M. Pringle, K. M. Johansson, S. A. Forsyth and M. Forsyth, Lewis base ionic liquids, *Chem. Commun.*, 2006, 1905–1917.
- 5 C. Wang, H. Luo, D.-E. Jiang, H. Li and S. Dai, Carbon dioxide capture by superbase-derived protic ionic liquids, *Angew. Chem., Int. Ed.*, 2010, **49**, 5978–5981.
- 6 C. Wang, X. Luo, H. Luo, D.-E. Jiang, H. Li and S. Dai, Tuning the basicity of ionic liquids for equimolar CO_2 capture, *Angew. Chem., Int. Ed.*, 2011, **50**, 4918–4922.
- 7 Y. Xu, CO_2 absorption behavior of azole-based protic ionic liquids: influence of the alkalinity and physicochemical properties, *J. CO2 Util.*, 2017, **19**, 1–8.
- 8 X. Lei, Y. Xu, L. Zhu and X. Wang, Highly efficient and reversible CO_2 capture through 1, 1, 3, 3-tetramethylguanidinium imidazole ionic liquid, *RSC Adv.*, 2014, **4**, 7052–7057.
- 9 G. Cui, J. Wang and S. Zhang, Active chemisorption sites in functionalized ionic liquids for carbon capture, *Chem. Soc. Rev.*, 2016, **45**, 4307–4339.
- 10 P. A. Hunt, C. R. Ashworth and R. P. Matthews, Hydrogen bonding in ionic liquids, *Chem. Soc. Rev.*, 2015, **44**, 1257–1288.
- 11 J. Ma, Y. Wang, X. Yang, M. Zhu and B. Wang, DFT study on the chemical absorption mechanism of CO_2 in diamino protic ionic liquids, *J. Phys. Chem. B*, 2021, **125**, 1416–1428.
- 12 K. E. Gutowski and E. J. Maginn, Amine-functionalized task-specific ionic liquids: a mechanistic explanation for the dramatic increase in viscosity upon complexation with CO_2 from molecular simulation, *J. Am. Chem. Soc.*, 2008, **130**, 14690–14704.
- 13 E. I. Izgorodina, J. L. Hodgson, D. C. Weis, S. J. Pas and D. R. MacFarlane, Physical absorption of CO_2 in protic and aprotic ionic liquids: an interaction perspective, *J. Phys. Chem. B*, 2015, **119**, 11748–11759.
- 14 Y. Zhao, B. Yu, Z. Yang, H. Zhang, L. Hao, X. Gao and Z. Liu, A protic ionic liquid catalyzes CO_2 conversion at atmospheric pressure and room temperature: synthesis of quinazoline-2, 4(1H, 3H)-diones, *Angew. Chem., Int. Ed.*, 2014, **53**, 5922–5925.
- 15 X. Mu, L. Han and T. Liu, How and why a protic ionic liquid efficiently catalyzes chemical fixation of CO_2 to quinazoline-2, 4(1H, 3H)-diones: electrostatically controlled reactivity, *J. Phys. Chem. A*, 2019, **123**, 9394–9402.
- 16 T. Wang, D. Zheng, Z. Zhang, L. Wang and J. Zhang, Exploration of catalytic species for highly efficient preparation of quinazoline-2, 4(1H, 3H)-diones by succinimide-based ionic liquids under atmospheric pressure: combination of experimental and theoretical study, *Fuel*, 2022, **319**, 123628.
- 17 J. Qiu, Y. Zhao, Z. Li, H. Wang, M. Fan and J. Wang, Efficient ionic-liquid-promoted chemical fixation of CO_2 into α -alkylidene cyclic carbonates, *ChemSusChem*, 2017, **10**, 1120–1127.
- 18 W. Sun, M. Wang, Y. Zhang, W. Ding, F. Huo, L. Wei and H. He, Protic vs aprotic ionic liquid for CO_2 fixation: a simulation study, *Green Energy Environ.*, 2020, **5**, 183–194.
- 19 K. Dong, S. Zhang and J. Wang, Understanding the hydrogen bonds in ionic liquids and their roles in properties and reactions, *Chem. Commun.*, 2016, **52**, 6744–6764.
- 20 J. Hu, J. Ma, Q. Zhu, Z. Zhang, C. Wu and B. Han, Transformation of atmospheric CO_2 Catalyzed by protic ionic

- liquids: efficient synthesis of 2-oxazolidinones, *Angew. Chem., Int. Ed.*, 2015, **54**, 5399–5403.
- 21 T. Chen, Y. Zhang and Y. Xu, Efficient synthesis of quinazoline-2, 4(1*H*, 3*H*)-dione via simultaneous activated CO₂ and 2-aminobenzonitrile by 1-methylhydantoin anion-functionalized ionic liquid through the multiple-site cooperative interactions, *ACS Sustainable Chem. Eng.*, 2022, **10**, 10699–10711.
 - 22 T. Chen, Y. Guo and Y. Xu, Efficient catalytic conversion of CO₂ and 2-amiobenzonitrile to quinazoline-2,4(1*H*,3*H*)-diones by dual-site anion-functionalized ionic liquids: a reconsideration of the mechanisms, *Chem. Commun.*, 2023, **59**, 12282–12285.
 - 23 H. Shu and Y. Xu, Tuning the strength of cation coordination interactions of dual functional ionic liquids for improving CO₂ capture performance, *Int. J. Greenhouse Gas Control*, 2020, **94**, 102934.
 - 24 J. Liu, X. Tang, H. Lu and Y. Xu, Insight into the interactions between azole-anion-based ionic liquids and propargylic alcohol: influence on the carboxylative cyclization of propargylic alcohol with carbon dioxide, *ACS Sustainable Chem. Eng.*, 2021, **9**, 5050–5060.
 - 25 C. Binet, A. Jadi, J. Lamotte and J. C. Lavalley, Use of pyrrole as an IR spectroscopic molecular probe in a surface basicity study of metal oxides, *J. Chem. Soc., Faraday Trans.*, 1996, **92**, 123–129.
 - 26 M. Frisch, G. Trucks, H. Schlegel, G. Scuseria, M. Robb, J. Cheeseman, G. Scalmani, V. Barone, B. Mennucci and G. A. Petersson, *et al.*, *Gaussian 09, Revision D.01*, Gaussian Inc., Wallingford, CT, 2009.
 - 27 S. Grimme, J. Antony, S. Ehrlich and H. Krieg, A consistent and accurate ab initio parametrization of density functional dispersion correction (DFT-D) for the 94 elements H-Pu, *J. Chem. Phys.*, 2010, **132**, 154104.
 - 28 C. Deligkaris and J. H. Rodriguez, Correction to DFT interaction energies by an empirical dispersion term valid for a range of intermolecular distances, *Phys. Chem. Chem. Phys.*, 2012, **14**, 3414–3424.
 - 29 D. Si, K. Chen, J. Yao and H. Li, Structures and electronic properties of lithium chelate-based ionic liquids, *J. Phys. Chem. B*, 2016, **120**, 3904–3913.
 - 30 S. A. Katsyuba, M. V. Vener, E. E. Zvereva, Z. Fei, R. Scopelliti, J. G. Brandenburg, S. Siankevich and P. J. Dyson, Quantification of conventional and nonconventional charge-assisted hydrogen bonds in the condensed and gas phases, *J. Phys. Chem. Lett.*, 2015, **6**, 4431–4436.
 - 31 M. Pan, Y. Zhao, X. Zeng and J. Zou, Efficient absorption of CO₂ by introduction of intramolecular hydrogen bonding in chiral amino acid ionic liquids, *Energy Fuels*, 2018, **32**, 6130–6135.
 - 32 W.-J. Jiang, F.-Y. Zhong, L.-S. Zhou, H.-L. Peng, J.-P. Fan and K. Huang, Chemical dual-site capture of NH₃ by unprecedentedly low-viscosity deep eutectic solvents, *Chem. Commun.*, 2020, **56**, 2399–2402.
 - 33 S. Sarkar, A. Shil, Y. W. Jun, Y. J. Yang, W. Choi, S. Singha and K. H. Ahn, Interactive twin intramolecular hydrogen bonds enable bright, S-Blue emissive, environment-insensitive single-benzene fluorophores, *Adv. Funct. Mater.*, 2023, **33**, 2304507.
 - 34 X. Pei, Z. Li, H. Wang, Q. Zhou, Z. Liu and J. Wang, CO₂-switchable phase separation of nonaqueous surfactant-free ionic liquid-based microemulsions, *ACS Sustainable Chem. Eng.*, 2022, **10**, 1777–1785.
 - 35 S. Dowlati, R. Mokhtari, L. Hohl, R. Miller and M. Kraume, Advances in CO₂-switchable surfactants towards the fabrication and application of responsive colloids, *Adv. Colloid Interface Sci.*, 2023, 102907.
 - 36 F. F. Chen, K. Huang, Y. Zhou, Z. Q. Tian, X. Zhu, D. J. Tao, D. E. Jiang and S. Dai, Multi-molar absorption of CO₂ by the activation of carboxylate groups in amino acid ionic liquids, *Angew. Chem., Int. Ed.*, 2016, **55**, 7166–7170.
 - 37 X. Luo, X. Lv, G. Shi, Q. Meng, H. Li and C. Wang, Designing amino-based ionic liquids for improved carbon capture: one amine binds two CO₂, *AIChE J.*, 2019, **65**, 230–238.
 - 38 G. Shi, K. Chen, Y. Wang, H. Li and C. Wang, Highly efficient synthesis of quinazoline-2, 4(1*H*, 3*H*)-diones from CO₂ by hydroxyl functionalized aprotic ionic liquids, *ACS Sustainable Chem. Eng.*, 2018, **6**, 5760–5765.
 - 39 R. Li, Y. Zhao, Z. Li, Y. Wu, J. Wang and Z. Liu, Choline-based ionic liquids for CO₂ capture and conversion, *Sci. China: Chem.*, 2019, **62**, 256–261.
 - 40 Y. Chen and T. Mu, Conversion of CO₂ to value-added products mediated by ionic liquids, *Green Chem.*, 2019, **21**, 2544–2574.
 - 41 Y.-B. Wang, Y.-M. Wang, W.-Z. Zhang and X.-B. Lu, Fast CO₂ sequestration, activation, and catalytic transformation using *N*-heterocyclic olefins, *J. Am. Chem. Soc.*, 2013, **135**, 11996–12003.
 - 42 A. Mazheika, Y. G. Wang, R. Valero, F. Viñes, F. Illas, L. M. Ghiringhelli, S. V. Levchenko and M. Scheffler, Artificial-intelligence-driven discovery of catalyst genes with application to CO₂ activation on semiconductor oxides, *Nat. Commun.*, 2022, **13**, 419.
 - 43 A. E. Green, J. Justen, W. Schöllkopf, A. S. Gentleman, A. Fielicke and S. R. Mackenzie, IR Signature of size-selective CO₂ activation on small platinum cluster anions, Ptⁿ⁻ (*n* = 4–7), *Angew. Chem., Int. Ed.*, 2018, **57**, 14822–14826.