


 Cite this: *RSC Adv.*, 2022, 12, 10755

Received 2nd March 2022

Accepted 31st March 2022

DOI: 10.1039/d2ra01402e

rsc.li/rsc-advances

Review on the preparation and application of lignin-based carbon aerogels

 Cai-Wen Wu,^{ID} ^{ab} Peng-Hui Li,^{ID} ^{ab} Yu-Meng Wei,^b Chi Yang^b and Wen-Juan Wu^{*ab}

Carbon aerogels (CAs) are excellent carrier materials with a large surface area and high porosity. In addition to the above-mentioned wonderful characteristics, aerogel with lignin as a precursor is also a material with high bioactivity and degradability. Lignin carbon aerogels (LCAs) have a wide range of applications, and can be used in supercapacitors, adsorbents and catalysts, etc., but their preparation process is more complex. In this paper, we review the preparation and influencing factors of LCAs, analyze their properties and structural characterization, and aim to provide references for the optimal preparation, effective characterization, and expansion of applications of LCAs.

1 Introduction

The production of value-added chemicals and materials from green and renewable resources is in line with the concept of the circular economy while stimulating global economic growth and being quite friendly to the environment.^{1,2} Lignocellulosic biomass is abundant, widely distributed and readily available and is considered to be a unique sustainable organic carbon source for the natural world.³ In the pulp and paper industry, lignin is often treated as waste material and is mostly burned to produce steam energy for the pulping process. Along with cellulose and hemicellulose, lignin is described as an extremely complex three-dimensional reticulated chemical

structure of a macromolecule called among the three main components of lignocellulosic biomass.⁴ Given the complicated structure, the reactive regime of lignin conversion has been a hot topic for scientists to explore.⁵ Lignin mainly consists of three basic components: guaiacyl unit (G), syringyl unit (S), and *p*-hydroxyphenyl unit (H). They are linked by strong C–C bonds and unstable C–O–C bonds.⁶ Lignin has a high carbon content (40–60%) and can be used as an ideal precursor for activated carbon.⁷ Lignin activated carbon materials have many properties, such as high specific surface area, graded pore structure, high porosity and high electrical conductivity. Due to the demand for stable and lightweight carbon electrodes for energy storage applications, and a more efficient adsorption effect with catalytic activity, lignin carbon aerogels (LCAs) were created.⁸

Carbon aerogels (CAs) were first reported in 1992⁹ and a new class of perforated carbon materials with huge specific surface area, large porosity, ultra-low density (0.003 g cm⁻³) and good electrical conductivity. CAs are usually obtained by

**Jiangsu Co-Innovation Center of Efficient Processing and Utilization of Forest Resources, Nanjing Forestry University, Nanjing, 210037, P. R. China. E-mail: wenjuanwu@njfu.edu.cn*

^bCollege of Light Industry and Food Engineering, Nanjing Forestry University, Nanjing, 210037, P. R. China



Caiwen Wu graduated from the Jingchu University of Technology with a bachelor's degree in 2019. She has been studying for a master's degree at the College of Light Industry and Food Science of Nanjing Forestry University under the supervision of Prof. Wenjuan Wu. Her project mainly focuses on modifying natural polymer materials from renewable resources, and also includes preparation and

application of lignin polyaniline energy storage materials.



Penghui Li received his B.E. Degree in chemical engineering and technology from Liaoning Petrochemical University in 2016. He is currently pursuing his master postgraduate at the College of Light Industry and Food Science, Nanjing Forestry University under the supervision of Prof. Wenjuan Wu. His research has focused on modification and application of natural polymers.



carbonization of organic aerogels under an inert atmosphere, and their porous properties lead to applications in adsorption,^{10–13} energy storage,^{8,14,15} catalysis,^{16,17} *etc.* There are still many challenges in the preparation of CAs, *e.g.*, expensive fabrication costs, redundant preparation processes and noxious precursors, which limit the commercialization of CAs.¹⁸ Lignin is phenolic in nature and extremely cheap, and its high reactivity is attributed to the presence of various reactive functional groups, such as carboxyl, carbonyl and hydroxyl groups. Due to the above advantages of lignin, inexpensive and green biomass CAs can be prepared.¹⁹ This review will be based on the preparation and application of lignin-based carbon aerogels, firstly introducing this viewpoint through the preparation of organic carbon aerogels in general, declaring that the raw material price of lignin is much lower than that of *m*-diphenol, as well as elaborating the structural and compositional characteristics of lignin to provide a strong viewpoint for the preparation of carbon aerogels from lignin. After that, it will focus on the applications of lignin-based carbon aerogels in supercapacitors, adsorbents, and catalysts, respectively, to dissect its functional properties and provide an outlook on future applications.



Yumeng Wei is currently studying light industry and food at Nanjing Forestry University. She loves to explore and is particularly interested in lignin utilization. She hopes to make some changes through her own efforts.



Chi Yang entered the school of Light Industry and Food Science of Nanjing Forestry University in 2021. She participated in scientific research at university. Recently, she has conducted fundamental scientific experiments on lignin carbon materials and is well versed in the literature and previous work in this area.

2 Preparation of LCAs

At present, the main industrial lignin produced in large quantities in the paper industry are kraft lignin, lignin sulfonate, soda lignin, organosolv lignin, which is obtained by separation and purification and other steps, and then used for high quality and high-value applications. The structure of lignin often varies depending on the plant species and its environment.²⁰

Lignin is a complex three-dimensional phenolic polymer formed by phenyl propane units linked by C–C or C–O–C bonds, which contains a variety of reactive functional groups, such as carbonyl, carboxyl and hydroxyl groups so that lignin has phenolic properties. By density flooding theory (DFT) analysis, the magnitude of the bond dissociation energy in lignin is ranked as $C_{\alpha}\text{--O} < C_{\beta}\text{--O} < C_{\alpha}\text{--C}_{\beta} < \text{other connecting bonds}$.²¹ During lignin treatment, the bonds in which the chemical bonds require the least energy to break are the $\alpha\text{--O-4}$ and $\beta\text{--O-4}$ bonds, respectively, which break easily and produce hydroxyl groups.^{4,22}

Conventional CAs are prepared according to the chemical reaction steps of phenolic resin formation: resorcinol and its derivatives, formaldehyde and its derivatives are used as precursors, and then prepared by sol–gel process, solvent replacement and drying, carbonization, activation treatment and other steps.²³ The formation mechanism of organic aerogels reported in the literature is shown in Fig. 1.

Hydroxymethyl derivatives of resorcinol are obtained by using resorcinol or its derivatives to add them with formaldehyde or its derivatives, supplemented with an acid condition. The hydroxymethyl derivatives undergo a polycondensation reaction with each other to produce matrix particles linked by methylene bonds ($\text{--CH}_2\text{--}$) or methylene ether bonds ($\text{--CH}_2\text{--O--CH}_2\text{--}$). The matrix particles are then further wrapped to form clusters, which are further condensed into network-like polymers to form the three-dimensional structure of the CAs.²⁴ The structure and composition of lignin have a large influence on the gelation process, compared to the molecular weight of lignin, which has a very small effect (These will be specifically mentioned below). The phenolic hydroxyl content of lignin is



Wenjuan Wu received her Dr. Ing. degree in pulp and paper from Nanjing Forestry University in 2015. She went to the University of Tokyo to study abroad during her Ph.D. Her research interests are biomass resources chemistry and engineering, including modification and application of natural polymer materials, clean separation and molecular structure of lignocellulose cell wall components, and interaction of biological macromolecules and their influence on biomass conversion.



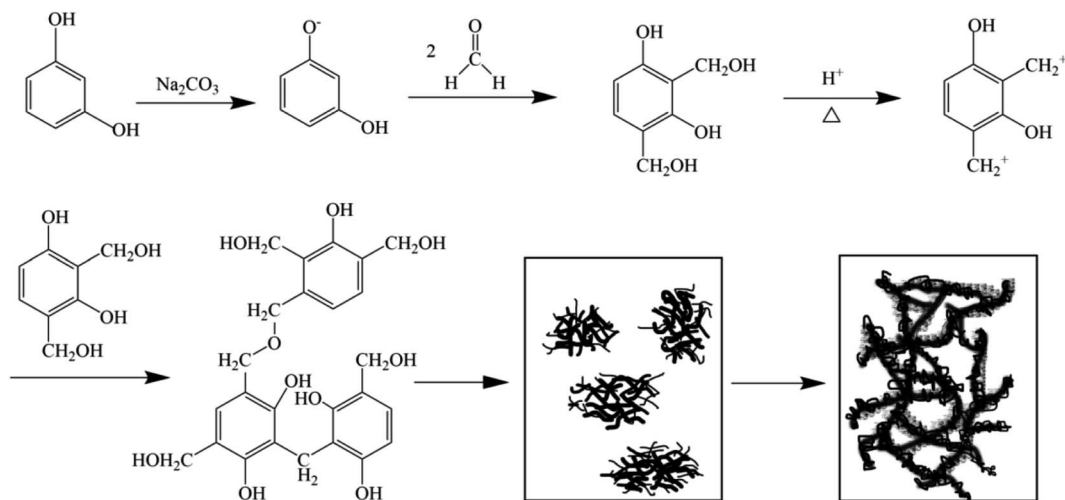


Fig. 1 Diagram of the formation mechanism of organic aerogel.²³

related to the reactivity of formaldehyde, and the phenolic hydroxyl position is related to the pore structure. For the stability of the network structure in the gel during the subsequent drying process, methanol, ethanol, and isopropanol solvents are generally used to replace the solvent (Inorganic solvent). After the replacement, the organogel is dried, usually supercritically, after which the aerogel is formed.²⁵ The most important step is the charring of the aerogel, which is placed under inert gas or vacuum conditions for calcination, forming a carbon aerogel. Some specific charring conditions can vary from one material to another with different pre-treatment works, so the conditions (*e.g.*, charring temperature, heating rate, charring time) need to be optimized.²⁶ The composition of lignin is related to the specific surface area, mesopores and micropores of CAs. The next step can be physical activation (generally CO₂ activation), which can increase the microporosity of CAs and enhance it with the increase of activation time;²⁷ or, chemical activation (generally KOH activation) is more likely to facilitate the formation of CAs microporosity and produce CAs with high surface area.²⁸ Both of the above activation methods can effectively enhance the performance of CAs and optimize their pore structure and surface topography.

As the conditions described above, resorcinol can be well prepared for organic carbon aerogels, but resorcinol is expensive and polluting relative to lignin. Studies have reported that approximately 80% of the total cost of preparing organic carbon aerogels is spent on obtaining raw materials.²⁹ Therefore, we believe that the costs incurred by conventional materials in the production cycle are much higher than those expected for lignin as a raw material. Lignin is an inexpensive byproduct of pulp and biorefinery processes and is considered as a substitute for resorcinol carbon feedstock.

Different sources and processing methods result in significant differences in the chemical structure of lignin, and thus the effect of different species of lignin on LCAs products. Softwoods contain more lignin than hardwoods, while grasses contain the least amount of lignin. Compared to lignin in

broadleaf and grasses, softwood lignin has a high ratio of G-units (nearly 95%) and only one methoxy in the phenolic hydroxyl neighbor of the G-unit, which readily forms a 5–5' bond, resulting in a high degree of carbon chain branching.³⁰ Softwood lignin is a network polymer with one branching unit in every 2–3 C9 units. Hardwood lignin has a less biphenyl structure compared to softwood lignin, with one branching point in every four C9 units, and hardwood lignin is a highly branched polymer.³¹ Different lignin S/G units from different sources, hardwood (2 : 1), softwood (1 : 2–1 : 3), and grasses (1 : 1–1 : 2). The lignin of softwoods and grasses also contain a proportion of H-units. Two methoxy groups next to the phenolic group on the aromatic ring of the S-unit to avoid the formation of 5–5 or dibenzodioxins bonds.³² Hu *et al.*³³ compared a variety of lignins isolated from softwoods, hardwoods, and graminoids and found that hardwood lignins were mainly composed of lilac and guaiacyl units connected by β-O-4, β-5, and β-β bonds. A large number of β-O-4 bonds were broken during the pulping process and there was a large number of condensed structures. Softwood lignans have stronger C–C bonds at the C5 position of the guaiacyl subunit compared to hardwood lignans. Grass-like lignin consists of zwitterionic, guaiacyl and *p*-hydroxyphenyl units as well as *p*-coumarate and ferulic acid salt structures. Due to different preparation processes, the cellulolytic enzyme corn stover lignin has 30 ferulate structures and 35 *p*-coumarate structures per 100 C9 units. *p*-coumarate structures are more susceptible to cleavage than ferulate structures. Therefore, the degradation of softwood lignin should produce more phenolic hydroxyl groups than hardwood lignin, which is easier to react with formaldehyde. At present, with the advancement of social processes, industrial lignin production should not be underestimated. In the pulping process, the β-O-4 bond is easily broken due to the reagents, and the obtained lignin contains more phenolic hydroxyl groups than natural lignin.³⁴

In the pulping process, industrial lignin has different molecular weights, functional groups and physicochemical



properties, classified as: alkaline lignin (AL), lignin sulfonate (LS), kraft lignin (KL), enzymatic hydrolysis lignin (EHL). AL has a molecular weight roughly between 1000 and 2000, and is produced by the soda ash or soda anthraquinone pulping process at a certain temperature. AL does not contain elemental sulfur. LS usually has a high molecular weight and is a by-product of the sulfite method of papermaking wood pulp with sulfonate groups on the lignin side chains that are readily soluble in water. KL also contains a small amount of sulfur and is obtained using the kraft pulping process. EHL is natural lignin that can be extracted from crop wastes used in the preparation of bioethanol. It retains to a large extent its original structure and has a higher reactivity. Although the pyrolysis chemistry of various lignin derivatives is the same, the type of lignin has a significant effect on the structure and morphology of the resulting carbon aerogels.³⁵ It has been shown that compared to Ethanol Organosolv Lignin (EL) and Formic Acid/Acetic Acid Organosolv Lignin (FAL), AL has a better macromolecular chain orientation and is more suitable for the preparation of carbon materials, due to the fact that EL has the smallest molecular weight and is The molecular structure of FAL contains more side chains and the product has poor mechanical properties. AL has fewer side chains in its molecular structure and has the highest degree of graphitization.³⁶ Sulfate alkaline lignin comes from the sulfate method of pulping containing a large amount of ash as well as the presence of NaOH. bioethanol lignin has little ash, and when KOH is used as a porogenic agent, the latter requires the addition of NaOH to obtain a graded porous structure.³⁷

The polydispersity of KL (3.38) was greater than that of organic solvent lignin (2.04), so the polydispersity of organic solvent lignin was easier to react with formaldehyde. Moreover, the time of gel formation of organosolvent lignin was 14 hours less than that of KL. Lignin was involved in the step-growth polymerization reaction (Fig. 2) during the formation of carbon aerogels, similar to the reaction of resorcinol with formaldehyde mentioned above.²⁹

The polymerization time of lignin depends on the lignin structure related to the ratio of G and H units and the molecular weight size. Since coniferous and broad-leaved woods have mainly G and S units, there are 35 phenolic hydroxyl groups in 100 phenol propane on average, and these are the active sites that can be directly polymerized.³⁸

However, the active sites are still few, the reactivity of lignin with formaldehyde is low, and the lignin space-site resistance is high, so lignin does not gel completely. In Yang's study,²⁹ it was found that organic solvent lignin contains more methoxy than KL, and the cross-linked structure affects the reaction with formaldehyde.³⁹ The conclusion that the structure within the lignin is more important than the molecular weight and polydispersity was obtained. Therefore, we can use the different structural and physicochemical properties of lignin and its lignin derivatives to design specific methods to synthesize carbon aerogels for supercapacitors, dyes, adsorption and other applications.

The following figure shows SEM images of carbon aerogels prepared from different lignin sources. The lignin-based carbon aerogels are porous as seen from SEM images. Hydrogels of sulfate with organic solvents lignin and formaldehyde were prepared by sol-gel condensation method, solvent exchange,

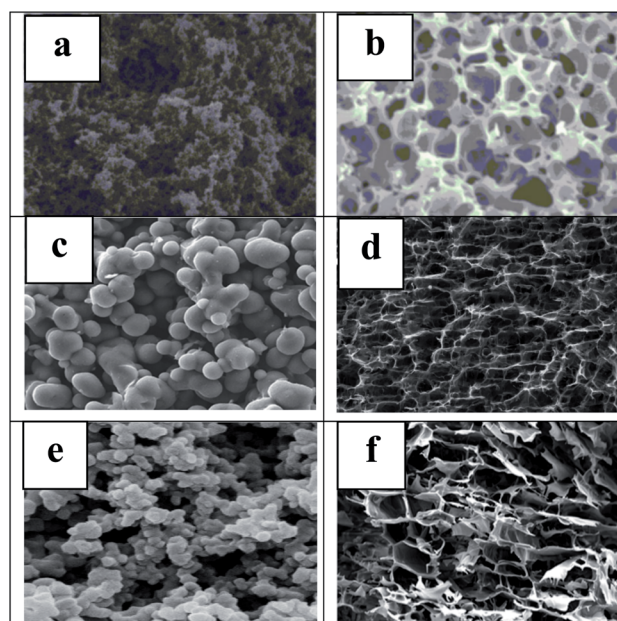


Fig. 3 Prepared SEM images: sulfate lignin-based carbon aerogel (a), organic solvent lignin-based carbon aerogel (b),²⁹ enzymatic hydrolysis lignin-based carbon aerogel (c),⁴¹ soda lignin-based carbon aerogel (d),⁸ lignosulfonates based carbon aerogel (e)⁵⁶ Kraft lignin & TEMPO-oxidized cellulose nanofibers carbon aerogel (f).⁴³

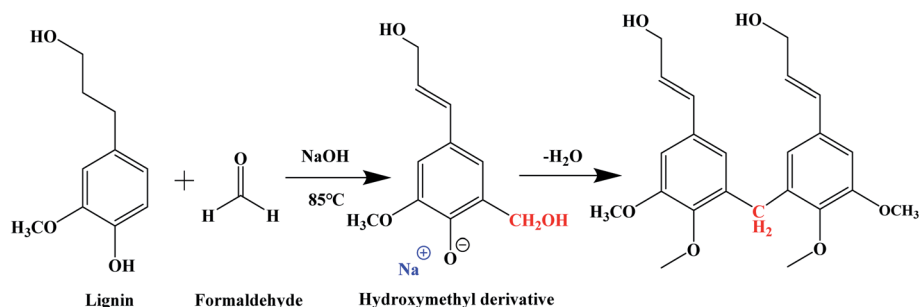


Fig. 2 Chemical reaction scheme of lignin and formaldehyde under NaOH catalyst.²⁹



freeze-drying and carbonization. The sulfate lignin-based carbon aerogels formed mesopores (Fig. 3a). The pore structure of organosolvent lignin-based carbon aerogel shrinks unevenly (Fig. 3b), and in combination, the specific surface area of sulfate lignin-based carbon aerogel should be larger than that of organosolvent lignin-based carbon aerogel. A mixture of enzymatically hydrolyzed lignin, resorcinol, and formaldehyde was subjected to gelation, aging, and environmental drying. The carbon aerogel particles are spherical in shape and there is partial adhesion between the particles, which helps the aerogel to form an interconnected porous network structure (Fig. 3c) and the carbon aerogel is used for supercapacitor electrodes. Fig. 3d shows the honeycomb microstructure of carbon aerogel cross-section formed by lignin (80%) and cellulose nanofibers (20%) in a unidirectional ice template process with 3D macroporous, honeycomb interconnected structure, which helps to form a more effective double electric layer for energy storage applications. Fig. 3e shows the oriented synthetic lignosulfonate-chitosan highly dispersed carbon aerogel, which forms carbon “fullerene-like” with LS at 600 °C. The carbon gel has low crystallinity and high enough specific surface area to be used as a material for conductive properties. Fig. 3f shows the cross section of lignin/TOCNF carbon aerogel (TOCNF concentration is 8% of total dry weight), lignin and TOCNF will be suspended ice template, freeze-dried, carbonized, the figure has obvious anisotropic macroporous structure, conducive to gas-liquid adsorption and thermal insulation, *etc.*, can be used for carbon dioxide capture and energy storage.

If lignin or degraded lignin (with many phenolic hydroxyl groups) is used to mostly or completely replace resorcinol and its derivatives in the preparation of CAs (see Fig. 4). Firstly, the cost of reagents can be saved because lignin itself is a waste from the papermaking process, and secondly, it is quite friendly to the environment due to the biodegradability of lignin-based carbon materials. Finally, the inherent three-dimensional structure of lignin would allow the prepared CAs to possess more remarkable properties. In addition, chemical

modification of lignin to change its spatial network structure produces high-performance CAs that can be substituted for more expensive carbon materials with resin-based products, *etc.*

3 Application of LCAs

With unique three-dimensional network structure and outstanding characteristics such as suitable pore size and large specific surface area, LCAs have wonderful applications in supercapacitors,^{40,41} adsorbents (dyes,⁴² carbon dioxide,⁴³ oil/organic compound,⁴⁴ heavy metal ion (graphene hydrogel)⁴⁵), and catalyst/catalyst carriers (Fig. 5).^{46,47} The application of LCAs has also attracted the attention of many scholars,^{48,49} but they do not summarize the specific aspects of lignin in-depth, and many literature reviews focus on the general overview of biomass precursors.

The following table provides an overview of recent advances in CAs using lignin as a precursor (Table 1).

3.1 Supercapacitor

CAs has very good properties such as low density, strong electrical conductivity, large surface area and low thermal conductivity, and these excellent properties make them promising as electrode materials for rechargeable batteries or supercapacitors. (For example, activated carbon is used as the active electrode material of supercapacitor, and its SSA is about 1000–2000 m² g⁻¹.⁵⁰ Graphene material used as the active electrode material of supercapacitor can produce a volume capacitance of 92 F cm⁻³, a mass specific capacitance of 231 F g⁻¹ and an energy density of 98 wh kg⁻¹.⁵¹ The application of these materials provides an important reference significance for the development of carbon electrode materials for supercapacitors).

LCAs have many applications in electrical double layer capacitors and are a promising material for energy storage electrodes. Zhang *et al.*⁴⁰ prepared CAs quickly and easily by ultrafast freezing of lignin with the KOH solution droplet technique. This simple method is more beneficial to reduce the amount of KOH compared to the conventional method. The prepared LCAs have a rewarding specific surface area (1681.6 m² g⁻¹) and a large number of large mesopores, which facilitate the free movement of electrolytes and facilitate charge transport. The specific capacitance of the tested LCAs exceeds 189 F g⁻¹. The oxygen content in LCAs is also high (12.92 at%), allowing

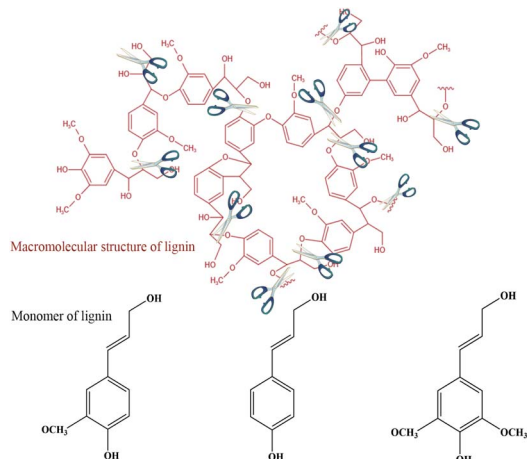


Fig. 4 Mechanism of ether bonding for lignin degradation and bond breaking and lignin-forming monomers.




Fig. 5 Main applications of LCAs.



Table 1 Recent advances in LCAs in 2016–2022

Raw materials	Preparation methods	Applications	Ref.
Alkali lignin	Lignin + KOH Ultra-fast freeze drying Carbonization	Supercapacitor	40
Enzymatic hydrolysis lignin	Sol-gel polymerization Aging Solvent exchange Dry environment (50 °C) Carbonization KOH revitalization	Supercapacitor	41
Alkali lignin	Sol-gel polymerization (adding Cu ions) Microwave reaction Freeze-drying Carbonization	Supercapacitor	52
Alkali lignin	Sol-gel polymerization (adding Mn ions) Microwave reaction Freeze-drying Carbonization	Supercapacitor	53
Sodium lignosulfonate	Homogeneous dispersion in the “double helix” structure of carrageenan Carbonization Revitalization	Supercapacitor	54
Technical soda lignin	Polymerization on nickel foam under ZnCl ₂ hypersaline conditions Vacuum drying Carbonization	Supercapacitor electrodes	55
Lignosulphonate	Aqueous solutions of anionic polyelectrolyte (PE) lignosulphonate and acetic acid cationic PE chitosan were mixed Water was displaced with acetone Dried in a stream of carbon dioxide (CO ₂) under supercritical conditions Carbonization	Conductive dispersed particles	56
Sodium lignin sulfonate	Sol-gel polymerization Gelling and aging Freeze-drying Carbonization Revitalization	Methylene-blue removal	42
Kraft lignin	Ice-templating Mechanical mixing Freeze-drying Carbonization	CO ₂ capture and energy storage	43
Alkali lignin	Gel polymerization Freeze-drying Carbonization	Esterification catalyst	47
Purchased lignin	Lignin, furfural and water mixtures were mixed Solvent exchange Freeze-drying Carbonization	Esterification catalyst	64
Kraft lignin	Lignin/CNF suspension Ice-templating Freeze-drying Carbonization	CO ₂ capture	59
Alkali lignin	Graphene oxide was prepared by copolymerization Lyophilized and vacuum dried Annealing	Oil/water separation	44
Lignin from corncob	Lignin-modified graphene aerogel Oscillating ultrasound Freeze-drying Carbonization	Absorbents for oil and organic solvents	60
Alkali lignin	Magnetic stirring Freeze-drying Carbonization	Ultrahigh electromagnetic interference shielding	65



Table 1 (Contd.)

Raw materials	Preparation methods	Applications	Ref.
Alkali lignin	Mixing alkali lignin and CNF Directional freezing-casting Vacuum freeze-drying Carbonization	Pressure sensing and energy storage	66
Purchased lignin	Lignin–CNC–GO suspension Bidirectional freezing Freeze-drying Carbonization pyrolysis	Detect bio-signals	67
Sulfonomethylated lignin	Ultrasonic treatment, mechanical stirring Freeze-drying Calcination	Capture and recovery of phosphate	70

a large range of Faraday redox reactions, which makes the CAs possess superb electrochemical performance as supercapacitor electrodes.

Enzymatic hydrolysis lignin is natural lignin obtained by enzymatic hydrolysis of biomass raw materials to remove sugars, which has most of the structure of the original lignin and therefore has high reactivity. Xu *et al.*⁴¹ prepared LCAs with a specific surface area of $779 \text{ m}^2 \text{ g}^{-1}$ from enzymatic hydrolysis lignin, resorcinol and formaldehyde (see Fig. 6). The specific capacitance reached 142.8 F g^{-1} at a current density of 0.5 A g^{-1} . Incredibly, at a high current density of 10 A g^{-1} , the specific capacitance of LCAs electrodes was 112.5 F g^{-1} . After 2000 charge/discharge cycles, the specific capacitance remained 96% of its original value, showing outstanding endurance. Many of the above conditions show that LCAs will play a great advantage as supercapacitor electrodes. In addition, their group also improved the pore structure of LCAs by introducing metal ions with alkali lignin as precursors. (i) The specific surface area of LCAs obtained after adding Cu ions ($\text{CuCl}_2 \cdot 6\text{H}_2\text{O}$) and CO_2 activation is $899 \text{ m}^2 \text{ g}^{-1}$, and the high specific capacitance is 257.65 F g^{-1} . The microporosity of LCAs reaches 66.7%. At a current density of 20 A g^{-1} , the specific capacitance is always maintained at 95% after 2000 cycles.⁵² (ii) With the addition of Mn ions ($\text{MnCl}_2 \cdot 6\text{H}_2\text{O}$), the resulting LCAs have a specific surface area of $582 \text{ m}^2 \text{ g}^{-1}$, a total pore volume of $0.35 \text{ cm}^3 \text{ g}^{-1}$, and a high specific capacitance of 186 F g^{-1} . The

electrochemical performance of the LCAs is better, and the specific capacitance is maintained at 96% after 2000 cycles.⁵³ In summary, it can be seen that lignin composite CAs with improved pore structure show great application in supercapacitors.

In addition, doping nitrogen in LCAs enhances the conductivity, which is helpful for the performance of supercapacitors. Nitrogen groups improve permeability and conductivity, enhance ion transport and further expand specific surface area. Lv *et al.*⁵⁴ used sodium lignosulfonate as the carbon source and embedded carrageenan gum to prepare high nitrogen-containing LCAs. The specific capacitance of LCAs was as high as 231.8 F g^{-1} at a current density of 0.5 A g^{-1} , and the capacitance was maintained at 85.7% after 5000 cycles.

An important factor affecting the electrochemical performance of supercapacitor electrodes is the electrode thickness. Guo *et al.*⁵⁵ prepared lignin carbon aerogel/nickel (LCAN) bulk ultra-thick cubic electrodes by polymerization under ZnCl_2 high salt conditions. The combination of LCAN networks prepared 4.2 mm thick electrodes with an ultra-high area capacitance of 26.6 F cm^{-2} .

Brovko *et al.*⁵⁶ designed a polyelectrolyte composite sodium lignosulfonate-chitosan carbon aerogel with a porous “fullerene-like” carbon structure. This approach to the synthesis of new carbon materials allows for the immobilization of many metals in the aerogel matrix during the gel formation phase. The metal ions (K^+ , Na^+ , Li^+) inlaid in the CAs structure increase the pore volume and average pore width, leading to an enhancement in the specific surface area of the carbon gel. The obtained carbon gels have a well-developed porous structure with a specific surface area of $465 \text{ m}^2 \text{ g}^{-1}$, a total pore volume of up to $0.5 \text{ cm}^3 \text{ g}^{-1}$, and an average pore size of up to 4.6 nm. The resulting new carbon nanomaterials can develop porosity and improve the electrophysical properties of carbon gel materials, which can be used as conductive dispersed particles in nanoelectronic devices. Xu *et al.*⁵⁷ developed a new type of LCAs, and the obtained CAs exhibits a unique blackberry-like nanostructure, showing a moderate surface area ($2130 \text{ m}^2 \text{ g}^{-1}$) but a high area capacitance (100 F g^{-1} , $4.7 \mu\text{F cm}^{-2}$). This high value is attributed to the complicated conductive carbon fiber network and the porous “blackberry” surface suitable for ion storage.

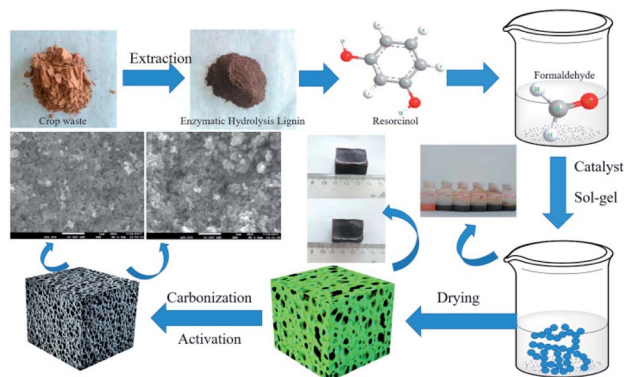


Fig. 6 Schematic diagram of the preparation of layered porous LCAs.⁴¹





Fig. 7 Main applications of LCAs in adsorption.

3.2 Adsorbent

LCAs not only play an important role in energy storage but also can be applied to adsorption. LCAs have a layered porous structure with isotropic or non-directional macropores and micropores. These interesting structural properties will contribute to fast adsorption and desorption kinetics will achieve high adsorption capacity, and have good applications in dye adsorption, carbon dioxide adsorption, oil-water separation and heavy metal adsorption (Fig. 7).

3.3.1 Adsorption of dyes. LCAs can be used as an eco-friendly, high quality and recyclable adsorbent for the dispel of dyes from water. Lv *et al.*⁴² prepared simple and inexpensive lignosulfonate/ κ -carrageenan CAs. Carrageenan gum provides a three-dimensional structure during the gel-sol conversion in which sodium lignosulfonate is uniformly dispersed (see Fig. 8). LCAs have a high specific surface area of $594.6 \text{ m}^2 \text{ g}^{-1}$, a specific surface area of $501.0 \text{ m}^2 \text{ g}^{-1}$, and average pore size of 2.2 nm. LCAs were used for the acquisition of MB with an adsorption capacity of 421.9 mg g^{-1} . This adsorption capacity is useful for the treatment of sulfite pulp wastewater and organic dyes.

Graphene oxide (GO) is an oxide of graphene, which is often complexed with polymers as adsorbent materials. Yan *et al.*⁵⁸ environmentally friendly prepared a novel GO/lignosulfonate aerogel (GLCAs) interlinked by chitosan. The obtained GLCAs can effectively capture MB molecules and can remove more than 99% of methylene blue (MB) from MB solution (100 mg L^{-1}). Because of π - π interaction, electrostatic attraction and hydrogen bonding interaction between GLCAs and MB, the largest adsorption capacity of MB on GLCA is 1023.9 mg g^{-1} . Such a strong adsorption power is wonderful for the removal of dyes from water.

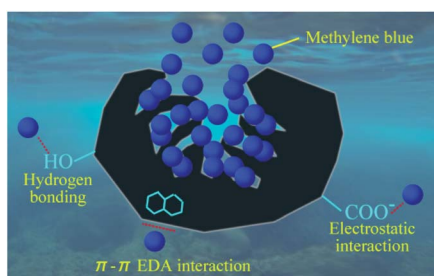


Fig. 8 Mechanism of LCAs adsorption of methylene blue.⁴²

3.3.2 Adsorption of carbon dioxide. Research on novel porous materials with finely tuned porosity and better-balanced capacity and selectivity has exploded in the last few years, as there is still potential for improvement.⁵⁹ LCAs have a high surface area and certain physicochemical stability, which makes the materials quite attractive for CO_2 adsorption applications.

Geng *et al.*⁴³ produced LTCAs with specific structure and surface area by combining lignin with TEMPO-oxidized CNFs (TOCNFs). LTCAs can have a good performance by washing to a specific surface area of $1101 \text{ m}^2 \text{ g}^{-1}$ and CO_2 adsorption power of 5.2 mmol g^{-1} at 273 K and 100 kPa. Such materials have good adsorption performance of CO_2 . Geng *et al.*¹⁰ evaluated the CO_2 adsorption properties of lignin/CNF-based CAs, where most conventional adsorbent materials are in powder form and its performance is degraded by binder blocking effects when used with binders. LTCAs adsorbents exhibited high CO_2 adsorption capacity, better than many activated carbon adsorbents reported in the literature using more complex steps for synthesis.

3.3.3 Oil and water separation. With oil extraction and chemical production, the treatment of oil-containing wastewater has become an urgent environmental problem. CAs are characterized by the lowest density, high porosity and high absorption properties, and they are considered to be good adsorbent materials for the removal of oil and organic pollutants from wastewater.

CAs obtained by lignin derivatives with hydrophobic and porous backbone and GO composite have superhydrophobicity and good mechanical properties, leading to their full adaptation to oil-water separation. Meng *et al.*⁴⁴ fabricated a LCAs compounded by graphene oxide. Due to the strong reaction between the amine group of the lignin derivative and the carboxyl group of GO and acrylic acid, the denseness and cross-linkage of the gel were substantially enhanced. The CAs can reach a water contact angle of 150° after high temperature with an oil adsorption ratio of about $32\text{--}34 \text{ g g}^{-1}$. This also fully demonstrates that it is an efficient and practical water purification material that can be applied for impurity separation and oil enrichment in industrial waste streams. Similarly, Chen *et al.*⁶⁰ modified lignin and compounded it with graphene to obtain CAs, which was used to adsorb toxic solvents such as petroleum, toluene, chloroform and carbon tetrachloride all showed efficient adsorption (the mass after adsorption can reach 522 times of the original one), and the adsorption effect was much higher than that of similar adsorbents (lignin-based xerogel (19–47 times), lignin-based polyurethane foam (26–68 times)). This material can be recycled by repeated heat treatment and extrusion methods without destroying its own structure.

Unlike LCAs, Rao *et al.*⁶¹ innovatively propose a carbon foam made of lignin-resorcinol-glycolaldehyde resin for powerful absorption of organic agents from water. The prepared lignin carbon foam has a greater surface area and higher porosity, which can fully absorb various oils or organic solvents from aqueous media. In addition, it can be regenerated by heat treatment and its adsorption capacity is not significantly reduced.



3.3.4 Adsorption of heavy metal ions. The application of LCAs for adsorption of heavy metal ions is less, and electro-sorption has many advantages for removing metal ions from solution, so we believe that LCAs should also have the ability to adsorb heavy metals.

Compared with LCAs, lignin sulfonate-graphene hydrogels (LS-GH) lack a one-step carbonization process. High-capacity LS-GH adsorbents are commercially available, environmentally friendly and reusable, and are wonderful adsorbents for the adsorption of heavy metal ions on wastewater. Li *et al.*⁴⁵ synthesized an LS-GH for the adsorption of Pb(II) with a large specific surface area, high porosity and ample active sites for Pb(II) removal exhibited an extremely strong adsorption capacity (1210 mg g⁻¹). Guo *et al.*⁶² extracted lignin from black liquor and found that the number of phenolic acids on the surface was twice as much as that of carboxylic acids. The acid groups can adsorb metal ions by interacting with them, but the affinity varies for various divalent metal ions. For carboxylic acids, the connection force was ranked as Pb(II) > Cu(II) > Zn(II) > Cd(II) > Ni(II), and for phenols, it was ranked as Pb(II) > Cu(II) > Cd(II) > Zn(II) > Ni(II). Correspondingly, Brdar *et al.*⁶³ also examined the ability of Kraft lignin to remove Cr(VI) ions from water. If a large number of studies laid stress on the adsorption capacity or selectivity by modification and carbonation, then the adsorption potential or selectivity must be substantially increased.

3.3 Catalyst

It has been reported that LCAs are a catalyst for promoting esterification reactions with large total surface area and high acidity, and the large-scale porous network including mesopores and macropores is beneficial to the loading of active materials without causing pore blockage, products and by-products are easily removed from the reaction system by the high porosity.⁶⁴

5-Hydroxymethylfurfural is a valuable bio-derived chemical, Li *et al.*⁶⁵ prepared lignin-based activated carbon solid by carbonization and activation, followed by sulfuric acid sulfonation to synthesize lignin-based carbon solid acid, which will be applied to fructose conversion. It is a catalyst for 5-hydroxymethyl furfural. Zainol *et al.*⁴⁶ prepared lignin and furfural carbon cryogels by sol-gel with 98.1% (w/w) oleic acid conversion. It can be seen that carbon cryogels have great potential for the esterification of fatty acids to biodiesel. Meanwhile, Zainol *et al.*⁴⁷ synthesized ethyl levulinate, a flow improver, by catalytic esterification of levulinic acid with ethanol using a carbon cryogel catalyst, which was determined to be a superior performance carbon-based catalyst to obtain a high yield of 86.5 mol% ethyl levulinate. In a deeper way, Zainol *et al.*⁶⁶ still used lignin-furfural to prepare carbon cryogels for the esterification reaction, and the total surface area and acidity of the carbon cryogels after calcination were 426.5 m² g⁻¹ and 16.1 mmol g⁻¹, respectively. Under optimal conditions, the conversion of levulinic acid and ethyl levulinate yields of the carbon cryogels. Under the optimal conditions, the conversion of levulinic acid and the yield of ethyl levulinate of carbon cryogels were 87.2% and 86.5 mol%, respectively.

3.4 Other applications of LCAs

LCAs have a unique three-dimensional network structure and excellent properties that make them attractive materials for applications such as electromagnetic interference shielding, pressure sensors, and flexible electrodes.

Zeng *et al.*⁶⁷ prepared reduced graphene oxide (RGO)/lignin-derived carbon (LDC) composite aerogels. The incorporation of LDC and honeycomb microstructures significantly improved the mechanical properties and comparatively strong elasticity of RGO/LDC aerogels, and improved the wave absorption capacity of the cell walls as well as the multiple reflectivities. The RGO/LDC aerogels could show considerable EMI SE of 80.0 to 23.2 dB with SSE/d values up to 53 250 dB cm² g⁻¹, higher than those reported for other carbon-based shields. This demonstrates the critical role it plays in determining EMI shielding performance.

LCAs is also a compressible carbon material that has potential applications in a variety of wearable devices. Chen *et al.*⁶⁸ used cellulose nanofibers and lignin to design an elastic CAs. This CAs exhibits better mechanical flexibility, such as high compressibility (up to 95% strain), and it can also accurately detect human biosignals. These properties make CAs highly competitive for pressure sensors and plenty of electrode applications. Zhou *et al.*⁶⁹ obtained compressible conductive CAs with ordered wavy laminar structure by cellulose nanocrystals (CNC), lignin, and reduced graphene oxide. The prepared CAs exhibit exceptional compressibility (up to 99% ultimate strain), extraordinary fatigue resistance and elasticity (high retention rate of 91.3% after 10 000 cycles at 30% strain condition). Based on these properties, this material can be well used in wearable devices.

4 Conclusion and outlook

LCAs are three-dimensional layered materials, a new type of CAs with large specific surface area, high porosity, low density, fine chemical stability and excellent electrical conductivity. At present, the research of LCAs is in the basic research stage, its large number of applications have not been discovered, and the preparation process needs further exploration and conclusion. In this paper, based on the existing preparation methods and known properties, we found some shortcomings: (i) the preparation process of LCAs is complicated, the preparation cost is high, and the gelation stage takes forever; (ii) for the sake of stabilizing the pore structure of LCAs, freeze-drying or supercritical CO₂ drying is used, which increases the operational difficulty and cost; (iii) the application range of LCAs is narrow.

At the same time, we also put forward some suggestions and prospects: (i) in the selection and treatment of raw materials, based on green and low cost, which has been achieved by lignin, followed by modification of lignin, access to phenolic hydroxyl groups and other polymerization-friendly groups or degradation of lignin to generate phenolic hydroxyl groups; strengthening the characterization of lignin, selecting the source of lignin (composition and structure), producing cross-linked; (ii) in the preparation of LCAs, the first step is to simplify and optimize the preparation process as much as possible to reduce



the number of steps (mainly gelation, solvent exchange, freeze-drying and carbonization); lignin can be directly cross-linked and carbonized or compounded with GO; (iii) in the application of the designed products, the current applications are mainly focused on energy storage, adsorption, *etc.*, but we should also expand the application of LCAs in catalysts/catalyst carriers, battery electrodes, sensors, *etc.*, and strengthen the target design of supercapacitors and LCAs for adsorption of heavy metal ions.

Conflicts of interest

There are no conflicts to declare.

Acknowledgements

The authors appreciate the financial support for this work by the National Natural Science Foundation of China (No. 31730106; No. 21704045).

Notes and references

- 1 J. Y. Yang, W. J. Zhang, Y. Wang, M. F. Li, F. Peng and J. Bian, *Carbohydr. Polym.*, 2022, **278**, 118992.
- 2 B. L. Ai, W. Q. Li, J. Woomeer, M. Li, Y. Q. Pu, Z. W. Sheng, L. L. Zheng, A. Adedeji, A. J. Ragauskas and J. Shi, *Green Chem.*, 2020, **22**, 6372.
- 3 W. Schutyser, T. Renders, S. Van den Bosch, S. F. Koelewijn, G. T. Beckham and B. F. Sels, *Chem. Soc. Rev.*, 2018, **47**, 852.
- 4 N. Ding, H. Liu, Y. Sun, X. Tang, T. Z. Lei, F. Xu, X. H. Zeng and L. Lin, *J. Cleaner Prod.*, 2021, **278**, 123984.
- 5 Z. Sun, B. Fridrich, A. de Santi, S. Elangovan and K. Barta, *Chem. Rev.*, 2018, **118**, 614.
- 6 L. P. Hou, D. D. Ji, W. F. Dong, L. Yuan, F. S. Zhang, Y. Li and L. H. Zang, *Front. Bioeng. Biotechnol.*, 2020, **8**, 99.
- 7 C. Jiang, Z. H. Wang, J. X. Li, Z. J. Sun, Y. F. Zhang, L. Li, K. S. Moon and C. P. Wong, *Electrochim. Acta*, 2020, **353**, 136482.
- 8 B. Thomas, S. Y. Geng, M. Sain and K. Oksman, *Nanomaterials*, 2021, **11**, 653.
- 9 R. W. Pekala, C. T. Alviso, F. M. Kong and S. S. Hulsey, *J. Non-Cryst. Solids*, 1992, **145**, 90.
- 10 S. Y. Geng, A. Maennlein, L. Yu, J. Hedlund and K. Oksman, *Microporous Mesoporous Mater.*, 2021, **323**, 111236.
- 11 T. Chen, M. X. Li, L. Zhou, X. B. Ding, D. J. Lin, T. Duan, G. C. Yang, R. He and W. K. Zhu, *ACS Sustainable Chem. Eng.*, 2020, **8**, 6458.
- 12 S. X. Wang, M. R. Shen, J. F. Qu, X. M. Zhuang, S. Q. Ni and X. R. Wu, *J. Non-Cryst. Solids*, 2020, **536**, 120008.
- 13 Z. C. Yu, C. S. Hu, A. B. Dichiara, W. H. Jiang and J. Gu, *Nanomaterials*, 2020, **10**, 169.
- 14 Q. H. Wang, T. Xia, X. W. Jia, J. Q. Zhao, Q. Y. Li, C. H. Ao, X. Y. Deng, X. M. Zhang, W. Zhang and C. H. Lu, *Carbohydr. Polym.*, 2020, **245**, 116554.
- 15 Y. L. Pan, X. D. Cheng, M. Y. Gao, Y. B. Fu, J. Feng, L. L. Gong, H. Ahmed, H. P. Zhang and V. S. Battaglia, *ACS Appl. Mater. Interfaces*, 2020, **12**, 33621.
- 16 E. Garcia-Bordejé, A. M. Benito and W. K. Maser, *Adv. Colloid Interface*, 2021, **292**, 102420.
- 17 Z. Chen, S. Zhang, J. Yang, C. Chen, Y. C. Song, C. L. Xu, M. Q. Wu and J. X. Liao, *Sustainable Energy Fuels*, 2021, **5**, 4973.
- 18 C. C. Wan, Y. Jiao, S. Wei, L. Y. Zhang, Y. Q. Wu and J. Li, *Chem. Eng. J.*, 2019, **359**, 459.
- 19 D. Lv, Y. Li and L. J. Wang, *Int. J. Biol. Macromol.*, 2020, **148**, 979.
- 20 P. S. Roy, G. Garnier, F. Allais and K. Saito, *Chem. Lett.*, 2021, **50**, 1123.
- 21 Y. Jiang, N. Ding, B. Luo, Z. Li, X. Tang, X. Zeng, Y. Sun, S. Liu, T. Lei and L. Lin, *ChemCatChem*, 2017, **9**, 2544.
- 22 C. Xu, R. A. Arancon, J. Labidi and R. Luque, *Chem. Soc. Rev.*, 2014, **43**, 7485.
- 23 J. Xu, M. Z. Chen and X. Y. Zhou, *Chem. Ind. For. Prod.*, 2017, **37**, 5, DOI: 10.3969/j.issn.0253-2417.2017.05.001.
- 24 R. W. Pekala, C. T. Alviso and J. D. LeMay, *Chemical Processing of Advanced Materials*, New York: Wiley, 1992, p. 671.
- 25 C. E. I. Torres, T. E. S. Quezada, O. V. Kharissova, B. I. Kharisov and M. I. G. de la Fuente, *J. Environ. Chem. Eng.*, 2021, **9**, 104886.
- 26 I. V. Elmanovich, M. S. Rubina and S. S. Abramchuk, *Dokl. Phys. Chem.*, 2020, **493**, 123.
- 27 W. J. Yang, D. C. Wu and R. W. Fu, *J. Appl. Polym. Sci.*, 2007, **106**, 2775.
- 28 M. Yu, J. Li and L. J. Wang, *Chem. Eng. J.*, 2017, **310**, 300.
- 29 B. S. Yang, K. Y. Kang and M. J. Jeong, *J. Korean Phys. Soc.*, 2017, **71**, 478.
- 30 H. Wang, H. Ben, H. Ruan, L. Zhang, Y. Pu, M. Feng, A. J. Ragauskas and B. Yang, *ACS Sustainable Chem. Eng.*, 2017, **5**, 1824–1830.
- 31 L. Zhang, G. Henrikssona and G. Gellerstedt, *Org. Biomol. Chem.*, 2003, **1**, 3621–3624, DOI: 10.1039/B306434D.
- 32 J. Ralph, C. Lapierre and W. Boerjan, *Curr. Opin. Biotechnol.*, 2019, **56**, 240–249, DOI: 10.1016/j.copbio.2019.02.019.
- 33 J. Hu and X. Jiang, *Energy Sources, Part A*, 2020, 1–13, DOI: 10.1080/15567036.2020.1860160.
- 34 T. M. Liitiä, S. L. Maunu, B. Hortling, M. Toikka and I. Kilpeläinen, *J. Agric. Food Chem.*, 2003, **51**, 2136–2143, DOI: 10.1021/jf0204349.
- 35 W. Zhang, J. Yin, C. Wang, L. Zhao, W. Jian, K. Lu, H. Lin, X. Qiu and H. N. Alshareef, *Small Methods*, 2021, **5**, 2100896, DOI: 10.1002/smt.202100896.
- 36 X. Shi, X. Wang, B. Tang, Z. Dai, K. Chen and J. Zhou, *J. Appl. Polym. Sci.*, 2018, **135**, 45580.
- 37 D. W. Lee, M. H. Jin, J. H. Park, Y. J. Lee and Y. C. Choi, *ACS Sustainable Chem. Eng.*, 2018, **6**, 10454–10462, DOI: 10.1021/acssuschemeng.8b01811.
- 38 L. I. Grishechko, G. Amaral-Labat, A. Szczurek, V. Fierro, B. N. Kuznetsov and A. Celzard, *Microporous Mesoporous Mater.*, 2013, **168**, 19.
- 39 C. A. Nunes, C. F. Lima, L. C. A. Barbosa, J. L. Colodette, A. F. G. Gouveia and F. O. Silverio, *Bioresour. Technol.*, 2010, **101**, 4056.



Review

- 40 Y. F. Zhang, C. Y. Zhao, W. K. Ong and X. H. Lu, *ACS Sustainable Chem. Eng.*, 2019, **7**, 403–411.
- 41 J. Xu, X. Y. Zhou, M. Z. Chen, S. K. Shi and Y. Z. Cao, *Microporous Mesoporous Mater.*, 2018, **265**, 258–265.
- 42 D. Lv, Y. Li and L. J. Wang, *Int. J. Biol. Macromol.*, 2020, **148**, 979–987.
- 43 S. Y. Geng, J. Y. Wei, S. Jonasson, J. Hedlund and K. Oksman, *ACS Appl. Mater. Interfaces*, 2020, **12**, 7432–7441.
- 44 Y. Meng, T. L. Liu, S. S. Yu, Y. Cheng, J. Lu and H. S. Wang, *Fuel*, 2020, **278**, 118376.
- 45 F. F. Li, X. L. Wang, T. Q. Yuan and R. C. Sun, *J. Mater. Chem. A*, 2016, **4**, 11888.
- 46 M. M. Zainol, N. A. S. Amin and M. Asmadi, *Bioresour. Technol.*, 2015, **190**, 44.
- 47 M. M. Zainol, N. A. S. Amin and M. Asmadi, *Renewable Energy*, 2019, **130**, 547.
- 48 D. K. Sam, E. K. Sam, A. Durairaj, X. M. Lv, Z. J. Zhou and J. Liu, *Carbohydr. Res.*, 2020, **491**, 107986.
- 49 O. A. T. Dias, D. R. Negrão, D. F. C. Gonçalves, I. Cesarino and A. L. Leão, 14th International Conference on Frontiers of Polymers and Advanced Materials, *Mol. Cryst. Liq. Cryst.*, 2017, **655**, 204.
- 50 D. Yu, K. Goh, H. Wang, L. Wei, W. Jiang, Q. Zhang, L. Dai and Y. Chen, *Nat. Nanotechnol.*, 2014, **9**, 555–562.
- 51 T. Kuilla, S. Bhadra, D. Yao, N. H. Kim, S. Bose and J. H. Lee, *Prog. Polym. Sci.*, 2010, **35**, 1350–1375.
- 52 J. Xu, X. Y. Zhou and M. Z. Chen, *Mater. Res. Express*, 2018, **5**, 095002.
- 53 J. Xu, X. Y. Zhou and M. Z. Chen, *Mater. Res. Express*, 2019, **6**, 065036.
- 54 D. Lv, T. C. Zhang, D. Y. Wang, J. Li and L. J. Wang, *Ind. Crops Prod.*, 2021, **170**, 113750.
- 55 S. Q. Guo, H. C. Li, X. Zhang, H. Nawaz, S. Chen, X. M. Zhang and F. Xu, *Carbon*, 2021, **174**, 500.
- 56 O. Brovko, I. Palamarchuk, N. Bogdanovich, A. Ivakhnov, D. Chukhchin, A. Malkov, A. Volkov, M. Arkhilin and N. Gorshkova, *Microporous Mesoporous Mater.*, 2019, **282**, 211.
- 57 X. Z. Xu, J. Zhou, D. H. Nagaraju, L. Jiang, V. R. Marinov, G. Lubineau, H. N. Alshareef and M. Oh, *Adv. Funct. Mater.*, 2015, **25**, 3193–3202.
- 58 M. F. Yan, W. X. Huang and Z. L. Li, *Int. J. Biol. Macromol.*, 2019, **136**, 927.
- 59 Q. B. Meng and J. Weber, *Chemosuschem*, 2014, **7**, 3312.
- 60 C. Z. Chen, F. F. Li, Y. R. Zhang, B. X. Wang, Y. M. Fan, X. L. Wang and R. C. Sun, *Chem. Eng. J.*, 2018, **350**, 173.
- 61 G. S. Rao, H. Nabipour, P. Zhang, X. Wang, W. Y. Xing, L. Song and Y. Hu, *J. Mater. Res. Technol.*, 2020, **9**, 4655.
- 62 X. Guo, S. Zhang and X. Q. Shan, *J. Hazard. Mater.*, 2008, **151**, 134.
- 63 M. Brdar, M. Šćiban, A. Takači and T. Došenović, *Chem. Eng. J.*, 2012, **183**, 108.
- 64 J. H. Lee and S. J. Park, *Carbon*, 2020, **163**, 1–18.
- 65 M. Li, Q. Zhang, B. Luo, C. Chen, S. Wang and D. Min, *Ind. Crops Prod.*, 2020, **145**, 111920.
- 66 M. M. Zainol, N. A. S. Amin and M. Asmadi, *Fuel Process. Technol.*, 2017, **167**, 431.
- 67 Z. H. Zeng, C. X. Wang, Y. F. Zhang, P. Y. Wang, S. I. S. Shahabadi, Y. M. Pei, M. J. Chen and X. H. Lu, *ACS Appl. Mater. Interfaces*, 2018, **10**, 8205.
- 68 Z. H. Chen, H. Zhuo, Y. J. Hu, H. h. Lai, L. X. Liu, L. X. Zhong and X. W. Peng, *Adv. Funct. Mater.*, 2020, **30**, 1910292.
- 69 K. M. Zhou, C. Z. Chen, M. Lei, Q. Gao, S. X. Nie, X. L. Liu and S. F. Wang, *RSC Adv.*, 2020, **10**, 2150.
- 70 G. J. Jiao, J. Ma, J. Zhang, J. Zhou and R. Sun, *Sci. Total Environ.*, 2022, **827**, 154343.

