

Showcasing research from the Mashima group, Graduate School of Engineering Science, Osaka University, Osaka, Japan.

Chromium-catalyzed cyclopropanation of alkenes with bromoform in the presence of 2,3,5,6-tetramethyl-1,4-bis(trimethylsilyl)-1,4-dihydropyrazine

Our cyclopropanation is described as flowers with the starting materials, CHBr_3 and $\text{H}_2\text{C}=\text{CHR}$, shown at the root of the flower. An organosilicon compound is the most important component in this reaction, which is shown as a butterfly on the flower.

As featured in:



See Hayato Tsurugi,
Kazushi Mashima *et al.*,
Chem. Sci., 2020, 11, 3604.

Cite this: *Chem. Sci.*, 2020, **11**, 3604

All publication charges for this article have been paid for by the Royal Society of Chemistry

Received 18th February 2020
Accepted 4th March 2020

DOI: 10.1039/d0sc00964d

rsc.li/chemical-science

Chromium-catalyzed cyclopropanation of alkenes with bromoform in the presence of 2,3,5,6-tetramethyl-1,4-bis(trimethylsilyl)-1,4-dihydropyrazine†

Hideaki Ikeda,^{ID} Kohei Nishi,^{ID} Hayato Tsurugi^{ID}* and Kazushi Mashima^{ID}*

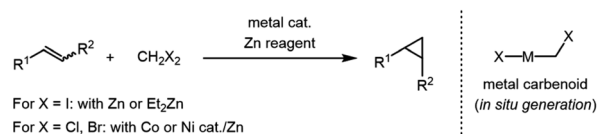
Chromium-catalyzed cyclopropanation of alkenes with bromoform was achieved to produce the corresponding bromocyclopropanes. In this catalytic cyclopropanation, an organosilicon reductant, 2,3,5,6-tetramethyl-1,4-bis(trimethylsilyl)-1,4-dihydropyrazine (**1a**), was indispensable for reducing $\text{CrCl}_3(\text{thf})_3$ to $\text{CrCl}_2(\text{thf})_3$, as well as for *in situ* generation of (bromomethylidene)chromium(III) species from (dibromomethyl)chromium(III) species. The (bromomethylidene)chromium(III) species are proposed to react spontaneously with alkenes to give the corresponding bromocyclopropanes. This catalytic cyclopropanation was applied to various olefinic substrates, such as allyl ethers, allyl esters, terminal alkenes, and cyclic alkenes.

Introduction

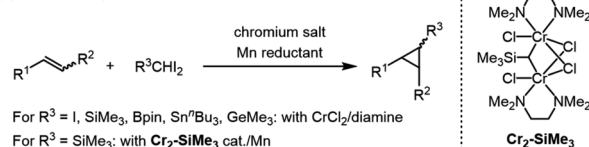
Cyclopropane is a strained three-membered carbocycle, and a common structural motif in pharmaceutical and biologically active compounds.¹ The synthesis of cyclopropanes from easily available starting materials is in high demand, and several stoichiometric synthetic protocols for the C3 ring have been developed: (1) classical reductive cyclization of 1,3-dihalopropanes or β -haloalkenes using metal-based reductants such as lithium and magnesium,² (2) cyclopropanation of alkenes using haloform (CHX_3) and a strong base in phase-transfer conditions to afford geminal dihalocyclopropanes,³ and (3) cyclopropanation of alkenes using nitrogen-, phosphonium-, and sulfur-ylides,⁴ *in situ*-generated zinc carbenoid from Zn reagents and CH_2I_2 (Simmons–Smith reaction),⁵ and *in situ*-generated chromium carbene species from excess amounts of CrCl_2 , diamine ligands, and RCH_2 .⁶ In contrast to these stoichiometric reactions, metal-catalyzed cyclopropanation of alkenes using diazomethane and its derivatives is an alternative effective protocol, despite the use of explosive diazomethane derivatives.⁷ To avoid the use of explosive compounds, the development of metal-catalyzed cyclopropanation reactions using non-explosive reagents was recently explored.⁸ Uyeda *et al.* reported that some nickel and cobalt complexes serve as catalysts for Simmons–Smith type reactions of alkenes with less

reactive CH_2Cl_2 and CH_2Br_2 in the presence of excess zinc powder (Fig. 1a).^{8f–8i} Takai *et al.* reported that chromium-catalyzed cyclopropanation of alkenes with Me_3SiCH_2 proceeds in the presence of catalytic amounts of chromium complex and excess Mn powder as a reducing reagent, from which *gem*-dichromiomethane complexes ($\text{Cr}_2\text{-SiMe}_3$) are isolated (Fig. 1b),^{9a} and, similarly, Anwander *et al.* isolated an iodomethyl-bridged dichromium complex by treating CrCl_2

(a) Zinc System (Simmons–Smith Type Reaction)



(b) Chromium System



(c) This Work

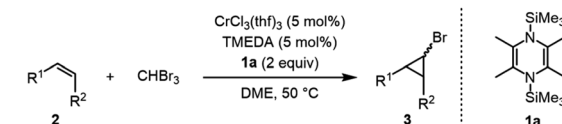


Fig. 1 Metal-assisted cyclopropanation of alkenes with di- and trihalomethanes; (a) cyclopropanation with excess zinc powder, (b) cyclopropanation with excess or catalytic amounts of chromium, and (c) bromocyclopropanation with catalytic amounts of chromium and organosilicon reductant **1a** (This Work).

Department of Chemistry, Graduate School of Engineering Science, Osaka University, Toyonaka, Osaka 560-8531, Japan. E-mail: mashima@chem.es.osaka-u.ac.jp; tsurugi@chem.es.osaka-u.ac.jp

† Electronic supplementary information (ESI) available. CCDC 1954370. For ESI and crystallographic data in CIF or other electronic format see DOI: 10.1039/d0sc00964d



with CHI_3 as a key intermediate species for cyclopropanation to give iodocyclopropanes.^{9b}

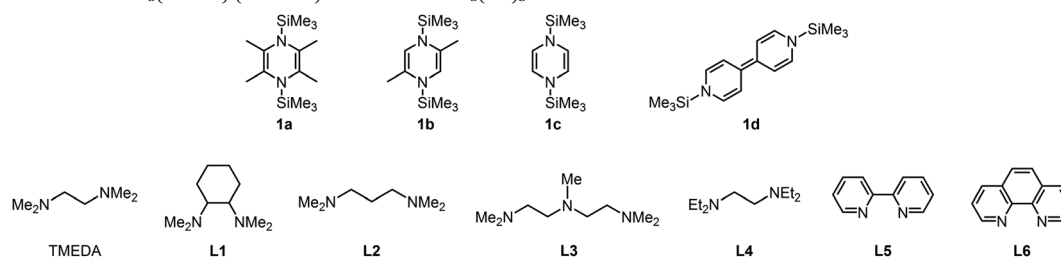
We have focused our attention on the versatility of a family of organosilicon-based reductants, 1,4-bis(trimethylsilyl)-1,4-dihydropyrazine derivatives and 1,1'-bis(trimethylsilyl)-4,4'-bipyridinylidene, as stoichiometric reagents for reducing not only transition metal complexes¹⁰ for reductive C–C bond formation without generating any metal-based waste,^{10b,10d} but also main group halides for producing multiple bonds between main group elements¹¹ and some oxo compounds, such as nitrobenzenes and sulfoxides, in a metal-free fashion to give respectively anilines and thioethers.^{12c,12d} Herein, we report that chromium(III) trichloride with *N,N,N',N'*-tetramethylethylenediamine (TMEDA) served as a catalyst for the cyclopropanation of alkenes with bromoform in combination with 2,3,5,6-tetramethyl-1,4-bis(trimethylsilyl)-1,4-dihydropyrazine (**1a**) to obtain synthetically useful bromocyclopropanes in high yield (Fig. 1c).¹³

Results and discussion

We then screened conditions by tuning reductants, additives, and supporting ligands to optimize the chromium-catalyzed cyclopropanation of allyl benzyl ether (**2a**) with bromoform as a model reaction, and the results are summarized in Table 1. When we used a 1 : 1 mixture of $\text{CrCl}_3(\text{thf})_3$ (5 mol%) and TMEDA (5 mol%) in the presence of **1a** (2 equiv.) in 1,2-dimethoxyethane (DME) at 50 °C for 24 h, bromocyclopropane **3a** was obtained in 98% yield with high *trans* (89%) selectivity (entry 1). Cyclopropanation at 25 °C resulted in a slightly lower yield (81%) of **3a** with almost the same *trans* selectivity (entry 1 vs. 2). No cyclopropanation product was obtained when organosilicon compounds **1b–d** were used as the reducing reagents (entries 3–5), although **1b–d** reduced $\text{CrCl}_3(\text{thf})_3$ to CrCl_2 , probably due to coordination of the reduction byproducts, 2,5-dimethylpyrazine (from **1b**), pyrazine (from **1c**), and 4,4'-bipyridyl (from **1d**), to the chromium center, as confirmed by the inhibition of the catalytic reaction when pyrazine was added under the standard

Table 1 Optimization study of reaction conditions^a

Entry	Variation from standard condition	Yield (%) ^b	<i>trans</i> : <i>cis</i> ^b
1	None	98 (93) ^c	89 : 11
2	25 °C, 24 h	81	90 : 10
3	1b (2 equiv.) instead of 1a	0	N/A
4	1c (2 equiv.) instead of 1a	0	N/A
5	1d (2 equiv.) instead of 1a	0	N/A
6	TDAE (2 equiv.) instead of 1a	0	N/A
7	Zn (6 equiv.) instead of 1a	0	N/A
8	Mn (6 equiv.) instead of 1a	0	N/A
9	Addition of ZnCl_2 (2 equiv.)	0	N/A
10	Addition of MnCl_2 (2 equiv.)	56	87 : 13
11	Without TMEDA	7	71 : 29
12	L1 (5 mol%) instead of TMEDA	97	90 : 10
13	L2 (5 mol%) instead of TMEDA	7	57 : 43
14	L3 (5 mol%) instead of TMEDA	0	N/A
15	L4 (5 mol%) instead of TMEDA	8	>99 : 1
16	L5 (5 mol%) instead of TMEDA	0	N/A
17	L6 (5 mol%) instead of TMEDA	0	N/A
18	$\text{CrCl}_3(\text{tmeda})$ (5 mol%) instead of $\text{CrCl}_3(\text{thf})_3$ and TMEDA	90	88 : 12



^a Reaction condition: **2a** (0.1 mmol), bromoform (2 equiv.), $\text{CrCl}_3(\text{thf})_3$ (5 mol%), ligand (5 mol%), and reductant (above-mentioned amount) in 1,2-dimethoxyethane (DME, 0.10 M) at 50 °C for 24 hours. ^b Determined by ¹H NMR analysis using 1,3,5-trimethoxybenzene as an internal standard. ^c Isolated yield. TDAE: tetraakis(dimethylamino)ethylene.



conditions. Screening of several multidentate nitrogen-based ligands revealed that TMEDA was the best ligand for this catalytic reaction (entry 1 vs. 12–17; amines, phosphines, and other ligands in ESI†). Notably, no reaction was observed when using typical organic and inorganic reductants, such as tetrakis(dimethylamino)ethylene (TDAE), Zn, and Mn powder (entries 6–8). The coordination of TMEDA to the chromium center was essentially required to produce the catalytic activity: the addition of either ZnCl₂ (2 equiv.) or MnCl₂ (2 equiv.) to the standard reaction conditions resulted in no reaction (entry 9) or lowered the yield of **3a** (entry 10), respectively, due to the removal of TMEDA from the chromium center,^{9a} while under ligand-free conditions, the yield of **3a** decreased significantly (entry 11). When isolated CrCl₃(tmEDA) (5 mol%) was used as the catalyst, the yield of **3a** was comparable with that of the *in situ* CrCl₃(thf)₃ and TMEDA system (entry 18).

With the optimized reaction conditions in hand, we analyzed the substrate scope of the alkenes (Table 2). Allyl phenyl ether (**2b**) was converted to the corresponding bromocyclopropane **3b** in 92% yield with high *trans* selectivity. Other allyl aryl ethers **2c–g** with electron-withdrawing and -donating substituents on the phenyl ring were transformed to the corresponding cyclopropanes **3c–g** in moderate to high yields, with a cyano group or halogen atoms at the *para*-position of the aryl ring remaining intact during the cyclopropanation reaction. Reaction of CHBr₃ with allyl butyl ether (**2h**) afforded **3h** in 81% yield with a *trans*:*cis* ratio of 87:13. The carbonyl group also tolerated the reductive conditions to produce cyclopropanes; benzoyl-substituted alkene **2i** was converted to **3i** in 75% yield, while allyl carbonate **2j**, which is typically used for allylic substitution of nucleophiles, afforded **3j** in 60% yield without any decomposition of **2j**. Allylamine **2k** was also applicable and the corresponding cyclopropylmethylamine **3k** was obtained in 64% yield. Simple α -olefins, such as allylbenzene **2l**, 5-hexenyl acetate **2m**, 1-octene **2n**, and vinylcyclohexane **2o**, gave the corresponding cyclopropanes **3l–o** in good yield. When we applied substrates possessing two olefinic moieties, a terminal and mono-substituted olefinic part was selectively cyclopropanated to give **3p** and **3q** in moderate yield. Internal alkenes with *cis*-configuration were also applicable to our catalytic system: *cis*-1,4-diacetoxy-2-butene (**2r**) showed a moderate reactivity to give the corresponding cyclopropane **3r** in 47% yield, while some cyclic alkenes such as cycloheptene (**2s**), cyclooctene (**2t**) and acenaphthylene (**2u**) were applicable to afford polycyclic compounds **3s**, **3t**, and **3u** in moderate to high yields, though debromination of initially formed bromocyclopropane might be involved for the formation of **3u**. Other olefins such as styrene, 1,1-disubstituted alkenes, acyclic internal alkenes, and dienes were not applicable in this cyclopropanation reaction (see ESI† for the limitations of this cyclopropanation).

In addition to bromoform, other trihalomethanes were applicable to the catalytic cyclopropanation. It was noteworthy that, in the reactions of **2a** with both CHClBr₂ and CHCl₂Br, the same bromocyclopropane **3a** was obtained as the major product in 84% and 66% yield, respectively, along with chlorocyclopropane as a minor product, although it was much easier to cleave the C–Br bond than the C–Cl bond (Scheme 1a).¹⁴

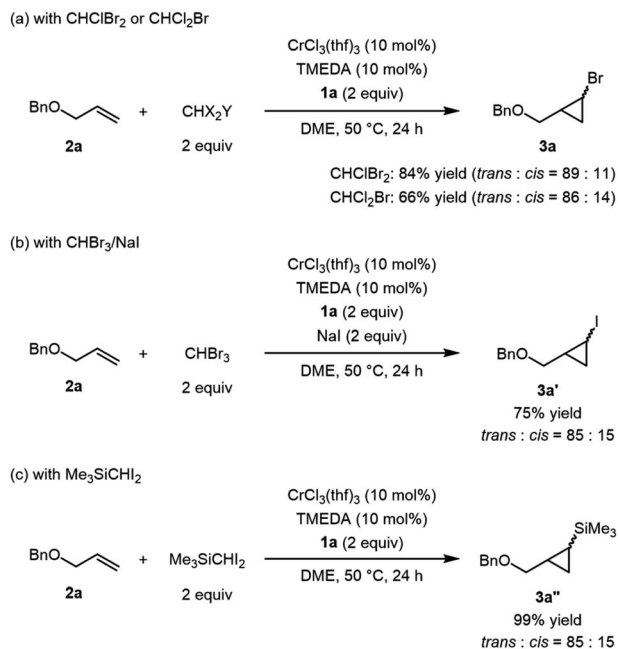
Table 2 Scope of substrates^a

Reaction Scheme	

^a Standard reaction condition: **2** (0.4 mmol), bromoform (0.8 mmol, 2 equiv.), CrCl₃(thf)₃ (0.02 mmol, 5 mol%), TMEDA (5 mol%), and **1a** (0.8 mmol, 2 equiv.) in 1,2-dimethoxyethane (DME, 4 mL) at 50 °C for 24 hours. ^b CrCl₃(thf)₃/TMEDA: 10 mol%. ^c NMR yield. Isolated yields after purification by flash column chromatography are noted.

Direct synthesis of iodocyclopropane was not accessible under the optimized conditions with CHI₃, while cyclopropanation using CHBr₃ in the presence of NaI (2 equiv.) produced iodocyclopropane **3a'** instead of **3a** in 75% yield (Scheme 1b). When





Scheme 1 Cyclopropanation using tri- and dihalomethanes. (a) Reaction with CHClBr_2 and CHCl_2Br . (b) Reaction with CHBr_3 in the presence of NaI. (c) Reaction with $\text{Me}_3\text{SiCHI}_2$.

$\text{Me}_3\text{SiCHI}_2$ was used as a C1 source, corresponding silyl-substituted cyclopropane **3a''** was obtained in quantitative yield (Scheme 1c).

To elucidate the reaction mechanism, we carried out a kinetic study for the formation of **3a**, and the resulting data were analyzed by variable time normalization analysis (see ESI†).¹⁵ The overall reaction rate did not change with various concentrations of chromium catalyst (0.004–0.01 M) and alkene **2a** (0.08–0.12 M), giving a rate dependence of $[\text{Cr}]^0[\text{2a}]^0$, which is in sharp contrast to the report of Takai *et al.* who found that chromium-catalyzed cyclopropanation with $\text{Me}_3\text{SiCHI}_2$ obeys first-order dependence on the concentrations of both a chromium carbene complex and **2a**, giving a rate dependence of $[\text{Cr}]^1[\text{2a}]^1$.^{9a} Such a difference was further observed in the reaction profile; no induction period was observed under the various reaction conditions.¹⁶

Next, to understand how **1a** functioned to generate a catalytically active species, we performed some control experiments. Direct activation of CHBr_3 by **1a** was excluded because no significant rate acceleration was observed when a mixture of CHBr_3 and **1a** was pre-treated by stirring at 50 °C for 1 hour before adding the chromium catalyst (see ESI†). Although we tried repeatedly to isolate the dichromium species having a bridging bromomethyl group, the target complex could not be isolated and characterized, probably due to the instability of the bromomethyl-bridged dichromium species (see ESI†). In previous reports, however, *gem*-dichromiomethane complexes ($\text{Cr}_2\text{-X}$) was isolated as key intermediates prior to generating reactive mononuclear carbene species *via* disproportionation (Fig. 2). Takai *et al.* reported the first example of an isolated *gem*-dichromiomethane complex ($\text{Cr}_2\text{-SiMe}_3$) by introducing a bulky trimethylsilyl-substituent on a carbon atom of diiodomethane, from which silylcyclopropanes

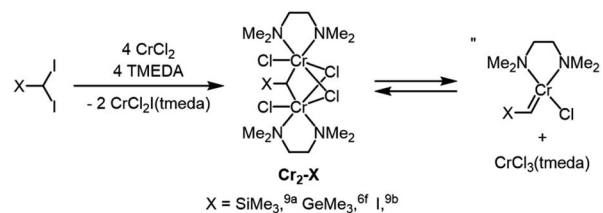
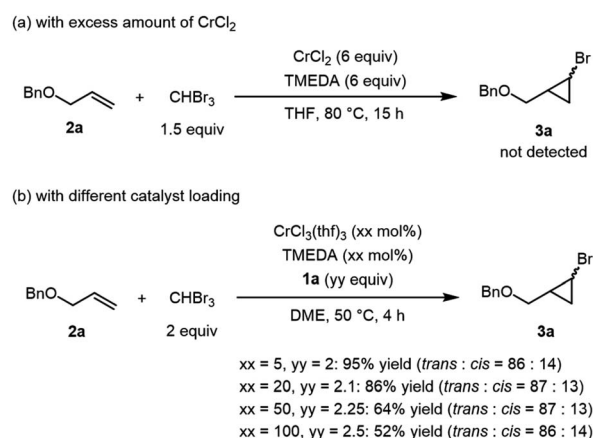


Fig. 2 Proposed reaction pathway for chromium carbene species from isolated dichromium complexes by Takai *et al.* and Anwender *et al.*

were obtained upon treatment with alkenes. The related germanium derivative, $\text{Cr}_2\text{-GeMe}_3$, was also isolated and used for cyclopropanation. Anwender *et al.* independently observed the formation of a *gem*-dichromiomethane complex ($\text{Cr}_2\text{-I}$) from the reaction of CrCl_2 and CHI_3 at low temperature.

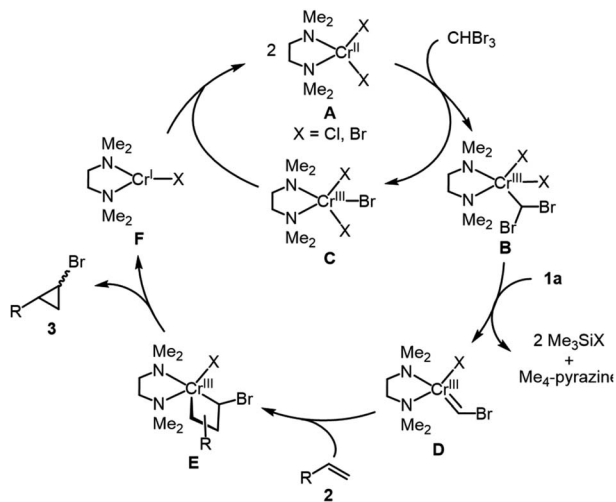
We next conducted a stoichiometric cyclopropanation reaction of alkene **2a** with bromoform in the presence of excess CrCl_2 (Scheme 2). The desired cyclopropane **3a** was not obtained even at 80 °C (Scheme 2a), although formation of the corresponding cyclopropanes was observed when iodoform and diiodomethane derivatives were used. Moreover, under the catalytic conditions using **1a**, the yield of **3a** gradually decreased as the catalyst loading was increased from 5 to 100 mol% (Scheme 2b). The lower product yield caused by increasing the amount of the chromium salt suggested that involvement of *gem*-dichromiomethane species was less likely in our metal-salt free system with **1a** compared with other chromium-catalyzed cyclopropanation developed by Takai *et al.*

On the basis of these findings, we propose the reaction mechanism shown in Scheme 3. The initial step is the activation of bromoform by chromium(II) species **A** to form (dibromomethyl)chromium(III) species **B** accompanied by the formation of an equimolar amount of chromium(III) trihalide **C**, which can be reduced by **1a** or *in situ*-generated chromium(I) halide **F** (*vide infra*). Species **B** is dehalogenated by **1a** to afford (bromomethylidene)chromium(III) **D** along with the elimination of $\text{Me}_4\text{pyrazine}$ and 2 equiv. of Me_3SiX ($\text{X} = \text{Cl}, \text{Br}$), whose reactivity is assumed due to the reductive dehalogenation of vicinal

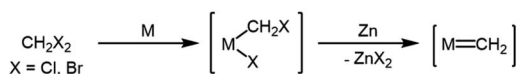


Scheme 2 Control experiments. (a) Reaction in the presence of excess amount of CrCl_2 . (b) Reaction with different catalyst loading.





Dehalogenation of metal carbenoid by zinc (Previous Work)^{8b,8h}



Scheme 3 Proposed reaction mechanism.

dihaloalkanes by the organosilicon-based reductant **1d** leading to the formation of alkenes.^{12a} In addition, the generation of metal carbene species by the dehalogenation of metal carbenoids with zinc powder was proposed for nickel- or cobalt-catalyzed cyclopropanation of alkenes with dibromomethane or dichloromethane (Scheme 3).^{8b,8h} Finally, the reaction of **D** with alkenes gives 4-membered metallacycle **E**, whose reductive elimination affords the desired bromocyclopropane together with a low valent nascent chromium(I) species **F**. The resulting **F** reacts with chromium(III) trihalide **C** to regenerate chromium(II) species **A** through comproportionation. Accordingly, **1a** has dual functions to reduce not only a catalyst precursor, CrCl₃(tmeda), at the initial step, but also mainly the chromium(III) species **B** for generating mononuclear chromium carbene species **D** as a key intermediate.

Conclusions

In summary, we developed chromium-catalyzed bromocyclopropanation of alkenes with bromoform using an organosilicon-based reductant **1a**. The desired bromocyclopropanes were obtained in moderate to high yields with good *trans* selectivity, and the reaction was applicable to allyl ether derivatives, allyl carbonate, allylamine, and simple α -olefins. Control experiments suggested that **1a** played an important role in reducing the (dibromomethyl)chromium(III) species to generate mononuclear (bromomethylidene)chromium(III) as a key intermediate. Further exploration to discover the unique metal salt-free reductive transformation of organic compounds is ongoing in our laboratory.

Conflicts of interest

The author declares no conflict of interest.

Acknowledgements

H. I. thanks the financial support by the JSPS Research Fellowships for Young Scientists. This work was supported by JSPS KAKENHI Grant No. JP26708012 (Grant-in-Aid for Young Scientist (A)) to H. T. and JP15H05808 (Precisely Designed Catalysis with Customized Scaffolding) to K. M.

Notes and references

- (a) H.-U. Reissig and R. Zimmer, *Chem. Rev.*, 2003, **103**, 1151; (b) H. Lebel, J.-F. Marcoux, C. Molinaro and A. B. Charette, *Chem. Rev.*, 2003, **103**, 977; (c) H. Pellissier, *Tetrahedron*, 2008, **64**, 7041; (d) D. Y.-K. Chen, R. H. Powner and J.-A. Richard, *Chem. Soc. Rev.*, 2012, **41**, 4631; (e) P. Tang and Y. Qin, *Synthesis*, 2012, **44**, 2969; (f) R. D. Taylor, M. MacCoss and A. D. G. Lawson, *J. Med. Chem.*, 2014, **57**, 5845; (g) C. Ebner and E. M. Carreira, *Chem. Rev.*, 2017, **117**, 11651.
- (a) H. C. Brown and K. A. Keblys, *J. Am. Chem. Soc.*, 1964, **86**, 1791; (b) L. Kaplan, *J. Am. Chem. Soc.*, 1967, **89**, 1753; (c) J. Barluenga, J. Florez and M. Yus, *Synthesis*, 1983, 647; (d) W. F. Bailey and Y. Tao, *Tetrahedron Lett.*, 1997, **38**, 6157; (e) R. A. Aitken, P. K. G. Hodgson, J. J. Morrison and A. O. Oyewale, *J. Chem. Soc., Perkin Trans. 1*, 2002, **1**, 402.
- (a) W. V. E. Doering and K. Hoffmann, *J. Am. Chem. Soc.*, 1954, **76**, 6162; (b) M. Mąkosza and M. Wawrzyniewicz, *Tetrahedron Lett.*, 1969, 4659; (c) M. Fedoryński, W. Ziolkowska and A. Jończyk, *J. Org. Chem.*, 1993, **58**, 6120; (d) X. Creary, Z. Jiang, M. Butchko and K. McLean, *Tetrahedron Lett.*, 1996, **37**, 579; (e) M. Lahrech, S. Hacini, J.-L. Parrain and M. Santelli, *Tetrahedron Lett.*, 1997, **38**, 3395; (f) M. N. Masuno, D. M. Young, A. C. Hoepker, C. K. Skepper and T. F. Molinski, *J. Org. Chem.*, 2005, **70**, 4162; (g) T. N. Grant and F. G. West, *J. Am. Chem. Soc.*, 2006, **128**, 9348; (h) M. Fedoryński, *Chem. Rev.*, 2003, **103**, 1099.
- (a) P. A. Grieco and R. S. Finkelhor, *Tetrahedron Lett.*, 1972, **13**, 3781; (b) H. Fauduet and R. Burgada, *Synthesis*, 1980, 642; (c) S. Kojima, K. Fujimoto, Y. Shinohara, M. Shimizu and K. Ohkata, *Tetrahedron Lett.*, 2000, **41**, 9847; (d) C. D. Papageorgiou, S. V. Ley and M. J. Gaunt, *Angew. Chem., Int. Ed.*, 2003, **42**, 828; (e) X.-M. Deng, P. Cai, S. Ye, X.-L. Sun, W.-W. Liao, K. Li, Y. Tang, Y.-D. Wu and L.-X. Dai, *J. Am. Chem. Soc.*, 2006, **128**, 9730; (f) S. Lakhdar, R. Appel and H. Mayr, *Angew. Chem., Int. Ed.*, 2009, **48**, 5034; (g) N. Kanomata, R. Sakaguchi, K. Sekine, S. Yamashita and H. Tanaka, *Adv. Synth. Catal.*, 2010, **352**, 2966; (h) R. Appel, N. Hartmann and H. Mayr, *J. Am. Chem. Soc.*, 2010, **132**, 17894; (i) B.-H. Zhu, R. Zhou, J.-C. Zheng, X.-M. Deng, X.-L. Sun, Q. Shen and Y. Tang, *J. Org. Chem.*, 2010, **75**, 3454; (j) T. Ferrary, E. David, G. Milanole, T. Besset, P. Jubault and X. Pannecoucke, *Org. Lett.*, 2013, **15**, 5598; (k) A.-H. Li, L.-X. Dai and V. K. Aggarwal, *Chem. Rev.*, 1997, **97**, 2341.
- (a) H. E. Simmons and R. D. Smith, *J. Am. Chem. Soc.*, 1959, **81**, 4256; (b) J. Furukawa, N. Kawabata and J. Nishimura, *Tetrahedron Lett.*, 1966, **7**, 3353; (c) J. Furukawa, N. Kawabata



- and J. Nishimura, *Tetrahedron*, 1968, **24**, 53; (d) A. B. Charette and N. Wilb, *Synlett*, 2002, 176; (e) M. Nakamura, A. Hirai and E. Nakamura, *J. Am. Chem. Soc.*, 2003, **125**, 2341; (f) J. Long, Y. Yuan and Y. Shi, *J. Am. Chem. Soc.*, 2003, **125**, 13632; (g) L.-P. B. Beaulieu, J. F. Schneider and A. B. Charette, *J. Am. Chem. Soc.*, 2013, **135**, 7819; (h) S. Taillemaud, N. Diercxsens, A. Gagnon and A. B. Charette, *Angew. Chem., Int. Ed.*, 2015, **54**, 14108; (i) G. Benoit and A. B. Charette, *J. Am. Chem. Soc.*, 2017, **139**, 1364.
- 6 (a) K. Takai, S. Toshikawa, A. Inoue and R. Kokumai, *J. Am. Chem. Soc.*, 2003, **125**, 12990; (b) K. Takai, M. Hirano and S. Toshikawa, *Synlett*, 2004, 1347; (c) J. M. Concellón, H. Rodríguez-Solla, C. Méjica, E. G. Blanco, S. García-Granda and M. R. Díaz, *Org. Lett.*, 2008, **10**, 349; (d) J. M. Concellón, H. Rodríguez-Solla, C. Méjica, E. G. Blanco, S. García-Granda and M. R. Díaz, *J. Org. Chem.*, 2008, **73**, 3828; (e) M. Murai, C. Mizuta, R. Taniguchi and K. Takai, *Org. Lett.*, 2017, **19**, 6104; (f) M. Murai, R. Taniguchi, C. Mizuta and K. Takai, *Org. Lett.*, 2019, **21**, 2668.
- 7 For selected reviews, see: (a) G. Mass, *Chem. Soc. Rev.*, 2004, **33**, 183; (b) A. Ford, H. Miel, A. Ring, C. N. Slattery, A. R. Maguire and M. A. McKerverey, *Chem. Rev.*, 2015, **115**, 9981; (c) S. H. Goh, L. E. Closs and G. L. Closs, *J. Org. Chem.*, 1969, **34**, 25; (d) D. S. Crumrine, T. J. Haberkamp and D. Suther, *J. Org. Chem.*, 1975, **40**, 2274; Ruthenium: (e) H. Nishiyama, Y. Itoh, H. Matsumoto, S.-B. Park and K. Itoh, *J. Am. Chem. Soc.*, 1994, **116**, 2223; (f) H. Nishiyama, S.-B. Park, M. Haga, K. Aoki and K. Itoh, *Chem. Lett.*, 1994, 1111; (g) S. Chanthamath, S. Takai, K. Shibatomi and S. Iwasa, *Angew. Chem., Int. Ed.*, 2013, **52**, 5818; Rhodium: (h) W. Hu, D. J. Timmons and M. P. Doyle, *Org. Lett.*, 2002, **4**, 901; (i) D. Marcoux and A. B. Charette, *Angew. Chem., Int. Ed.*, 2008, **47**, 10155; (j) D. Marcoux, S. Azzi and A. B. Charette, *J. Am. Chem. Soc.*, 2009, **131**, 6970; (k) A. Pons, P. Ivashkin, T. Poisson, A. B. Charette, X. Pannecoucke and P. Jubault, *Chem.-Eur. J.*, 2016, **22**, 6239; Cobalt: (l) T. Uchida, B. Saha and T. Katsuki, *Tetrahedron Lett.*, 2001, **42**, 2521; (m) Y. Chen, K. B. Fields and X. P. Zhang, *J. Am. Chem. Soc.*, 2004, **126**, 14718; (n) M. P. Doyle, *Angew. Chem., Int. Ed.*, 2009, **48**, 850; Copper: (o) H. Nozaki, S. Moriuti, M. Yamabe and R. Noyori, *Tetrahedron Lett.*, 1966, **1**, 59; (p) R. E. Lowenthal, A. Abiko and S. Masamune, *Tetrahedron Lett.*, 1990, **31**, 6005; (q) D. A. Evans, K. A. Woerpel, M. M. Hinman and M. M. Faul, *J. Am. Chem. Soc.*, 1991, **113**, 726; (r) C. Mazet, V. Kohler and A. Pfaltz, *Angew. Chem., Int. Ed.*, 2005, **44**, 4888.
- 8 (a) H. Kanai and N. Hiraki, *Chem. Lett.*, 1979, 761; (b) H. Kanai, N. Hiraki and S. Iida, *Bull. Chem. Soc. Jpn.*, 1983, **56**, 1025; (c) S. Sengmany, E. Léonel, J. P. Paugam and J.-Y. Nédélec, *Tetrahedron*, 2002, **58**, 271; (d) K. Fujii, T. Misaki and T. Sugimura, *Chem. Lett.*, 2014, **43**, 634; (e) J. Xu, N. B. Samsuri and H. A. Duong, *Chem. Commun.*, 2016, **52**, 3372; (f) Y.-Y. Zhou and C. Uyeda, *Angew. Chem., Int. Ed.*, 2016, **55**, 3171; (g) S. Pal, Y.-Y. Zhou and C. Uyeda, *J. Am. Chem. Soc.*, 2017, **139**, 11686; (h) J. Werth and C. Uyeda, *Angew. Chem., Int. Ed.*, 2018, **57**, 13902; (i) J. Werth and C. Uyeda, *Chem. Sci.*, 2018, **9**, 1604; (j) C. M. Farley, Y.-Y. Zhou, N. Banka and C. Uyeda, *J. Am. Chem. Soc.*, 2018, **140**, 12710.
- 9 (a) M. Murai, R. Taniguchi, N. Hosokawa, Y. Nishida, H. Mimachi, T. Oshiki and K. Takai, *J. Am. Chem. Soc.*, 2017, **139**, 13184; (b) D. Werner and R. Anwander, *J. Am. Chem. Soc.*, 2018, **140**, 14334.
- 10 (a) T. Saito, H. Nishiyama, H. Tanahashi, K. Kawakita, H. Tsurugi and K. Mashima, *J. Am. Chem. Soc.*, 2014, **136**, 5161; (b) T. Yurino, Y. Ueda, Y. Shimizu, S. Tanaka, H. Nishiyama, H. Tsurugi, K. Sato and K. Mashima, *Angew. Chem., Int. Ed.*, 2015, **54**, 14437; (c) H. Tanahashi, H. Ikeda, H. Tsurugi and K. Mashima, *Inorg. Chem.*, 2016, **55**, 1446; (d) Y. Ueda, N. Tsujimoto, T. Yurino, H. Tsurugi and K. Mashima, *Chem. Sci.*, 2019, **10**, 994; For recent reviews, see: (e) H. Tsurugi and K. Mashima, *Chem.-Eur. J.*, 2019, **25**, 913; (f) H. Tsurugi and K. Mashima, *Acc. Chem. Res.*, 2019, **52**, 769.
- 11 P. K. Majhi, H. Ikeda, T. Sasamori, H. Tsurugi, K. Mashima and N. Tokitoh, *Organometallics*, 2017, **36**, 1224.
- 12 (a) S. Rej, S. Pramanik, H. Tsurugi and K. Mashima, *Chem. Commun.*, 2017, **53**, 13157; (b) S. Pramanik, S. Rej, S. Kando, H. Tsurugi and K. Mashima, *J. Org. Chem.*, 2018, **83**, 2409; (c) A. Bhattacharjee, H. Hosoya, H. Ikeda, K. Nishi, H. Tsurugi and K. Mashima, *Chem.-Eur. J.*, 2018, **24**, 11278; (d) A. Bhattacharjee, H. Hosoya, T. Yurino, H. Tsurugi and K. Mashima, *Chem. Lett.*, 2019, **48**, 888.
- 13 (a) G. F. Meils and I. R. Doyle, *J. Org. Chem.*, 1985, **50**, 3713; (b) A. Inoue, J. Kondo, H. Shinokubo and K. Oshima, *Chem.-Eur. J.*, 2002, **8**, 1730; (c) E. Thomas, A. N. Kasatkin and R. J. Whitby, *Tetrahedron Lett.*, 2006, **47**, 9181; For recent reports using bromocyclopropanes for cross-coupling reactions, see: (d) J.-H. Liu, C.-T. Yang, X.-Y. Lu, Z.-Q. Zhang, L. Xu, M. Cui, X. Lu, B. Xiao, Y. Fu and L. Liu, *Chem.-Eur. J.*, 2014, **20**, 15334; (e) P. M. P. Garcia, T. D. Franco, A. Epenoy, R. Scopelliti and X. Hu, *ACS Catal.*, 2016, **6**, 258; (f) P. Zhang, C. C. Le and D. W. C. MacMillan, *J. Am. Chem. Soc.*, 2016, **138**, 8084; (g) C. P. Johnston, R. T. Smith, S. Allmendinger and D. W. C. MacMillan, *Nature*, 2016, **536**, 322; (h) C. Le, Y. Liang, R. W. Evans, X. Li and D. W. C. MacMillan, *Nature*, 2017, **547**, 79.
- 14 K. Takai, K. Nitta and K. Utimoto, *J. Am. Chem. Soc.*, 1986, **108**, 7408. Halogen exchange on the methine carbon for (dibromomethyl)chromium(III) intermediate, $\text{Cl}_2\text{Cr}(\text{CHBr}_2)$, was also observed in CrCl_2 -mediated carbonyl olefination of benzaldehyde with bromoform: both of β -chlorostyrene and β -bromostyrene were obtained.
- 15 (a) J. Burés, *Angew. Chem., Int. Ed.*, 2016, **55**, 2028; (b) J. Burés, *Angew. Chem., Int. Ed.*, 2016, **55**, 16084.
- 16 In chromium-catalyzed cyclopropanation reported by Takai *et al.* (ref. 9a), the induction period (*ca.* 1 hour) was observed due to the slow rate of formation of a reactive chromium carbene species from $\text{Cr}_2\text{-SiMe}_3$ via disproportionation when the amount of $\text{Cr}_2\text{-SiMe}_3$ cat. was less than 30 mol%. No induction period in our system indicated that dinuclear chromium intermediate was not included in the catalytic cycle.

