



Cite this: *Phys. Chem. Chem. Phys.*,  
2020, 22, 16843

# Calculations of quantum tunnelling rates for muonium reactions with methane, ethane and propane

Gabriel Laude,<sup>a</sup> Danilo Calderini,<sup>a</sup> Ralph Welsch<sup>b</sup> and  
Jeremy O. Richardson<sup>\*,a</sup>

Thermal rate constants for  $\text{Mu} + \text{CH}_4$ ,  $\text{Mu} + \text{C}_2\text{H}_6$  and  $\text{Mu} + \text{C}_3\text{H}_8$  and their equivalent reactions with H were evaluated with *ab initio* instanton rate theory. The potential-energy surfaces are fitted using Gaussian process regression to high-level electronic-structure calculations evaluated around the tunnelling pathway. This method was able to successfully reproduce various experimental measurements for the rate constant of these reactions. However, it was not able to reproduce the faster-than-expected rate of  $\text{Mu} + \text{C}_3\text{H}_8$  at 300 K reported by Fleming *et al.* [*Phys. Chem. Chem. Phys.*, 2015, **17**, 19901 and *Phys. Chem. Chem. Phys.*, 2020, **22**, 6326]. Analysis of our results indicates that the kinetic isotope effect at this temperature is not significantly influenced by quantum tunnelling. We consider many possible factors for the discrepancy between theory and experiment but conclude that in each case, the instanton approximation is unlikely to be the cause of the error. This is in part based on the good agreement we find between the instanton predictions and new multiconfigurational time-dependent Hartree (MCTDH) calculations for  $\text{Mu} + \text{CH}_4$  using the same potential-energy surface. Further experiments will therefore be needed to resolve this issue.

Received 10th March 2020,  
Accepted 3rd July 2020

DOI: 10.1039/d0cp01346c

[rsc.li/pccp](http://rsc.li/pccp)

## 1 Introduction

Kinetic isotope effects (KIEs) are a useful probe of the mechanism of chemical reactions. Comparing experimental results and theoretical predictions can also provide a stress-test for the accuracy of potential-energy surfaces (PESs) and various approximations to quantum dynamics.<sup>1–13</sup> Muonium ( $\text{Mu} = \mu^+e^-$ ) is an exotic isotope of hydrogen, with a mass about 9 times smaller than H.<sup>14</sup> Due to this very light mass, comparison of the rates of H + Y reactions with Mu + Y (where Y is a member of the family of alkanes:  $\text{CH}_4$ ,  $\text{C}_2\text{H}_6$ ,  $\text{C}_3\text{H}_8$ , *etc.*) are expected to result in strong kinetic isotope effects.

Experiments on  $\text{Mu} + \text{CH}_4$  and  $\text{Mu} + \text{C}_2\text{H}_6$  show inverse kinetic isotope effects which become more pronounced with decreasing temperature.<sup>15,16</sup> If  $\text{Mu} + \text{C}_3\text{H}_8$  followed this same behaviour, one would expect the rate to be on the order of 1000 less than the reaction with H at 300 K. However, experimental investigations of the  $\text{Mu} + \text{C}_3\text{H}_8$  reaction by Fleming *et al.*<sup>17</sup> reveal an anomalous KIE at 300 K, wherein the rate is measured to be almost as fast as that of H +  $\text{C}_3\text{H}_8$ . The experiments were recently repeated using a more sensitive technique<sup>18</sup> which

confirmed the result at 300 K and provided further data at temperatures up to 435 K, which also demonstrated unexpected KIEs. Similar behaviour was also seen for  $\text{Mu} + n\text{-C}_4\text{H}_{10}$ , although data is less reliable for this reaction and we will thus concentrate on the  $\text{Mu} + \text{C}_3\text{H}_8$  case. It was proposed that the rates of the reactions with muonium are considerably sped-up due to tunnelling effects, and it is one aim of this work to test this suggestion.

We first perform transition-state theory (TST) calculations using high-level electronic-structure calculations based on coupled-cluster theory with explicit correlation.<sup>19</sup> We show that these reproduce the high-temperature ( $T \gtrsim 500$  K) experimental rates (where available) for all H + Y reactions as well as  $\text{Mu} + \text{CH}_4$  and  $\text{Mu} + \text{C}_2\text{H}_6$  and hence the observed KIEs for these two reactions. Analysis of the TST formula shows that these KIEs are mostly due to zero-point energy corrections of the effective barrier height and to a lesser extent due to minor changes in the translational and rotational partition functions.

In order to correctly predict the reaction rate constant for these reactions at low temperature ( $T \lesssim 300$  K), a rate theory is required which takes into account quantum tunnelling. We apply the ring-polymer instanton approach,<sup>20–24</sup> which is a form of semiclassical transition-state theory.<sup>25,26</sup> It has been successfully applied to study quantum tunnelling in a wide variety of chemical processes.<sup>5,8–10,23,27–39</sup>

The instanton is defined as the optimal tunnelling pathway which traverses the barrier region. This pathway is found using

<sup>a</sup> Laboratory of Physical Chemistry, ETH Zürich, Switzerland.  
E-mail: [jeremy.richardson@phys.chem.ethz.ch](mailto:jeremy.richardson@phys.chem.ethz.ch)

<sup>b</sup> Center for Free-Electron Laser Science, Deutsches Elektronen-Synchrotron, Hamburg, Germany



a discretisation into  $N$  ring-polymer beads and by locating a saddle-point on the resulting effective ring-polymer potential-energy surface.<sup>21</sup> The optimisation is carried out in full-dimensionality and no *a priori* choice is made about the tunnelling pathway. Once the instanton has been located, the theory accounts for fluctuations up to second order, taking as input the Hessian of each ring-polymer bead.

The approach is much more efficient than full-dimensional quantum scattering theory<sup>40,41</sup> as it only requires evaluations of the PES along the instanton pathway. However, it still remains far less efficient than transition-state theory, as it typically requires at least on the order of  $N/2 = 50$  independent beads for a converged rate (although up to  $N/2 = 256$  were used in this work to ensure full convergence). Therefore a typical optimisation of about 10 iterations necessitates calculating 500 *ab initio* potentials and gradients and 50 Hessians. The rate is highly dependent on the quality of the PES as is well known,<sup>1,2</sup> and it is thus imperative that one utilises high-level electronic-structure methods. Gradients and Hessians are typically evaluated by finite differences and are thus particularly computationally expensive. Therefore, when combined with these high-level electronic-structure methods, an *ab initio* ring-polymer instanton approach can remain prohibitively expensive.

Fortunately, the ring-polymer instanton approach only requires a local representation of the PES. One can thus make the approach more efficient by using a machine-learning method, such as Gaussian process regression (GPR),<sup>42</sup> to fit the PES around the tunnelling pathway using only a fraction of the number of electronic-structure evaluations.<sup>32,43</sup> Similar approaches have been used in finding saddle points and minimum-energy paths.<sup>44–47</sup> We have shown that the GPR-aided approach can be converged such that it has no impact on the accuracy of the result from *ab initio* instanton theory.<sup>32</sup> We therefore use this approach in this work to compute *ab initio* instanton rates for the six bimolecular reactions of interest and hence the KIEs.

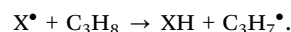


Instanton rate theory is an approximate method which does not account for the anharmonicity of fluctuations around the pathway.<sup>20,21</sup> It also neglects recrossing effects, although it effectively uses an optimal dividing surface to minimize this error.<sup>22</sup> For  $X + \text{CH}_4$  (where  $X$  is H or Mu), the small size of the system allows for the application of exact quantum dynamics methods in the evaluation of the rate. Thus in this work, we benchmark the results obtained with instanton rate theory to results obtained with the multiconfigurational time-dependent Hartree (MCTDH) method<sup>41,48</sup> for  $X + \text{CH}_4$  using the same precalculated PES. In this way we show that no major errors are introduced by the instanton approximation.

## 2 Methods

In this section, we outline our approach to predicting reaction rates from first principles at both high and low temperatures. The results of the low-temperature rates are presented and discussed in Section 3.

### 2.1 Description of the reactions

The bimolecular reactions to be studied are (where  $X$  is H or Mu):



In each case, the reaction is assumed to follow a simple mechanism in which a hydrogen atom is abstracted from the alkane by an incoming radical atom. For  $X + \text{CH}_4$  there are four equivalent channels and for  $X + \text{C}_2\text{H}_6$  there are six equivalent channels. However, reaction with  $\text{C}_3\text{H}_8$  has eight channels of three distinct types corresponding to abstraction of the hydrogens in three different environments as shown in Fig. 1. Abstraction from the primary (terminal) C atoms are termed  $X + n_1\text{-C}_3\text{H}_8$  and  $X + n_2\text{-C}_3\text{H}_8$ , where we differentiate between abstraction of in-plane (*i.e.* on the same plane as the carbon chain) ( $n_1$ ) and out-of-plane ( $n_2$ ) hydrogen atoms respectively. Abstraction from the secondary (middle) C atom is termed  $X + i\text{-C}_3\text{H}_8$ .

The  $\text{H} + \text{CH}_4$  reaction has been studied extensively and many excellent precalculated PESs exist.<sup>41,49–53</sup> In previous work we have computed the rate for this reaction both “on the fly”<sup>31</sup> and using the GPR approach<sup>32</sup> in order to test our implementations. However, in this paper, we utilise the permutationally-invariant polynomial neural network (PIP-NN) PES fitted by Li *et al.*<sup>54</sup> to UCCSD(T)-F12a/aug-cc-pVTZ calculations. We do this in order to be able to make a direct comparison with the MCTDH results, and we thus perform TST, ring-polymer instanton as well as MCTDH calculations using this same PES. It should be noted that the total rates which we present are calculated for one reaction channel and are then effectively multiplied by 4 to account for the other indistinguishable channels.

We have obtained *ab initio* instanton rates for the  $\text{H} + \text{C}_2\text{H}_6$  reaction in a previous study<sup>32</sup> using the GPR-aided instanton approach, wherein the training points were based on UCCSD(T)-F12b/cc-pVTZ-F12 calculations. In this work, we employ an equivalent *ab initio* approach to accurately evaluate rates for  $\text{Mu} + \text{C}_2\text{H}_6$ . A typical training dataset included 30–50 potentials and gradients, and 5–10 Hessians evaluated at the coupled-cluster level. Indistinguishability of the reaction channels is accounted for by multiplying the rate for one channel by 6.

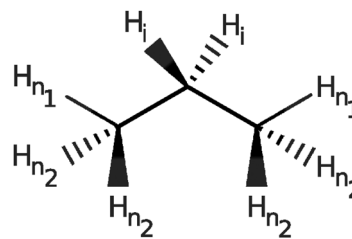


Fig. 1 A schematic representation of  $\text{C}_3\text{H}_8$ , where the three distinct channels for the hydrogen abstraction mechanism are identified. These are labelled  $n_1$ ,  $n_2$  and  $i$ .



**Table 1** The bare electronic barrier height,  $V^\ddagger$ , and zero-point energy corrected barrier height,  $V_a^\ddagger(X)$ , are given in  $\text{kJ mol}^{-1}$ , and the cross-over temperatures,  $T_c(X)$ , in K, for the  $X + Y$  reaction (where  $X$  is H or Mu), according to the PES used for each system. In the case of an *ab initio* PES, the prediction is taken directly from the electronic-structure calculation at the transition state optimised at the same level of theory

Y	PES	$V^\ddagger$	$V_a^\ddagger(\text{H})$	$V_a^\ddagger(\text{Mu})$	$T_c(\text{H})$	$T_c(\text{Mu})$
$\text{CH}_4$	PIP-NN	61.41	54.79	82.46	331	331
$\text{C}_2\text{H}_6$	UCCSD(T)-F12b/cc-pVTZ-F12	50.03	42.31	68.75	335	337
$i\text{-C}_3\text{H}_8$	UCCSD(T)-F12b/cc-pVDZ-F12	42.22	34.42	59.17	321	325
$n_1\text{-C}_3\text{H}_8$	UCCSD(T)-F12b/cc-pVDZ-F12	53.26	45.80	71.26	329	329
$n_2\text{-C}_3\text{H}_8$	UCCSD(T)-F12b/cc-pVDZ-F12	51.89	44.47	72.56	327	328

The GPR-aided instanton method was again utilised to evaluate instanton rates for each of the three channel types in  $X + \text{C}_3\text{H}_8$ . The training data were obtained from UCCSD(T)-F12b/cc-pVDZ-F12 calculations, including no more than 80 potentials and gradients and 13 Hessians for each channel. All electronic-structure calculations were performed using MOLPRO.<sup>55</sup> The choice of basis set for the electronic-structure calculations was based on the findings by the group of Clary,<sup>56</sup> where it was shown that CCSD(T)-F12a/cc-pVTZ-F12 and CCSD(T)-F12a/cc-pVDZ-F12 methods both yield similar results. Indistinguishability is accounted for by multiplying the obtained rate by 2, 2 and 4 for the  $X + i\text{-C}_3\text{H}_8$ ,  $X + n_1\text{-C}_3\text{H}_8$  and  $X + n_2\text{-C}_3\text{H}_8$  channels respectively. These are then summed to obtain the overall  $X + \text{C}_3\text{H}_8$  rate.

To ensure that the coupled-cluster methods are reliable for calculating the transition-state energies, we checked the  $T_1$  and  $D_1$  diagnostics<sup>57–59</sup> obtained from MOLPRO calculations to determine the extent of the electronic wavefunction's multi-reference character. The largest value of  $T_1$  was 0.012 (for  $\text{H} + \text{C}_2\text{H}_6$ ) and all  $D_1$  values were approximately 0.03 or lower. We found similar values for geometries near the transition state which are used for the instanton calculations. According to standard interpretation, there is a strong indication of multi-reference character if  $T_1 > 0.02$  and  $D_1 > 0.05$ .<sup>57,58,60</sup> As we are below these limits, we can therefore assume that the coupled-cluster results are reliable, as will also be confirmed by a comparison of high-temperature TST results with experiment.

## 2.2 Stationary points of the potential-energy surfaces

The most important factor which determines the rate is the barrier height. However, the most important factor for the tunnelling effect is the barrier width, which can be approximately described by the magnitude of the imaginary frequency,  $\omega_b$ , associated with the transition state. The ring-polymer instanton approach is applicable below a certain crossover temperature  $T_c = \hbar\omega_b/(2\pi k_B)$ .<sup>61</sup> This defines the onset of the deep-tunnelling regime, where significant deviations from the TST results are expected.<sup>62</sup>

The calculated barrier heights (with and without harmonic zero-point energy corrections) and the crossover temperatures for the reactions of interest are presented in Table 1. It can be seen that the effective barrier heights for the  $\text{Mu} + Y$  reactions are significantly larger than those of  $\text{H} + Y$  reactions. The difference arises purely from the increase in some of the frequencies of the transition state and is the main reason that  $\text{Mu} + Y$  rates are expected to be orders of magnitude smaller than  $\text{H} + Y$  rates.

It can be observed that all  $T_c$  values fall between 320 and 340 K, which suggests that instanton theory will be required for the low temperature regime in this study (*i.e.* 200 to 300 K), but that the high-temperature studies ( $T \gtrsim 500$  K) are not in the deep-tunnelling regime such that the use of transition-state theory is justified. In each case the crossover temperature is only slightly higher for the Mu reactant because reducing the mass of this atom increases the magnitude of all the frequencies. The effect is very small because the imaginary mode is dominated by the abstracted H atom, not the incoming radical.

It is interesting to note here that the  $X + i\text{-C}_3\text{H}_8$  channel has a significantly lower barrier than  $X + n_1\text{-C}_3\text{H}_8$  and  $X + n_2\text{-C}_3\text{H}_8$ . This means that the  $X + i\text{-C}_3\text{H}_8$  rate is expected to be the dominant contributor to the overall  $X + \text{C}_3\text{H}_8$  rate. This is justified by the fact that the  $X + i\text{-C}_3\text{H}_8$  product channel has a more stable radical than  $X + n\text{-C}_3\text{H}_8$ .<sup>63</sup>

An analysis of the symmetry point groups<sup>64</sup> of the minima and transition state geometries shows that our simple approach for accounting for the degeneracy of the reactions leads to the correct symmetry factor in each case. We also find that each instanton has the same point group symmetry as the equivalent transition state geometry and thus the same symmetry factors are also valid under that theory.

## 2.3 MCTDH rate constant calculations

Rate constants for the  $X + \text{CH}_4$  reactions were calculated using the MCTDH approach obtained by employing the quantum transition-state concept<sup>65–74</sup> closely following previous work,<sup>75–78</sup> and thus only a short summary of the methods is given. Thermal rate constants are obtained from cumulative reaction probabilities and employing  $J$ -shifting<sup>79</sup> as

$$k(T) = \frac{Q_{\text{rot}}^\ddagger(T)}{2\pi Q_r(T)} \int dE N_{J=0}(E) e^{-E/k_B T}. \quad (1)$$

Here  $Q_r(T)$  denotes the partition function of the reactants,  $Q_{\text{rot}}^\ddagger$  is the (classical) rotational partition function at the transition state and the cumulative reaction probability  $N_{J=0}(E)$  is computed using flux–flux correlation functions and a thermal flux operator at a reference temperature  $T_0$ :

$$N_{J=0}(E) = \frac{1}{2} e^{\frac{E}{k_B T_0/2}} \sum_{f_{T_0}} \sum_{f_{T_0}'} f_{T_0} f_{T_0}' \left| \int dt e^{iEt} \langle f_{T_0} | e^{-iHt} | f_{T_0}' \rangle \right|^2, \quad (2)$$

where  $f_{T_0}$  and  $|f_{T_0}'\rangle$  are the eigenvalues and eigenstates of the thermal flux operator at  $T_0$ , respectively. As in previous



work,<sup>53,80,81</sup> a harmonic extrapolation is used to account for the thermal flux eigenstates which are not treated explicitly, and the imaginary-time propagation is split with the initial thermal flux eigenvalues computed at a higher reference temperature of 2000 K and then propagated in imaginary time to reach the final reference temperature of  $T_0 = 600$  K. The partition functions are calculated as in previous work<sup>53,80,81</sup> including anharmonic vibrational contributions.<sup>82</sup> Note that the results were not scaled based on estimates of the barrier height from higher-level electronic-structure calculations (*i.e.* CCSDTQ) as was done in some previous work to improve the overall accuracy.<sup>53</sup> The results can therefore be considered as a benchmark rate for the given PES.

The calculations of the thermal flux eigenstates as well as the subsequent imaginary and real time propagation employ the MCTDH approach<sup>48,83,84</sup> and its multilayer<sup>85,86</sup> and state-averaged<sup>69</sup> extensions as well as the multilayer correlation discrete variable representation.<sup>86–88</sup> For the H + CH<sub>4</sub> reaction, modified transition-state normal-mode coordinates are employed.<sup>89</sup> The dividing surface was located in the modified coordinate  $Q_1' = \sin \alpha Q_1 + \cos \alpha Q_9$ , with  $\alpha = 18$ , at  $Q_1' = 0$  a.u. Converged results are found with 15 pairs of thermal flux eigenstates and a propagation time of 30 fs. The largest basis set employed in the calculations is given in Fig. 2a. For the Mu + CH<sub>4</sub> reaction curvilinear coordinates,<sup>90</sup> as used in state-selective descriptions of H + CH<sub>4</sub>,<sup>91–93</sup> were employed. The dividing surface was located at  $r = 125.0$  a.u. Converged results are found with 12 pairs of thermal flux eigenstates and a propagation time of 15 fs. The largest basis set employed in the calculations is given in Fig. 2b.

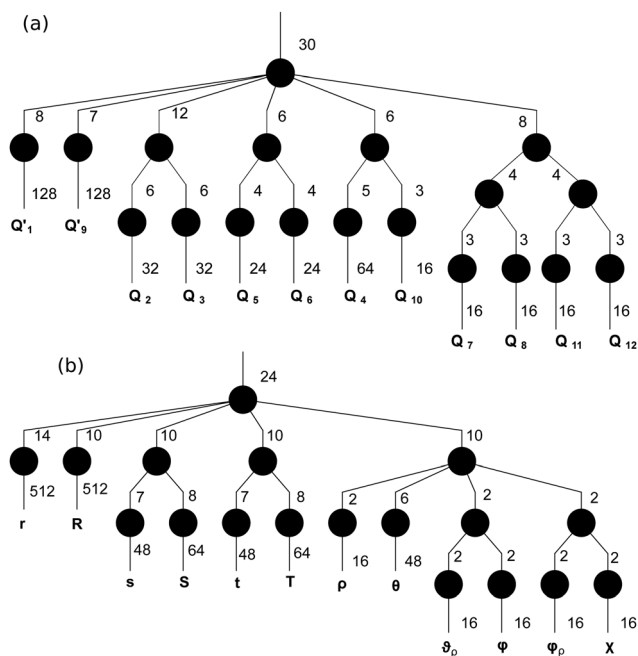


Fig. 2 Tree representation of the ml-MCTDH wavefunction structure and basis set sizes for (a) H + CH<sub>4</sub> (b) Mu + CH<sub>4</sub>. See ref. 86 for an explanation of the notation.

The largest systems that could be treated with MCTDH simulations to date are six-atomic X + CH<sub>4</sub> (X = Mu, H, D or O) reactions. Unfavourable scaling of the quantum dynamics simulations, the need for accurate and efficiently evaluated PES and, for many cases, the need for a dedicated curvilinear coordinate system with complicated kinetic energy operators are the biggest challenges to extend these simulations towards larger reactions. Thus, it is not yet possible to calculate benchmark rate constants for the larger systems employed in this work, *i.e.* for X + C<sub>2</sub>H<sub>6</sub> or X + C<sub>3</sub>H<sub>8</sub>.

#### 2.4 TST rates in the high-temperature regime

At high temperatures ( $T \gtrsim 500$  K) well above the crossover temperature, tunnelling is not expected to be significant. Thus in this regime, rates were evaluated with Eyring transition-state theory<sup>94</sup> for the six reactions of interest. The PESs used in each case were described in Section 2.1 and are summarised in Table 1.

High temperature rates for the reactions of interest are presented in Table 2. Experimental results by Snooks *et al.*<sup>15,16</sup> exhibit Arrhenius behaviour for Mu + CH<sub>4</sub> and Mu + C<sub>2</sub>H<sub>6</sub>, which is indicative that tunnelling effects are insignificant at these temperatures. This is also clear from the fact that the TST results are in good agreement (*i.e.* the error is less than about a factor of 2) with the experimental rates for both X + CH<sub>4</sub> and X + C<sub>2</sub>H<sub>6</sub> sets of reactions.

The rates for the H + CH<sub>4</sub> and Mu + CH<sub>4</sub> reactions have been calculated many times with various methods and there are no major differences in our results compared to previous work involving TST, VTST, CVT/ $\mu$ OMT, RPMD and reduced-dimensionality quantum scattering.<sup>1,2,6,95,96</sup> In fact, these small differences between our results and those reported previously typically fall within the errors of the various PESs used. For instance, the barrier height of the older CBE PES<sup>50</sup> is approximately 1.4 kJ mol<sup>-1</sup> higher than that of the newer PIP-NN PES<sup>54</sup> we are using in this work, which at 500 K can cause discrepancies of about 40%. We will however, not discuss these subtle differences further, as the comparison between our TST calculations with the MCTDH benchmark on the same PES shows that there are no significant problems associated with the TST approximations which might lead to order-of-magnitude errors.

Less work has been carried out on the H + C<sub>2</sub>H<sub>6</sub> reaction as only recently has an accurate potential been fitted.<sup>97</sup> Canonical variational transition-state theory with the so-called “least-action tunnelling correction” (CVT/LAT)<sup>98</sup> gives rate constants of  $6.0 \times 10^{-14}$  cm<sup>3</sup> s<sup>-1</sup> and  $2.0 \times 10^{-13}$  cm<sup>3</sup> s<sup>-1</sup> at  $T = 600$  K and 700 K respectively.<sup>99</sup> These are slightly higher than our TST predictions, which can be partly explained by the fact that the barrier height of their fitted PES is 1.4 kJ mol<sup>-1</sup> lower than our *ab initio* value. That there is only a small remaining discrepancy implies that there are no significant corrections introduced by the CVT/LAT approach in this case, implying that the simple TST is adequate for our requirements. In particular, our predicted KIEs are in excellent agreement with experiment.

Therefore, for both X + CH<sub>4</sub> and X + C<sub>2</sub>H<sub>6</sub> sets of reactions, TST predicts a strong inverse KIE, which becomes weaker (*i.e.* closer to 1) at high temperatures and is in good agreement



**Table 2** Bimolecular rate constants,  $k^{X+Y}$  in  $\text{cm}^3 \text{s}^{-1}$ , for the  $X + Y$  reaction calculated with transition-state theory (TST), quantum dynamics (MCTDH) or measured in experiment (Expt.). The corresponding kinetic isotope effects (KIE), defined as  $k^{\text{Mu}+Y}/k^{\text{H}+Y}$ , are also given

Y	T (K)	H + Y			Mu + Y			KIE		
		TST	MCTDH	Expt. <sup>100,101</sup>	TST	MCTDH	Expt. <sup>15,16</sup>	TST	MCTDH	Expt.
CH <sub>4</sub>	800	4.2 (−14)	5.5 (−14)	4.4 (−14)	5.8 (−15)	1.1 (−14)	1.0 (−14)	0.14	0.21	0.25
	750	2.3 (−14)	3.2 (−14)	2.5 (−14)	2.6 (−15)	4.9 (−15)	3.7 (−15)	0.11	0.15	0.15
	700	1.1 (−14)	1.7 (−14)	1.3 (−14)	7.0 (−16)	1.9 (−15)	1.1 (−15)	0.064	0.11	0.085
	650	5.1 (−15)	8.1 (−15)	6.6 (−15)	2.3 (−16)	6.4 (−16)	2.9 (−16)	0.045	0.078	0.044
C <sub>2</sub> H <sub>6</sub>	700	1.4 (−13)	—	2.2 (−13)	1.1 (−14)	—	1.6 (−14)	0.079	—	0.073
	650	7.6 (−14)	—	1.3 (−13)	4.5 (−15)	—	6.9 (−15)	0.059	—	0.053
	600	3.6 (−14)	—	7.0 (−14)	1.5 (−15)	—	2.6 (−15)	0.041	—	0.037
	550	1.6 (−14)	—	3.5 (−14)	4.2 (−16)	—	7.9 (−16)	0.026	—	0.023
C <sub>3</sub> H <sub>8</sub>	700	2.8 (−13)	—	8.7 (−13)	2.7 (−14)	—	—	0.10	—	—
	600	8.3 (−14)	—	3.2 (−13)	4.3 (−15)	—	—	0.052	—	—
	500	1.6 (−14)	—	9.0 (−14)	3.6 (−16)	—	—	0.022	—	—
	435	4.0 (−15)	—	3.1 (−14)	4.0 (−17)	—	1.9 (−15)	0.010	—	0.06
	397	1.5 (−15)	—	1.5 (−14)	8.1 (−18)	—	1.6 (−15)	0.006	—	0.11
	358	4.3 (−16)	—	5.9 (−15)	1.1 (−18)	—	1.1 (−15)	0.003	—	0.19

with the experimental data. A similar observation was also made about the  $X + \text{H}_2$  reaction<sup>3</sup> and was also understood by considering the zero-point energy corrected barrier height, which is larger for the case  $X = \text{Mu}$  than  $X = \text{H}$ .

Considering the good agreement for  $X + \text{CH}_4$  and  $X + \text{C}_2\text{H}_6$ , one would expect that TST should also be valid for  $X + \text{C}_3\text{H}_8$  at this temperature range, and a similar KIE trend is predicted. However, this is in stark contrast with experimental results,<sup>18</sup> where the KIE is observed to be much weaker than our prediction and also to get stronger at higher temperatures. It is clear that the main discrepancy emanates from the prediction of the  $\text{Mu} + \text{C}_3\text{H}_8$  rates, for which TST gives results 2–3 orders of magnitude lower than experiment. One possible explanation for this behaviour proposed in ref. 18 is that it is caused by tunnelling effects, which we have so far neglected in our TST treatment. Although we have shown that this approximation is justified for the high-temperature results of  $X + \text{CH}_4$  and  $X + \text{C}_2\text{H}_6$ , the  $\text{Mu} + \text{C}_3\text{H}_8$  experiments were all performed at temperatures below 500 K, where tunnelling may play a larger role. In the following sections, we will therefore include tunnelling effects in our calculations to discover whether this can explain the experimental data.

## 2.5 Details of the instanton calculations

Instanton rate theory calculations were performed in the low temperature regime (in this work, 200 to 300 K), where the quantum tunnelling effect is expected to have a strong contribution to the rate.

Whereas  $X + \text{CH}_4$  results were obtained directly using the PIP-NN PES,<sup>54</sup> we employed the machine-learning method of Gaussian process regression<sup>42</sup> to obtain *ab initio* instanton rates for  $X + \text{C}_2\text{H}_6$  and  $X + \text{C}_3\text{H}_8$ . This was done in order to reduce the computational costs associated with on-the-fly calculations, which would be extreme in the case of the largest system,  $X + \text{C}_3\text{H}_8$ . The GPR-aided instanton approach has been shown to reduce the number of *ab initio* evaluations required by an order of magnitude without compromising on the accuracy

of the instanton rate calculation.<sup>32</sup> In this work, an equivalent protocol was employed as in ref. 32. To briefly summarise, this involved the generation of a GPR-based PES from an initial training dataset (*i.e.* consisting of *ab initio* potentials and gradients, with points based on an initial guess configuration of the instanton) which is continuously refined through the addition of more *ab initio* potentials, gradients and Hessians until one obtains a converged instanton rate. This process is carried out for each reaction and each temperature.

The instanton is expected to be more delocalised at low temperatures, and also slightly more so in the  $X = \text{Mu}$  case due to the lower mass. Due to this, it was thus necessary to include more *ab initio* evaluations into the GPR training set at low temperatures,<sup>32</sup> and slightly more for  $X = \text{Mu}$  compared to  $X = \text{H}$  reactions. However, in all cases, we observed fast convergence, such that the largest dataset used only comprised of 80 potentials, gradients and 13 Hessians, which is a huge computational saving when compared with an on-the-fly implementation.

We note here that alternative machine-learning approaches have been employed in instanton calculations based on neural networks.<sup>43,102</sup> However, we find the GPR approach simpler, especially seeing as we have a rather small dataset.

In our case, the availability of the GPR-based PES allows us to employ a large number of beads without excessive computational overhead. This allows us to eliminate the ring-polymer discretisation error such that all instanton rates are converged with respect to  $N$  to two significant figures. For all  $\text{Mu} + Y$  reactions studied in this work, the number of beads required for the discretisation was  $N = 256$  at  $T \geq 250$  K and  $N = 512$  at  $T = 200$  K in order to obtain converged rates. For the  $\text{H} + Y$  reactions,  $N = 128$  beads were enough to achieve converged rates for the entire low-temperature regime. More beads are required for the reactions involving  $\text{Mu}$  because the fluctuation terms in the instanton rate equation converge slower due to the increased vibrational frequencies.<sup>21</sup> Nonetheless, we had no particular difficulties with running calculations with these large values of  $N$ , but note that for even larger calculations,



alternative methods exist for reducing the computational cost of this procedure.<sup>103</sup>

### 3 Results for the low-temperature regime

A representation of the instanton optimised for the Mu + CH<sub>4</sub> reaction is shown in Fig. 3. Comparing this to the H + CH<sub>4</sub> reaction, which was depicted in ref. 31, one can conclude that the mechanisms are similar despite the replacement of the incoming atom with muonium. It is worth noting here that it is the abstracted H atom which does most of the tunnelling, as is clear from the fact that it is the most delocalised, with relatively small contributions from the incoming Mu and the neighbouring hydrogens. This was expected from the fact that the crossover temperature was almost unchanged by the isotopic substitution, but could only be confirmed by performing an instanton optimisation to find the optimal tunnelling pathway.

Low-temperature rate constants for X + CH<sub>4</sub> evaluated with various quantum dynamics approaches are presented in Table 3. Instanton theory, MCTDH and reduced-dimensionality quantum scattering (RD-QS) are all seen to lie with about a factor of 2 of the experimental result at 300 K.

The results of our instanton calculations for H + CH<sub>4</sub> using the PIP-NN surface presented here are slightly larger than those predicted using an *ab initio* PES in previous work.<sup>31,32</sup> This is simply because the barrier height used here is lower by about 2 kJ mol<sup>-1</sup>. Likewise, instanton calculations<sup>8</sup> on the CBE PESs<sup>50</sup> are about a factor of 2 smaller than those we report here. However, these minor differences are not expected to significantly affect the KIE calculation, for which the barrier height does not directly contribute.

Instanton rates are in good agreement (better than a factor of 2) with MCTDH for both H + CH<sub>4</sub> and Mu + CH<sub>4</sub>, and because

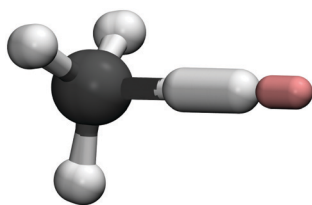


Fig. 3 Representation of the instanton for Mu + CH<sub>4</sub> at 200 K. The smaller red atom corresponds to Mu. The ring polymer folds back on itself and describes delocalisation of particular atoms during the tunnelling process. The instanton at higher temperatures is similar but with less delocalisation.

these are computed using the same PES, this is a direct test of the approximations inherent in instanton theory. Our instanton results are also of a similar quality as those from RPMD<sup>6</sup> calculated on the CBE PES.<sup>50</sup> These two comparisons suggest that there are no obvious problems from neglecting anharmonicity and recrossing in the instanton calculation. There is a small discrepancy between RD-QS results, which were obtained using curvilinear coordinates,<sup>56,104</sup> and MCTDH for the Mu + CH<sub>4</sub> reaction, where the RD-QS rate is too low by an order of magnitude. This may be a consequence of the differences in the PESs used as well as small errors due to the reduced-dimensionality approximation and is thus difficult to disentangle further.

The similar tunnelling factors (defined by the instanton approach) for the H and Mu variant of the reaction confirms that the tunnelling effect is not strongly influenced by the isotopic substitution. It had been suggested that anharmonicity effects, which are neglected in instanton theory, may play a larger role in Mu + Y reactions.<sup>1,2,105</sup> However, the MCTDH results provide a benchmark to test the instanton approximation and the good agreement of the rates shows that the instanton approximation does not in fact introduce significant errors. In fact, the results of the muonium reactions are not seen to be significantly less accurate than those with the incoming H atom. The KIE prediction is expected to be especially accurate as some cancellation of errors is expected to occur,<sup>8</sup> which at least partly explains why the neglect of anharmonicity is not a major problem. Instanton theory predicts a KIE at 300 K of  $1.6 \times 10^{-4}$ , which is in good agreement with the prediction from MCTDH of  $2.0 \times 10^{-4}$ .

We had already reported *ab initio* instanton results for H + C<sub>2</sub>H<sub>6</sub> (but not Mu + C<sub>2</sub>H<sub>6</sub>) in ref. 32. These results were seen to be in good agreement with experiment as well as various other quantum rate theories such as semiclassical transition-state theory<sup>106</sup> and RD-QS.<sup>56</sup> Table 4 reproduces some of these results alongside newly calculated rate constants for Mu + C<sub>2</sub>H<sub>6</sub>. Recently CVT/LAT<sup>99</sup> calculations on the newly constructed PES by Espinosa-García *et al.*,<sup>97</sup> gave rates of  $4.60 \times 10^{-17}$  cm<sup>3</sup> s<sup>-1</sup> and  $2.09 \times 10^{-19}$  cm<sup>3</sup> s<sup>-1</sup> at T = 300 K and 200 K respectively and are thus within the same order of magnitude as our instanton results. This good agreement implies that the simpler one-dimensional tunnelling correction provides a good approximation to the full-dimensional instanton analysis in this case.

Fig. 4 shows the instanton pathway for Mu + C<sub>2</sub>H<sub>6</sub>. Here, similar behaviour to X + CH<sub>4</sub> and H + C<sub>2</sub>H<sub>6</sub> (see ref. 32) can be observed, with the abstracted H atom again doing most of the

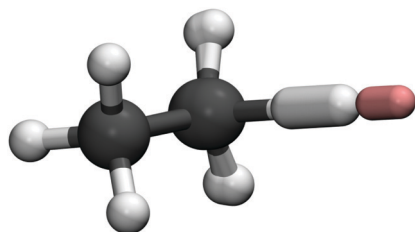
Table 3 Instanton rates and tunnelling factors for X + CH<sub>4</sub>, compared to various other quantum dynamics approaches. The tunnelling factor  $\kappa_{\text{tun}}^{\text{inst}}$  is defined as the ratio between the instanton and TST rate, *i.e.*  $k_{\text{inst}}/k_{\text{TST}}$ . All rates are in cm<sup>3</sup> s<sup>-1</sup>

T (K)	H + CH <sub>4</sub>					Mu + CH <sub>4</sub>			
	$\kappa_{\text{tun}}^{\text{inst}}$	Instanton	MCTDH	RD-QS <sup>56</sup>	Expt. <sup>100</sup>	$\kappa_{\text{tun}}^{\text{inst}}$	Instanton	MCTDH	RD-QS <sup>104</sup>
300	14	3.7 (-19)	2.4 (-19)	2.3 (-19)	4.9 (-19)	14	6.1 (-23)	5.0 (-23)	8.0 (-24)
250	38	1.3 (-20)	1.0 (-20)	1.3 (-20)	—	29	1.9 (-25)	2.8 (-25)	—
200	710	3.5 (-22)	—	4.5 (-22)	—	511	1.8 (-28)	—	—



**Table 4** Rates,  $k$  in  $\text{cm}^3 \text{s}^{-1}$ , and tunnelling factors for  $X + \text{C}_2\text{H}_6$  computed by instanton theory, reduced-dimensionality quantum scattering (RD-QS) and experimental values where available

$T$ (K)	H + $\text{C}_2\text{H}_6$				Mu + $\text{C}_2\text{H}_6$	
	$\kappa_{\text{tun}}^{\text{inst}}$	Instanton <sup>32</sup>	RD-QS <sup>56</sup>	Expt. <sup>100</sup>	$\kappa_{\text{tun}}^{\text{inst}}$	Instanton
300	15	7.0 (−17)	6.2 (−17)	3.1 (−17)	12	1.8 (−20)
250	38	6.4 (−18)	8.0 (−18)	—	33	2.1 (−22)
200	623	5.7 (−19)	6.7 (−19)	—	850	1.5 (−24)



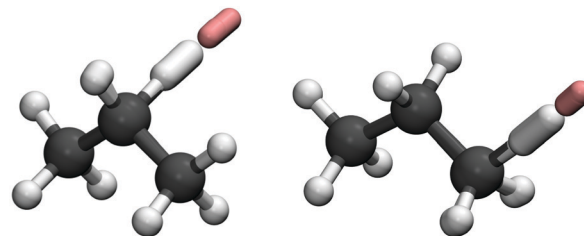
**Fig. 4** As Fig. 3 for  $\text{Mu} + \text{C}_2\text{H}_6$ .

tunnelling. This is reflected in the obtained rate constants for  $\text{Mu} + \text{C}_2\text{H}_6$ , which follow the same trends as  $\text{Mu} + \text{CH}_4$ . The tunnelling factors increase as the temperature is lowered, although at each temperature studied the tunnelling factors for H and Mu reactions remain quite similar, such that tunnelling is not a major contributor to the KIE at any temperature. Unfortunately, at the time of writing, no other results, experimental or theoretical are available for comparison for  $\text{Mu} + \text{C}_2\text{H}_6$  at these temperatures. If we take into account the arguments we have made for  $X + \text{CH}_4$ , and the fact that we have shown that the tunnelling mechanism of  $X + \text{C}_2\text{H}_6$  is similar to that of  $X + \text{CH}_4$ , we expect that these calculations of  $\text{Mu} + \text{C}_2\text{H}_6$  at the very least provide a good order-of-magnitude estimate of the rate constant and hence of the kinetic isotope effect, which we predict to be  $2.6 \times 10^{-4}$  at 300 K.

The  $X + \text{C}_3\text{H}_8$  reaction has three distinct channels as illustrated in Fig. 1. We evaluated instanton rates for each of these individual channels at 300 K for the  $X + \text{C}_3\text{H}_8$  reactions, with results presented in Table 5. From this, it can be observed that as expected the  $X + i\text{-C}_3\text{H}_8$  channel gives the dominant contribution to the rate constant and the other two channels can effectively be neglected without affecting our rate prediction at this temperature by more than 5%. A similar conclusion was reached in ref. 104. To test this assertion at lower temperatures, we calculated instantons for  $X + n_1\text{-C}_3\text{H}_8$  and found that

**Table 5** Calculated instanton rate constants,  $k^{\text{H}+\text{Y}}$  and  $k^{\text{Mu}+\text{Y}}$  (where Y specifies the channel involved), at 300 K for individual channels of the  $X + \text{C}_3\text{H}_8$  reaction. All rates are in  $\text{cm}^3 \text{s}^{-1}$ . The total rates presented in Table 6 are found by summing over these individual rates multiplied by the degeneracy of the channel

Y	Degeneracy	H + Y	Mu + Y
$i\text{-C}_3\text{H}_8$	2	2.9 (−16)	8.3 (−20)
$n_1\text{-C}_3\text{H}_8$	2	2.3 (−18)	7.5 (−22)
$n_2\text{-C}_3\text{H}_8$	4	4.0 (−18)	1.1 (−21)



**(a)**  $\text{Mu} + i\text{-C}_3\text{H}_8$

**(b)**  $\text{Mu} + n_1\text{-C}_3\text{H}_8$

**Fig. 5** As Fig. 3 for the two main abstraction channels of  $\text{Mu} + \text{C}_3\text{H}_8$ .

the ratio between  $X + i\text{-C}_3\text{H}_8$  and  $X + n_1\text{-C}_3\text{H}_8$  increases even further. The instantons representing reactions in these two channels are shown in Fig. 5.

Table 6 presents the calculated instanton rates for  $X + \text{C}_3\text{H}_8$  at ( $T \leq 300$  K) alongside experimental and other theoretical values if available for comparison. In particular, it can be observed that the instanton rate calculations for the H variant of the reaction are in good agreement with the experimental measurement at 300 K by Tsang *et al.*<sup>101</sup>

The instanton results differ from those of the RD-QS calculations<sup>56</sup> by a factor of two at 300 K (increasing to a factor of four at 200 K). This relatively minor discrepancy is due to a number of differences between the approaches. On one hand instanton theory employs a semiclassical approximation to the full-dimensional problem, and on the other exact quantum scattering theory is applied to a reduced-dimensionality approximation of the system. In addition, slightly different electronic-structure methods were used in the calculations. The RD-QS builds a two-dimensional surface of CCSD(T)-F12 energies corrected by harmonic zero-point energies evaluated by MP2. The barrier height we obtain with a full UCCSD(T)-F12b/cc-pVDZ-F12 calculation is approximately  $2 \text{ kJ mol}^{-1}$  higher than that with the dual-level approach based on geometries optimised with MP2, which may explain why the RD-QS rates are about a factor of two larger than the instanton predictions at 300 K. It is expected that the almost perfect agreement between RD-QS and experiment at 300 K is partly due to a fortuitous cancellation of errors, and one should simply conclude that both instanton theory and RD-QS are reliable at predicting the correct order of magnitude of the rate at this temperature.

For the  $\text{Mu} + \text{C}_3\text{H}_8$  reaction, no other theoretical predictions are available in the literature. However an experimental value has been measured at 300 K.<sup>17</sup> The observed rate at 300 K is more than three orders of magnitude larger than our instanton prediction.

Very recently more experimental rates were reported in the range 300–435 K.<sup>18</sup> Most of these new rates are close to or larger than the cross-over temperature (see Table 1), where semiclassical theory predicts that the deep-tunnelling mechanism *via* the instanton tunnelling pathway no longer exists and that a shallow-tunnelling mechanism becomes dominant. For this, simpler tunnelling-correction approaches are expected to become valid. We thus apply the Eckart tunnelling correction at



**Table 6** Rates, tunnelling factors and KIEs for  $X + C_3H_8$  in this work, evaluated with instanton theory ( $T \leq 300$  K) and TST with Eckart tunnelling corrections ( $T > 300$  K). Experimental and RD-QS results are also presented for comparison, where available

$T$ (K)	H + $C_3H_8$			Mu + $C_3H_8$			KIE		
	$\kappa_{\text{tun}}$	This work	RD-QS <sup>56</sup>	Expt. <sup>101</sup>	$\kappa_{\text{tun}}$	This work	Expt. <sup>18</sup>	This work	Expt.
700	1.5	4.2 (−13)	6.1 (−13)	8.7 (−13)	1.5	4.0 (−14)	—	0.094	—
600	1.7	1.4 (−13)	2.3 (−13)	3.2 (−13)	1.7	7.3 (−15)	—	0.053	—
500	2.1	3.4 (−14)	6.5 (−14)	8.9 (−14)	2.2	7.7 (−16)	—	0.022	—
435	2.7	1.1 (−14)	—	3.1 (−14)	2.8	1.1 (−16)	1.9 (−15)	0.010	0.061
397	3.4	5.0 (−15)	1.2 (−14) <sup>a</sup>	1.5 (−14)	3.5	2.8 (−17)	1.6 (−15)	0.0057	0.11
358	4.7	2.0 (−15)	4.2 (−15) <sup>a</sup>	5.9 (−15)	4.8	5.4 (−18)	1.1 (−15)	0.0027	0.19
324	6.9	8.1 (−16)	—	2.3 (−15)	7.1	9.9 (−19)	9.5 (−16)	0.0012	0.41
300	14	5.9 (−16)	1.1 (−15)	1.1 (−15)	14	3.3 (−19)	8.9 (−16)	5.6 (−4)	0.81
250	27	6.6 (−17)	2.3 (−16)	—	35	7.4 (−21)	—	1.1 (−4)	—
200	180	6.8 (−18)	3.3 (−17)	—	1220	2.2 (−22)	—	3.2 (−5)	—

<sup>a</sup> RD-QS values at 397 and 358 K are approximated by results reported at 400 K and 350 K respectively.

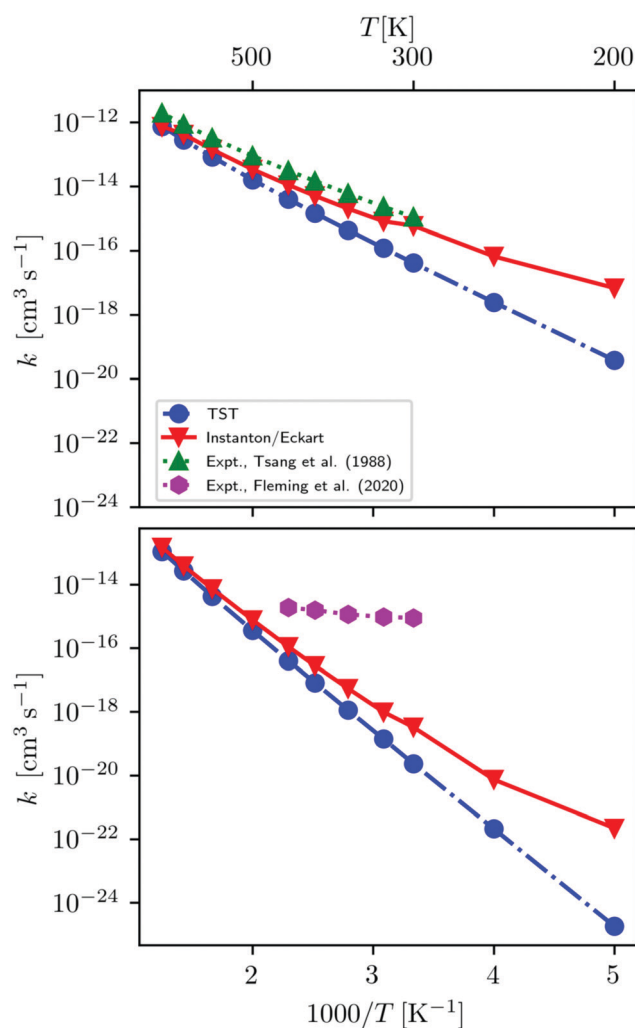
temperatures greater than 300 K.<sup>107</sup> The tunnelling factors  $\kappa_{\text{tun}}$  are thus given by

$$\kappa_{\text{tun}} = \begin{cases} \beta e^{\beta V^{\ddagger}} \int_0^{\infty} T(E) e^{-\beta E} dE, & T > 300 \text{ K} \\ k_{\text{inst}}/k_{\text{TST}}, & T \leq 300 \text{ K} \end{cases} \quad (3)$$

where  $V^{\ddagger}$  is the barrier height and  $T(E)$  is the transmission probability for an asymmetric Eckart barrier<sup>108</sup> parameterized<sup>107</sup> to reproduce the barrier height, imaginary frequency and exothermicity.<sup>56</sup> In Fig. 6 and Table 6, we compare the results from this work as well as experimental data for H +  $C_3H_8$  and Mu +  $C_3H_8$ . TST calculations with Eckart tunnelling corrections are shown by the red line in Fig. 6 at data points where  $T > 300$  K, whereas data points for  $T \leq 300$  K correspond to instanton calculations. Here it can be observed that the addition of tunnelling corrections shifts the TST results closer to the experimental data for H +  $C_3H_8$ , implying that the tunnelling correction gives a good description of the reaction. There is a small kink in the predicted line as the instanton calculation does not match perfectly with the Eckart-corrected TST results. However, this minor discrepancy is on the order of less than a factor of 2.

The good agreement between the predictions for H +  $C_3H_8$  and experimental results confirms that the *ab initio* PES is accurate and that the GPR fitting procedure is also applicable to this system, which is larger than those we have applied it to previously. The trends also confirm that the shallow-tunnelling correction gives an accurate description at temperatures above 300 K.

Based on our findings for H +  $C_3H_8$ , one would expect that the same approach would also be valid for Mu +  $C_3H_8$ . However, not only are the values of the rates different, our prediction for the slope of the Arrhenius plot is much steeper than the experimental observations, as shown in the bottom plot of Fig. 6. Even more surprising is that the trend in the experimental KIEs is opposite to that which we have calculated, *i.e.* the values of the experimental KIE increase with decreasing temperature whereas ours decrease. This results in a experimental KIE at 300 K which is reported<sup>17,18</sup> to be more than three orders of magnitude larger than what our calculations predict.



**Fig. 6** Rates for H +  $C_3H_8$  (top) and Mu +  $C_3H_8$  (bottom) calculated using TST, Eckart-tunnelling corrected TST ( $T > 300$  K) and instanton theory ( $T \leq 300$  K). These are compared with the experimental rates from ref. 18 and 101.

The unexpected KIE has been attributed to tunnelling effects in the Mu +  $C_3H_8$  reactions.<sup>17,18</sup> Our instanton calculations however refute this and predict that tunnelling plays a similar





role as for the other two classes of reactions studied in this paper. Although the tunnelling factor at 200 K is larger for  $\text{Mu} + \text{C}_3\text{H}_8$  than for  $\text{H} + \text{C}_3\text{H}_8$ , at 300 K and above the tunnelling factors are approximately the same.

As demonstrated previously, for the hydrogen abstraction reactions, the atom most involved in the tunnelling process is the abstracted H atom, and tunnelling is only weakly dependent on the mass of the incoming reactant atom. We can quantify this by computing the contributions of various atoms to the squared mass-weighted path length of the instanton (called  $B_N$  in ref. 21), which is proportional to the ring-polymer spring energy. The contribution from the incoming atom (regardless of whether it is H or Mu) was found to be no more than 12% for all reactions studied. In contrast, the abstracted H atom contributes at least 70% of the squared mass-weighted path length, and thus dominates the tunnelling process. Overall we observed only a 15–45% increase in the squared mass-weighted path length for reactions with Mu compared to those with H. In contrast, it increases more than five-fold when the temperature is decreased from  $T = 300$  K to  $T = 200$  K. This explains why temperature is a much more important factor in our predicted KIEs than the mass of the incoming atom.

In order to explain the discrepancy between the experimental and theoretical results for  $\text{Mu} + \text{C}_3\text{H}_8$ , it will be necessary to find the source of error. If the instanton prediction at 300 K is incorrect, it must be shown why this error lowers the  $\text{Mu} + \text{C}_3\text{H}_8$  reaction by three orders of magnitude, but not the other reactions considered here, which are in good agreement with experiment.

There are a number of approximations involved in the *ab initio* instanton approach which are potential sources of error in the predicted rate. As already stated, we can eliminate the discretisation error by using a large number of ring-polymer beads. However even in this limit, instanton theory neglects recrossing effects and uses semiclassical approximations which are equivalent to treating the fluctuations around the dominant tunnelling pathway harmonically. Due to the light mass of Mu, one might expect that the reaction path is strongly skewed leading to more recrossing. However, the neglect of recrossing typically overpredicts rates and thus this cannot explain why our predicted rate is too low. As mentioned in various studies,<sup>1,2,104,109</sup> an accurate treatment of vibrational modes is necessary for these reactions, with the large vibrational frequencies introduced by replacement of the H atom with Mu indicating that it may be necessary to account for anharmonicity effects. The comparison for  $\text{Mu} + \text{CH}_4$  between instanton and MCTDH calculations gives us insight into the error associated with approximations made in instanton rate theory. In this case at least, they are rather minor and it is seen that anharmonicity does not strongly affect the rate. One might argue that there are more anharmonic modes in  $\text{Mu} + \text{C}_3\text{H}_8$  than  $\text{Mu} + \text{CH}_4$ , but the majority of these are not involved in the reaction and thus do not affect the rate. Also we observe that they apparently do not cause errors in instanton theory for the equivalent  $\text{H} + \text{C}_3\text{H}_8$  reaction.

An alternative explanation for the discrepancy would be that the reaction observed in experiment does not proceed

according to bimolecular kinetics but involves a more complicated process through the formation of clusters. The possibility of roaming dynamics<sup>110,111</sup> influencing the rate constant was also considered and briefly investigated. We explored possible configurations in an attempt to find a minimum describing a bound  $\text{X} + \text{C}_3\text{H}_8$  complex, from which a unimolecular dissociation into  $\text{XH} + \text{C}_3\text{H}_7$  might occur. However, despite many attempts, we were not able to find such a configuration. In order to go beyond instanton theory to treat recrossing and anharmonicity more accurately and also allow for the possibility of roaming trajectories, a ring-polymer molecular dynamics simulation could be carried out.<sup>112,113</sup> However, this would require the construction of a globally-accurate PES, which is not currently available.

The quality of the PES directly ties in to the accuracy of the rates calculated by various quantum dynamics approaches, including instanton theory. This has in fact been observed in the calculation of the  $\text{H} + \text{CH}_4$  rates at high temperatures using various quantum dynamics approaches, wherein the accuracy of the PES matters more than the quantum dynamics approach.<sup>1,2,8,109</sup> In this work, we used coupled-cluster theory with F12 methodology, which is expected to give energies near the basis-set limit.<sup>19</sup> This has been demonstrated in various work for similar systems,<sup>32,114</sup> including the calculation by Horsten *et al.* for  $\text{H} + \text{C}_3\text{H}_8$ .<sup>56</sup> That our high-temperature TST results match well with experiment suggests that at least the barrier heights and frequencies are accurately described by this method.

From the  $\text{H} + \text{C}_3\text{H}_8$  results, we can infer that the PES is accurate as it should be identical to that of  $\text{H} + \text{C}_3\text{H}_8$ , within the Born–Oppenheimer approximation. Truhlar has suggested that due to the small mass of Mu, the validity of the Born–Oppenheimer approximation should be questioned.<sup>2</sup> However, he does not suggest that it would be a major source of error and that it would perhaps change rates by a factor of two at most.

In this work, a local representation of the PES was generated with GPR. We find that this approach gives smooth surfaces which converge as the training set is increased. In previous work, we showed that this GPR-aided approach gives exactly the same rate for an on-the-fly instanton calculation for  $\text{H} + \text{CH}_4$ .<sup>32</sup> Considering that the approach has also been shown to be successful for  $\text{H} + \text{C}_2\text{H}_6$  and now for  $\text{H} + \text{C}_3\text{H}_8$  as well, we see little reason as to why it should not work for  $\text{Mu} + \text{C}_3\text{H}_8$ .

## 4 Conclusions

We have evaluated rate constants for  $\text{Mu} + \text{CH}_4$ ,  $\text{Mu} + \text{C}_2\text{H}_6$  and  $\text{Mu} + \text{C}_3\text{H}_8$  and their equivalent reactions with H. In the case of  $\text{X} + \text{C}_2\text{H}_6$  and  $\text{X} + \text{C}_3\text{H}_8$ , we have employed GPR to reduce computational costs while retaining an accuracy similar to that of an *ab initio* instanton rate calculation. Our instanton calculations show that although tunnelling has a significant effect on the rate at 300 K for these reactions, it speeds up the  $\text{Mu} + \text{Y}$  reactions by the same factor as  $\text{H} + \text{Y}$  and it can therefore be ruled out as the major contributor to the KIE at 300 K and above.



Our results for the H + X reactions agree well with experimental measurements and other theoretical predictions, which suggests that the potential-energy surfaces are of sufficient accuracy. Additionally, we have performed MCTDH calculations for Mu + CH<sub>4</sub> on the same PES as a benchmark to ascertain how the approximations made by instanton rate theory affect the rate constant. For the Mu + CH<sub>4</sub> reaction, we observe good agreement between the instanton rate theory results and MCTDH calculations, which suggest that the approximations made by instanton rate theory (such as the neglect of anharmonicity perpendicular to the path and recrossing) are not detrimental to the study of this reaction.

We argue that our instanton rate calculations are accurate for the Mu + C<sub>2</sub>H<sub>6</sub> and Mu + C<sub>3</sub>H<sub>8</sub> reactions as well, as the predicted mechanisms are similar to that of Mu + CH<sub>4</sub>. However, our Mu + C<sub>3</sub>H<sub>8</sub> prediction did not reproduce the unexpected experimental result by Fleming *et al.*<sup>17,18</sup> whereas no experimental or benchmark results were available for comparison for Mu + C<sub>2</sub>H<sub>6</sub> at low temperatures. The cause of the discrepancy thus remains unidentified and further studies need to be conducted in order to understand and explain it. We do however provide evidence to argue that the experimental KIE is not caused by tunnelling effects. It is also unlikely that including recrossing effects would provide the explanation as this could only reduce the predicted rate further away from the experimental result. If an accurate full-dimensional fitted PES were available, one could use RPMD to check whether significant anharmonic effects are present which can explain the result. A simpler alternative may be the VPT2 approach of Clary and coworkers<sup>11,106,115</sup> which treats tunnelling less accurately than instanton theory, but has a perturbative approach to anharmonicity in all modes, which may shed light on whether the anharmonic effects are important.

It would also be useful to confirm whether the Mu + C<sub>3</sub>H<sub>8</sub> reaction is fundamentally different from Mu + CH<sub>4</sub> and Mu + C<sub>2</sub>H<sub>6</sub>. Currently experiments have not been reported which measure the rates of both reactions within the same temperature range. Therefore, if new experimental results for Mu + CH<sub>4</sub> and Mu + C<sub>2</sub>H<sub>6</sub> at 300 K (even if it were simply to find an upper bound to the rate) or Mu + C<sub>3</sub>H<sub>8</sub> at high temperatures were available, this would allow better benchmarking of the theoretical predictions and potentially help hunt down the source of the discrepancy.

Theoretical studies of H + n-C<sub>4</sub>H<sub>10</sub> have shown that tunnelling effects enhance the rate by 1–2 orders of magnitude at 300 K.<sup>116</sup> Although we have not tackled the X + n-C<sub>4</sub>H<sub>10</sub> reaction in this work, we expect that when studied with instanton theory it will behave similarly to the other reactions, and that tunnelling effects of H + n-C<sub>4</sub>H<sub>10</sub> will be similar to those of Mu + n-C<sub>4</sub>H<sub>10</sub> such that making hard to explain the unexpected KIEs observed in ref. 18.

On a positive note, this study provides further evidence that the GPR-aided instanton approach<sup>32</sup> can be employed efficiently to study polyatomic reactions. The calculations do not require reduced-dimensionality approximations or compromise on the electronic-structure method. We thus expect the approach to be widely applicable to a variety of large and complex systems.

For instance, while abstraction reactions result in an inverse KIE (*i.e.* the H variant of the reactions have a larger rate compared to the Mu variant), it is known that for addition reactions involving Mu (*e.g.* Mu + C<sub>2</sub>H<sub>4</sub>,<sup>117</sup> Mu + C<sub>2</sub>H<sub>2</sub><sup>118</sup> and Mu + C<sub>6</sub>H<sub>6</sub><sup>119</sup>) tunnelling makes much larger contributions. Other similar reactions of interest include Mu + F<sub>2</sub> (for which a large KIE is observed)<sup>120</sup> and reactions with muonic helium (Heμ = [<sup>4</sup>Heμ<sup>+</sup>]<sup>+</sup>e<sup>-</sup>) such as Heμ + CH<sub>4</sub>.<sup>105</sup> The GPR-aided instanton approach would be an excellent candidate for the study of these reactions too.

## Conflicts of interest

There are no conflicts to declare.

## Acknowledgements

We would like to thank Stephen Cottrell and Don Fleming for first introducing us to their work on muonium reactions and Martin Quack for useful comments after a presentation of our study at a MOLIM meeting. This research has been financially supported by the Swiss National Science Foundation (Project No. 175696).

## References

- J. Espinosa-García, *Phys. Chem. Chem. Phys.*, 2008, **10**, 1277–1284.
- J. Pu and D. G. Truhlar, *J. Chem. Phys.*, 2002, **117**, 10675–10687.
- R. Pérez de Tudela, F. J. Aoiz, Y. V. Suleimanov and D. E. Manolopoulos, *J. Phys. Chem. Lett.*, 2012, **3**, 493–497.
- Y. V. Suleimanov, R. Pérez de Tudela, P. G. Jambrina, J. F. Castillo, V. Sáez-Rábanos, D. E. Manolopoulos and F. J. Aoiz, *Phys. Chem. Chem. Phys.*, 2013, **15**, 3655–3665.
- R. Pérez de Tudela, Y. V. Suleimanov, J. O. Richardson, V. Sáez Rábanos, W. H. Green and F. J. Aoiz, *J. Phys. Chem. Lett.*, 2014, **5**, 4219–4224.
- Y. Li, Y. V. Suleimanov, J. Li, W. H. Green and H. Guo, *J. Chem. Phys.*, 2013, **138**, 094307.
- Q. Meng, J. Chen and D. H. Zhang, *J. Chem. Phys.*, 2016, **144**, 154312.
- K. Karandashev, Z.-H. Xu, M. Meuwly, J. Vaníček and J. O. Richardson, *Struct. Dyn.*, 2017, **4**, 061501.
- J. Meisner, J. B. Rommel and J. Kästner, *J. Comput. Chem.*, 2011, **32**, 3456–3463.
- M. Kryvohuz, *J. Phys. Chem. A*, 2014, **118**, 535–544.
- X. Shan, T. A. H. Burd and D. C. Clary, *J. Phys. Chem. A*, 2019, **123**, 4639–4657.
- T. A. Burd, X. Shan and D. C. Clary, *Chem. Phys. Lett.*, 2019, **735**, 136783.
- T. A. Burd, X. Shan and D. C. Clary, *Chem. Phys. Lett.*, 2018, **693**, 88–94.
- E. Cohen, T. Cvitaš, J. Frey, B. Holmström, K. Kuchitsu, R. Marquardt, I. Mills, F. Pavese, M. Quack, J. Stohner,



- H. L. Strauss, M. Takami and A. J. Thor, *IUPAC Physical and Biophysical Chemistry Division, Quantities, Units and Symbols in Physical Chemistry. (The IUPAC 'Green Book')*, RSC Publishing, Cambridge, 3rd edn, 2007.
- 15 R. Snooks, D. J. Arseneau, S. Baer, D. G. Fleming, M. Senba, J. J. Pan and M. Shelley, *Hyperfine Interact.*, 1994, **87**, 911–916.
  - 16 R. Snooks, D. J. Arseneau, D. G. Fleming, M. Senba, J. J. Pan, M. Shelley and S. Baer, *J. Chem. Phys.*, 1995, **102**, 4860–4869.
  - 17 D. G. Fleming, S. P. Cottrell, I. McKenzie and K. Ghandi, *Phys. Chem. Chem. Phys.*, 2015, **17**, 19901–19910.
  - 18 D. G. Fleming, D. J. Arseneau, S. P. Cottrell and J. N. T. Peck, *Phys. Chem. Chem. Phys.*, 2020, **22**, 6326–6334.
  - 19 D. P. Tew, W. Klopper, C. Neiss and C. Hättig, *Phys. Chem. Chem. Phys.*, 2007, **9**, 1921–1930.
  - 20 J. O. Richardson, *J. Chem. Phys.*, 2018, **148**, 200901.
  - 21 J. O. Richardson, *Int. Rev. Phys. Chem.*, 2018, **37**, 171–216.
  - 22 J. O. Richardson and S. C. Althorpe, *J. Chem. Phys.*, 2009, **131**, 214106.
  - 23 S. Andersson, G. Nyman, A. Arnaldsson, U. Manthe and H. Jónsson, *J. Phys. Chem. A*, 2009, **113**, 4468–4478.
  - 24 J. B. Rommel, T. P. M. Goumans and J. Kästner, *J. Chem. Theory Comput.*, 2011, **7**, 690–698.
  - 25 W. H. Miller, *J. Chem. Phys.*, 1975, **62**, 1899–1906.
  - 26 J. O. Richardson, *J. Chem. Phys.*, 2016, **144**, 114106.
  - 27 J. B. Rommel, Y. Liu, H.-J. Werner and J. Kästner, *J. Phys. Chem. B*, 2012, **116**, 13682–13689.
  - 28 T. Lamberts, P. K. Samanta, A. Köhn and J. Kästner, *Phys. Chem. Chem. Phys.*, 2016, **18**, 33021–33030.
  - 29 J. Meisner and J. Kästner, *Angew. Chem., Int. Ed.*, 2016, **55**, 5400–5413.
  - 30 V. Ásgeirsson, A. Arnaldsson and H. Jónsson, *J. Chem. Phys.*, 2018, **148**, 102334.
  - 31 A. N. Beyer, J. O. Richardson, P. J. Knowles, J. Rommel and S. C. Althorpe, *J. Phys. Chem. Lett.*, 2016, **7**, 4374–4379.
  - 32 G. Laude, D. Calderini, D. P. Tew and J. O. Richardson, *Faraday Discuss.*, 2018, **212**, 237–258.
  - 33 J. O. Richardson, S. C. Althorpe and D. J. Wales, *J. Chem. Phys.*, 2011, **135**, 124109.
  - 34 M. T. Cvitaš and J. O. Richardson, *Phys. Chem. Chem. Phys.*, 2020, **22**, 1035.
  - 35 J. O. Richardson, C. Pérez, S. Lobsiger, A. A. Reid, B. Temelso, G. C. Shields, Z. Kisiel, D. J. Wales, B. H. Pate and S. C. Althorpe, *Science*, 2016, **351**, 1310–1313.
  - 36 J. O. Richardson, *Phys. Chem. Chem. Phys.*, 2017, **19**, 966–970.
  - 37 Y. Litman, J. O. Richardson, T. Kumagai and M. Rossi, *J. Am. Chem. Soc.*, 2019, **141**, 2526–2534.
  - 38 P. Bajaj, J. O. Richardson and F. Paesani, *Nat. Chem.*, 2019, **11**, 367–374.
  - 39 W. Fang, J. Chen, P. Pedevilla, X.-Z. Li, J. O. Richardson and A. Michaelides, *Nat. Commun.*, 2020, **11**, 1689.
  - 40 S. C. Althorpe and D. C. Clary, *Annu. Rev. Phys. Chem.*, 2003, **54**, 493–529.
  - 41 T. Wu, H.-J. Werner and U. Manthe, *Science*, 2004, **306**, 2227–2229.
  - 42 C. E. Rasmussen and C. K. I. Williams, *Gaussian Processes for Machine Learning*, The MIT Press, Cambridge, Massachusetts, 2006.
  - 43 A. M. Cooper, P. P. Hallmen and J. Kästner, *J. Chem. Phys.*, 2018, **148**, 094106.
  - 44 O.-P. Koistinen, E. Maras, A. Vehtari and H. Jónsson, *Nanosyst.: Phys., Chem., Math.*, 2016, **7**, 925.
  - 45 O.-P. Koistinen, F. B. Dagbjartsdóttir, V. Ásgeirsson, A. Vehtari and H. Jónsson, *J. Chem. Phys.*, 2017, **147**, 152720.
  - 46 A. Denzel and J. Kästner, *J. Chem. Theory Comput.*, 2018, **14**, 5777–5786.
  - 47 A. Denzel, B. Haasdonk and J. Kästner, *J. Phys. Chem. A*, 2019, **123**, 9600–9611.
  - 48 H.-D. Meyer, U. Manthe and L. S. Cederbaum, *Chem. Phys. Lett.*, 1990, **165**, 73–78.
  - 49 J. Espinosa-García, *J. Chem. Phys.*, 2002, **116**, 10664.
  - 50 J. C. Corchado, J. L. Bravo and J. Espinosa-García, *J. Chem. Phys.*, 2009, **130**, 184314.
  - 51 X. Xu, J. Chen and D. H. Zhang, *Chin. J. Chem. Phys.*, 2014, **27**, 373–379.
  - 52 X. Zhang, B. J. Braams and J. M. Bowman, *J. Chem. Phys.*, 2006, **124**, 021104.
  - 53 R. Welsch and U. Manthe, *J. Chem. Phys.*, 2013, **138**, 164118.
  - 54 J. Li, J. Chen, Z. Zhao, D. Xie, D. H. Zhang and H. Guo, *J. Chem. Phys.*, 2015, **142**, 204302.
  - 55 H.-J. Werner, P. J. Knowles, G. Knizia, F. R. Manby and M. Schütz, *WIREs Comput. Mol. Sci.*, 2012, **2**, 242–253.
  - 56 H. F. von Horsten, S. T. Banks and D. C. Clary, *J. Chem. Phys.*, 2011, **135**, 094311.
  - 57 T. J. Lee and P. R. Taylor, *Int. J. Quantum Chem.*, 1989, **36**, 199–207.
  - 58 C. L. Janssen and I. M. Nielsen, *Chem. Phys. Lett.*, 1998, **290**, 423–430.
  - 59 T. J. Lee, *Chem. Phys. Lett.*, 2003, **372**, 362–367.
  - 60 T. Husch, L. Freitag and M. Reiher, *J. Chem. Theory Comput.*, 2018, **14**, 2456–2468.
  - 61 M. J. Gillan, *J. Phys. C: Solid State Phys.*, 1987, **20**, 3621–3641.
  - 62 V. A. Benderskii, D. E. Makarov and C. A. Wight, *Chemical Dynamics at Low Temperatures*, Wiley, New York, 1994.
  - 63 H. Zipse, in *Radical Stability-A Theoretical Perspective*, ed. A. Gansäuer, Springer Berlin Heidelberg, Berlin, Heidelberg, 2006, pp. 163–189.
  - 64 A. Fernández-Ramos, B. A. Ellingson, R. Meana-Pañeda, J. M. C. Marques and D. G. Truhlar, *Theor. Chem. Acc.*, 2007, **118**, 813–826.
  - 65 W. H. Miller, S. D. Schwartz and J. W. Tromp, *J. Chem. Phys.*, 1983, **79**, 4889.
  - 66 D. H. Zhang and J. C. Light, *J. Chem. Phys.*, 1996, **104**, 6184.
  - 67 F. Matzkies and U. Manthe, *J. Chem. Phys.*, 1997, **106**, 2646–2653.
  - 68 F. Matzkies and U. Manthe, *J. Chem. Phys.*, 1998, **108**, 4828–4836.
  - 69 U. Manthe, *J. Chem. Phys.*, 2008, **128**, 064108.
  - 70 F. Huarte-Larrañaga and U. Manthe, *Z. Phys. Chem.*, 2007, **221**, 171–213.
  - 71 U. Manthe, *Mol. Phys.*, 2011, **109**, 1415–1426.



- 72 R. Welsch, F. Huarte-Larranaga and U. Manthe, *J. Chem. Phys.*, 2012, **136**, 064117.
- 73 R. Welsch and U. Manthe, *Mol. Phys.*, 2012, **110**, 703–715.
- 74 U. Manthe and R. Welsch, *J. Chem. Phys.*, 2014, **140**, 244113.
- 75 R. Welsch, *J. Chem. Phys.*, 2018, **148**, 204304.
- 76 R. Welsch, *Angew. Chem., Int. Ed.*, 2018, **57**, 13150.
- 77 R. Welsch, *Phys. Chem. Chem. Phys.*, 2019, **21**, 17054.
- 78 R. Ellerbrock and U. Manthe, *Chem. Phys.*, 2017, **482**, 106–112.
- 79 J. M. Bowman, *J. Phys. Chem.*, 1991, **95**, 4960–4968.
- 80 R. Welsch and U. Manthe, *J. Chem. Phys.*, 2012, **137**, 244106.
- 81 R. Welsch and U. Manthe, *J. Chem. Phys.*, 2015, **142**, 064309.
- 82 J. M. Bowman, D. Wang, X. Huang, F. Huarte-Larrañaga and U. Manthe, *J. Chem. Phys.*, 2001, **114**, 9683–9684.
- 83 U. Manthe, H.-D. Meyer and L. S. Cederbaum, *J. Chem. Phys.*, 1992, **97**, 3199–3213.
- 84 F. Gatti, B. Lasorne, H.-D. Meyer and A. Nauts, *Applications of Quantum Dynamics in Chemistry*, Springer, 2017.
- 85 H. Wang and M. Thoss, *J. Chem. Phys.*, 2003, **119**, 1289–1299.
- 86 U. Manthe, *J. Chem. Phys.*, 2008, **128**, 164116.
- 87 U. Manthe, *J. Chem. Phys.*, 1996, **105**, 6989–6994.
- 88 U. Manthe, *J. Chem. Phys.*, 2009, **130**, 054109.
- 89 F. Huarte-Larrañaga and U. Manthe, *J. Chem. Phys.*, 2000, **113**, 5115–5118.
- 90 G. Schiffler and U. Manthe, *J. Chem. Phys.*, 2010, **132**, 084103.
- 91 R. Welsch and U. Manthe, *J. Chem. Phys.*, 2014, **141**, 051102.
- 92 R. Welsch and U. Manthe, *J. Chem. Phys.*, 2014, **141**, 174313.
- 93 R. Welsch and U. Manthe, *J. Phys. Chem. Lett.*, 2015, **6**, 338–342.
- 94 H. Eyring, *Trans. Faraday Soc.*, 1938, **34**, 41–48.
- 95 B. Kerkeni and D. C. Clary, *Phys. Chem. Chem. Phys.*, 2006, **8**, 917–925.
- 96 S. T. Banks, C. S. Tautermann, S. M. Remmert and D. C. Clary, *J. Chem. Phys.*, 2009, **131**, 044111.
- 97 J. Espinosa-García, M. García-Chamorro and J. C. Corchado, *Phys. Chem. Chem. Phys.*, 2019, **21**, 13347–13355.
- 98 T. C. Allison and D. G. Truhlar, in *Testing the Accuracy of Practical Semiclassical Methods: Variational Transition State Theory with Optimized Multidimensional Tunneling*, ed. D. L. Thompson, World Scientific, 1998, pp. 618–712.
- 99 J. Espinosa-García and J. C. Corchado, *Phys. Chem. Chem. Phys.*, 2019, **21**, 13356–13367.
- 100 D. L. Baulch, C. T. Bowman, C. J. Cobos, R. A. Cox, T. Just, J. A. Kerr, M. J. Pilling, D. Stocker, J. Troe, W. Tsang, R. W. Walker and J. Warnatz, *J. Phys. Chem. Ref. Data*, 2005, **34**, 757–1397.
- 101 W. Tsang, *J. Phys. Chem. Ref. Data*, 1988, **17**, 887–951.
- 102 S. R. McConnell and J. Kästner, *J. Comput. Chem.*, 2019, **40**, 866–874.
- 103 P. Winter and J. O. Richardson, *J. Chem. Theory Comput.*, 2019, **15**, 2816–2825.
- 104 S. T. Banks, C. S. Tautermann, S. M. Remmert and D. C. Clary, *J. Chem. Phys.*, 2009, **131**, 044111.
- 105 D. J. Arseneau, D. G. Fleming, Y. Li, J. Li, Y. V. Suleimanov and H. Guo, *J. Phys. Chem. B*, 2016, **120**, 1641–1648.
- 106 S. M. Greene, X. Shan and D. C. Clary, *J. Chem. Phys.*, 2016, **144**, 244116.
- 107 H. S. Johnston and J. Heicklen, *J. Phys. Chem.*, 1962, **66**, 532–533.
- 108 C. Eckart, *Phys. Rev.*, 1930, **35**, 1303.
- 109 Y. V. Suleimanov, R. Collepardo-Guevara and D. E. Manolopoulos, *J. Chem. Phys.*, 2011, **134**, 044131.
- 110 J. M. Bowman and B. C. Shepler, *Annu. Rev. Phys. Chem.*, 2011, **62**, 531–553.
- 111 J. M. Bowman, *Mol. Phys.*, 2014, **112**, 2516–2528.
- 112 I. R. Craig and D. E. Manolopoulos, *J. Chem. Phys.*, 2005, **123**, 034102.
- 113 Y. V. Suleimanov, F. J. Aoiz and H. Guo, *J. Phys. Chem. A*, 2016, **120**, 8488–8502.
- 114 P. R. Spackman, D. Jayatilaka and A. Karton, *J. Chem. Phys.*, 2016, **145**, 104101.
- 115 S. M. Greene, X. Shan and D. C. Clary, *J. Chem. Phys.*, 2016, **144**, 084113.
- 116 X. Shan and D. C. Clary, *Phys. Chem. Chem. Phys.*, 2013, **15**, 1222–1231.
- 117 D. M. Garner, D. G. Fleming, D. J. Arseneau, M. Senba, I. D. Reid and R. J. Mikula, *J. Chem. Phys.*, 1990, **93**, 1732–1740.
- 118 D. J. Arseneau, D. M. Garner, I. D. Reid and D. G. Fleming, *J. Phys. Chem. A*, 2015, **119**, 7247–7256.
- 119 E. Roduner, P. W. F. Louwrier, G. A. Brinkman, D. M. Garner, I. D. Reid, D. J. Arseneau, M. Senba and D. G. Fleming, *Ber. Bunsen-Ges. Phys. Chem.*, 1990, **94**, 1224–1230.
- 120 T. Tanaka and T. Takayanagi, *Chem. Phys. Lett.*, 2010, **496**, 248–253.

