

Cite this: *RSC Adv.*, 2019, 9, 27625Received 2nd June 2019
Accepted 21st August 2019

DOI: 10.1039/c9ra04170b

rsc.li/rsc-advances

Recent advances in direct trifluoromethylation of olefinic C–H bonds

Cao Yang,^a Akbar Hassanpour,^b Khatereh Ghorbanpour,^b
Shahrzad Abdolmohammadi*^c and Esmail Vessally^d

The aim of this review is to provide a comprehensive overview of the direct trifluoromethylation of olefinic C–H bonds with special attention on the mechanistic aspects of the reactions. The review is divided into two major sections. The first focuses exclusively on trifluoromethylation of terminal alkenes, while the second will cover trifluoromethylation of internal alkenes. Literature has been surveyed until the end of April 2019.

1. Introduction

Today, fluorine-containing organic compounds are prominent in the various branches of the chemical sciences, particularly in medicinal, agricultural, and materials chemistry.¹ Approximately 25% of modern pharmaceuticals and 40% of agrochemicals² contain fluorine atoms in their structure, because fluorinated compounds exhibit a high chemical stability, bioavailability and lipophilicity over their non-fluorinated

analogues.³ Particularly, molecules bearing a trifluoromethyl (–CF₃) group show a wide range of pharmacological and biological properties.⁴ Although a variety of efficient and practical methodologies for the construction of C_{alkyl}–CF₃ and C_{aryl}–CF₃ bonds have been developed over the last few years,⁵ much less reports are available for the fabrication of C_{alkenyl}–CF₃ bonds. Moreover, alkenes are key intermediates in many organic cyclocondensation reactions.^{6–10} As evidenced in the literature, C–CF₃ bond formation in alkenes usually relied on the use of prefunctionalized substrates, such as vinyl halides,¹¹ vinylboronic acids,¹² vinyl borates,¹³ vinyl sulfonates,¹⁴ vinyl carboxylic acids,¹⁵ and nitro olefins.¹⁶ Unfortunately, most of these strategies suffer from limited substrate scope, multistep synthesis, and/or toxic waste stream.

An alternative protocol for the preparation of CF₃-substituted alkenes involves the direct trifluoromethylation of corresponding olefins *via* C–H activation. As this synthetic

^aSchool of Materials Science and Engineering, Zhengzhou University, Zhengzhou 450001, China

^bDepartment of Chemistry, Marand Branch, Islamic Azad University, Marand, Iran

^cDepartment of Chemistry, East Tehran Branch, Islamic Azad University, P. O. Box 18735-138, Tehran, Iran. E-mail: s.abdolmohammadi@iauet.ac.ir; s.abdolmohammadi@yahoo.com

^dDepartment of Chemistry, Payame Noor University, Tehran, Iran



Akbar Hassanpour was born in Tabriz, Iran, in 1978. He received his B.S. degree in pure chemistry from Tabriz Azad University, Iran, and his M.S. degree in organic chemistry from Tabriz University, Tabriz, Iran, in 2004 under the supervision of Prof. Kazem D. Safa. He completed his PhD degree in 2008 under the supervision of Prof. Kazem D. Safa. He was a postdoctoral fellow in the lab of Prof. W. A. Stanczyk at the

Centre of Molecular and Macromolecular Studies in Łódź, Poland. Now he is working at Azad University as assistant professor. His research interests include organometallic and organic synthesis, the and new methodologies in nano material synthesis.



Khatereh Ghorbanpour was born in Miandoab, Iran, in 1984. She received her B.S. degree in pure chemistry from Tabriz University, Iran, and her M.S. degree in organic chemistry from Tabriz University, Tabriz, Iran, in 2009 under the supervision of Prof. Kazem D. Safa. She completed her PhD degree in 2013 under the supervision of Prof. Kazem D. Safa. Her research interests include

organometallic and organic synthesis, the and new methodologies in nano science.



strategy avoid wasteful pre-functionalization of starting materials, it is undoubtedly more cost effective, atom-economical, practical, and eco-friendly alternative compared to the traditional procedures. To the best of our awareness, a comprehensive review has not appeared on the direct trifluoromethylation of olefinic C–H bonds in the literature as yet. In continuation of our recent reviews on the direct C(X)–H bonds functionalization,¹⁷ cross-coupling reactions and heterocyclic synthesis,¹⁸ herein, we will highlight recent discoveries and developments on the direct C–H trifluoromethylation of alkenes (Scheme 1), with special attention on the mechanistic aspects of the reactions.

2. Terminal alkenes

2.1. Transition-metal-catalyzed reactions

In 2012, Sodeoka and colleagues reported that a combination of cationic copper catalyst ($[(\text{MeCN})_4\text{Cu}]\text{PF}_6$), Brønsted acid (*para*-toluenesulfonic acid), and Togni's reagent **2** (1-trifluoromethyl-1,2-benziodoxol-3-(1*H*)-one) enables direct trifluoromethylation of olefinic C–H bonds of styrene derivatives **1** giving β -trifluoromethyl styrenes **3** in high yields and outstanding (*E*)-selectivity (Scheme 2).¹⁹ Although only two examples were disclosed, this paper represents the first example of direct trifluoromethylation of alkenyl C–H bonds. It should be noted that the presence of a Brønsted acid was crucial for the success of this transformation. In the absence of *p*-TsOH, the reaction failed to give the desired trifluoromethylated styrenes **3**, providing instead oxy-trifluoromethylated products. The authors suggested that the reaction proceeded through the formation of oxy-trifluoromethylated intermediate **A** via an oxy-trifluoromethylation process followed by E1 reaction.

At the same time, with the objective of designing a general procedure to the direct olefinic C–H bonds trifluoromethylation, Feng and Loh were able to revealed that

a diverse set of enamides **4** can undergo Cu-catalyzed (*E*)-selective trifluoromethylation using Togni's reagent **2** as the source of CF_3 .²⁰ The reaction were carried out in the presence of 10 mol% of $[(\text{MeCN})_4\text{Cu}]\text{PF}_6$ as the catalyst in THF under an inert atmosphere and provided the target trifluoromethyl-substituted olefins **5** in moderate to excellent yields, ranging from 40% to 92% (Scheme 3). It should be mentioned that the amido moiety introduced onto the olefin moiety had a dual role: (i) stabilizing the putatively formed α -carbonium; and (ii) inducing the subsequent proton elimination or a migration process during the reaction. The outcomes of the radical trapping experiments by addition of 2,2,6,6-tetramethyl-1-piperidinyloxy (TEMPO) and 2,6-di-*tert*-butyl-*p*-cresol (BHT) to the reaction mixture and electron paramagnetic resonance (EPR) spectroscopy studies suggested that the mechanism of this reaction cannot be involved a radical pathway. A plausible mechanism is shown in Scheme 4. This transformation starts with the reaction between Togni's reagent **2** and Cu(i), leading to the formation of the reactive intermediate **A**, which after the reaction with enamide **4** affords the iodo(III) cyclopropane intermediate **B**. Subsequently, reductive elimination of intermediate **B** produces the α -trifluoromethyl imine intermediate **C** that, after coordination with Lewis acidic Cu(i) generates complex **D**. Finally, elimination (or transfer) of α -proton affords the final olefinic trifluoromethylation product **5** and concomitantly regenerates the Cu(i) catalyst for the next catalytic cycle.

Shortly afterwards, the same authors extended the substrate scope of their methodology and reported the direct olefinic C–H bond trifluoromethylation of acrylamide derivatives **6** with Togni's reagent **2**.²¹ Thus, a library of β - CF_3 -functionalized acrylamides **7** were obtained in up to 90% yields employing 10 mol% of commercially available and inexpensive CuCl as a catalyst and DMSO as the solvent in the absence of any additive (Scheme 5). In this system, the reaction shows a remarkable degree of stereospecificity and occurs selectively



Shahrzad Abdolmohammadi was born in Iran, in 1976. She received her BSc. degree in chemistry from Alzahra University (AU), Tehran, Iran, in 1999, her MSc. degree in organic chemistry from the Tarbiat Modarres University (TMU), Tehran, Iran under the supervision of Professor Issa Yavari in 2002 and her PhD degree in organic chemistry from the Tehran University (TU), Tehran,

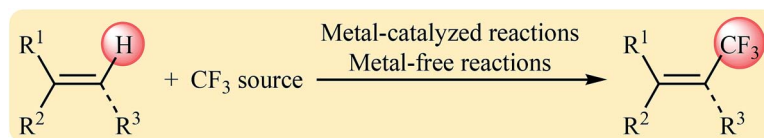
Iran, under the supervision of Professor Hooshang Pirelahi and Professor Saeed Balalaie, in 2008. She is associate professor in East Tehran Branch, Islamic Azad University, Tehran, Iran. Her research interests include organic synthesis, heterocyclic synthesis, multi-component reactions, nanocatalysis, organocatalysis, and synthetic methodology.



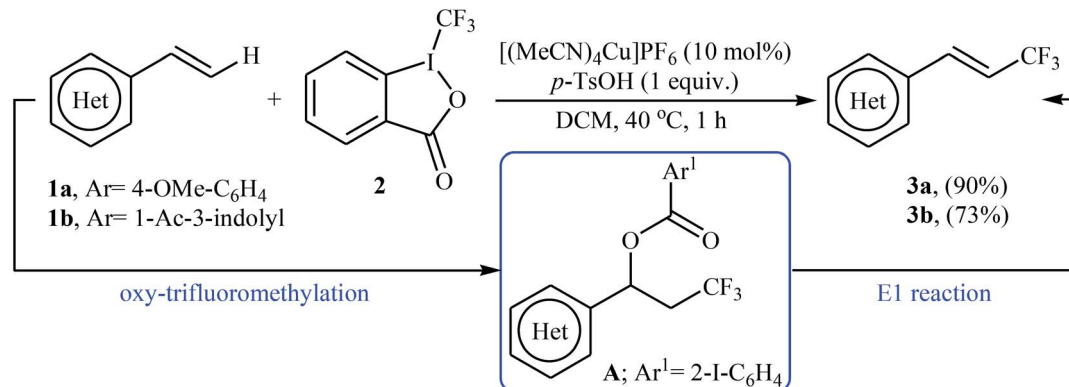
Esmail Vessally was born in Sharabiyan, Sarab, Iran, in 1973. He received his B.S. degree in pure chemistry from university of Tabriz, Tabriz, Iran, and his M.S. degree in organic chemistry from Tehran university, Tehran, Iran, in 1999 under the supervision of Prof. H. Pirelahi. He completed his PhD degree in 2005 under the supervision of Prof. M. Z. Kassae. Now he is working at

Payame Noor University as Professor in organic chemistry. His research interests include theoretical organic chemistry, new methodologies in organic synthesis and spectral studies of organic compounds.





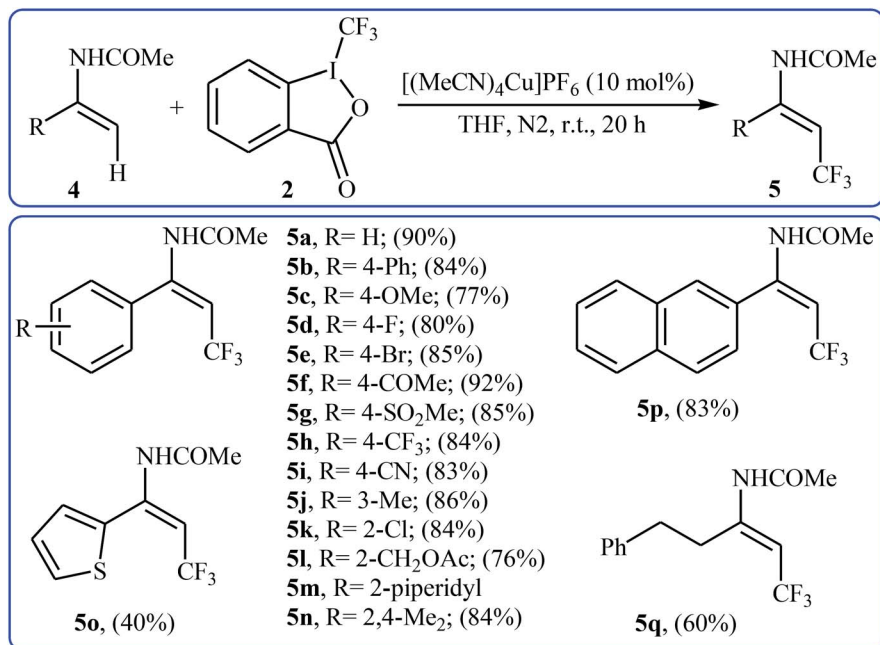
Scheme 1 Direct trifluoromethylation of olefinic C–H bonds.

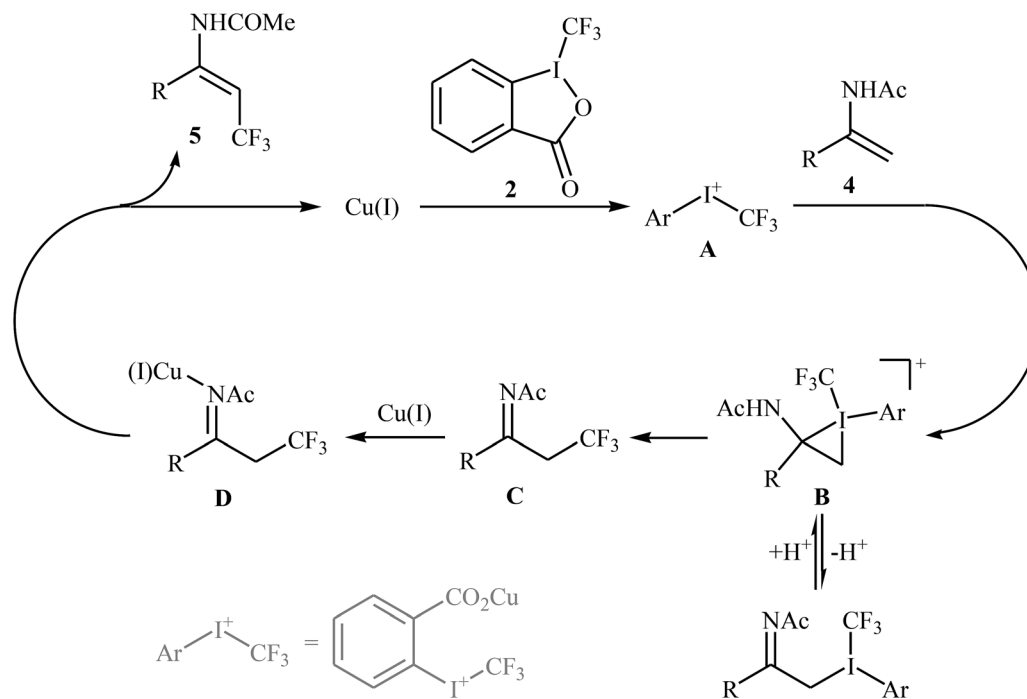
Scheme 2 Cu-catalyzed trifluoromethylation of styrenes **1** using Togni's reagent.

in the *cis* position with respect to the Ts-protected amide directing group. Of note, other Cu-catalysts such as CuBr, CuI, CuOAc, Cu(OAc)₂, Cu₂O, and [(MeCN)₄Cu]PF₆ were also found to promote this trifluoromethylation reaction, albeit with reduced efficiencies.

In related work, Xiao and co-workers have reported the synthesis of β-trifluoromethylated styrenes **10** through the direct trifluoromethylation of corresponding styrene derivatives **8** with Togni's reagent **9** utilizing [(MeCN)₄Cu]PF₆ as catalyst

and 1,8-diazabicyclo[5.4.0]undec-7-ene (DBU) as base in DMF (Scheme 6a).²² The scope of this reaction was broad, and various important functional groups (*e.g.*, OMe, CHO, F, Cl, Br, NO₂) were well tolerated. The reaction was also shown to be compatible with terminal heteroaromatic alkenes. Noteworthy, all products were obtained with excellent stereoselectivity (*E/Z* > 97 : 3). Recently, Shen and Loh along with their co-workers reported the fabrication of 1,1-diaryl-2-trifluoromethylethenes **12** shown in Scheme 6b.²³ These compounds were formed by

Scheme 3 Direct trifluoromethylation of enamides **4** with Togni's reagent.



Scheme 4 Mechanism for the trifluoromethylation of enamides 4.

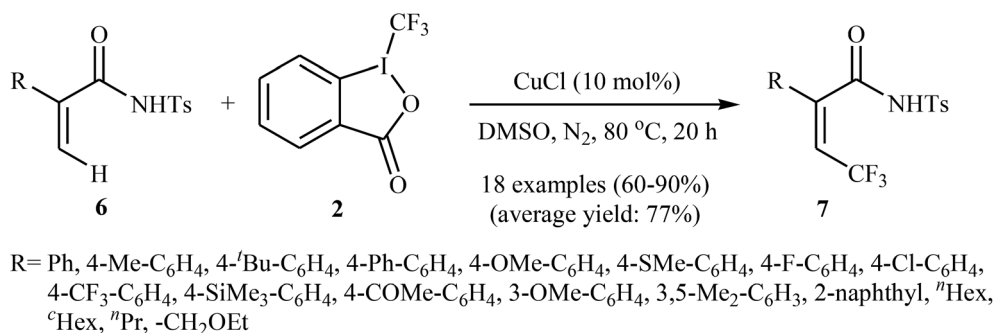
reaction of corresponding diarylethenes **11** with the Langlois reagent ($\text{CF}_3\text{SO}_2\text{Na}$) as an easy-to-handle and inexpensive trifluoromethylating agent through a radical process. The reaction carried out in the presence of CuI/1-methylimidazole/ $n\text{-Bu}_4\text{NI}$ /DTBP combination as a catalytic system in DCE at 120 °C resulted in relatively slow trifluoromethylthiolation to give good to high isolated yields of trifluoromethylated products **12** with a strong preference for (*E*)-isomers. The results demonstrated that substrates bearing an electron-donating group afforded better yields than those with an electron-withdrawing group. The mechanism proposed by the authors to explain the title reaction is depicted in Scheme 7.

2.2. Visible-light-mediated photoredox-catalyzed reactions

In 2012, the group of Cho developed a mild and general approach for visible light-mediated direct trifluoromethylation of terminal alkenes **13** with CF_3I using commercially available $\text{Ru}(\text{Phen})_3\text{Cl}_2$ as a photocatalyst and DBU as an additive.²⁴ The

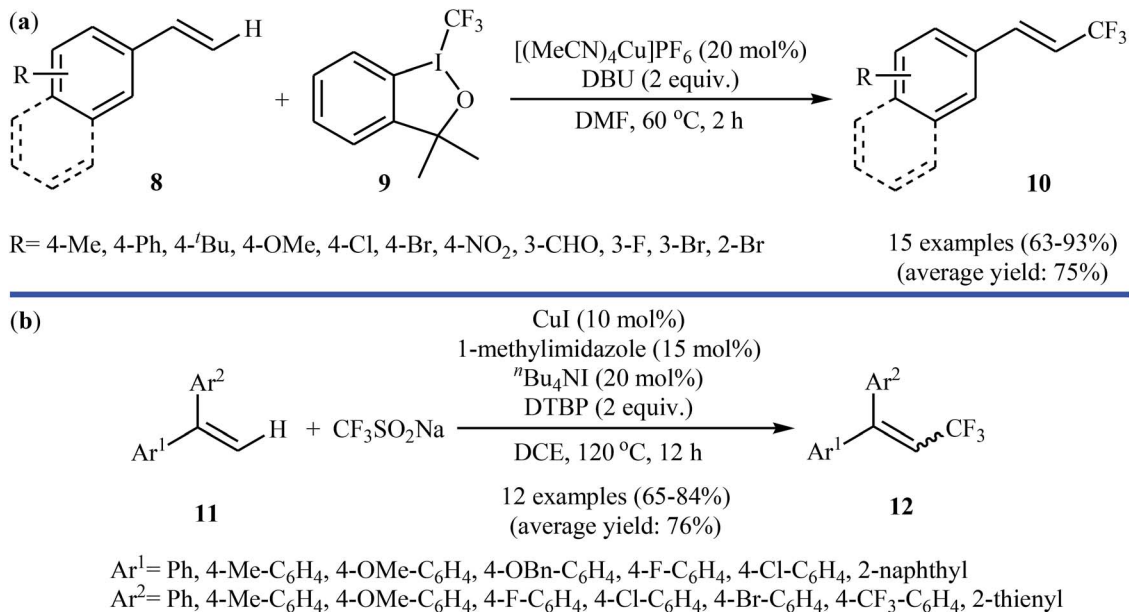
reaction proceeded smoothly in MeCN under a 14 W household light bulb at room temperature, giving generally high to excellent yields of trifluoromethyl-substituted olefins **14** with only (*E*)-stereochemistry (Scheme 8). Although the reactions of terminal alkenes are regio- and stereoselective, those of internal alkenes generated a mixture of isomers. Of note, aromatic systems were unreactive under the reaction conditions. Interestingly, in this reaction DBU played a dual role; the base and the reductant.

Not long after this report, Akita and co-workers disclosed that 1,1-disubstituted-2-trifluoromethylethenes **17** could be successfully synthesized from the reaction of corresponding 1,1-disubstituted alkenes **15** with Umemoto's reagent **16**, as a CF_3 source in the presence of $[\text{Ru}(\text{bpy})_3](\text{PF}_6)_2$ (bpy = 2,2'-bipyridine) as the photocatalyst under visible light irradiation.²⁵ As shown in Scheme 9, a series of sensitive substituents (*e.g.*, NO_2 , NHBoc, Cl, Br) and heterocycles were all compatible under the conditions. In addition, this system also worked for direct



Scheme 5 Cu(I)-catalyzed trifluoromethylation of acrylamide derivatives **6** with Togni's reagent **2**.

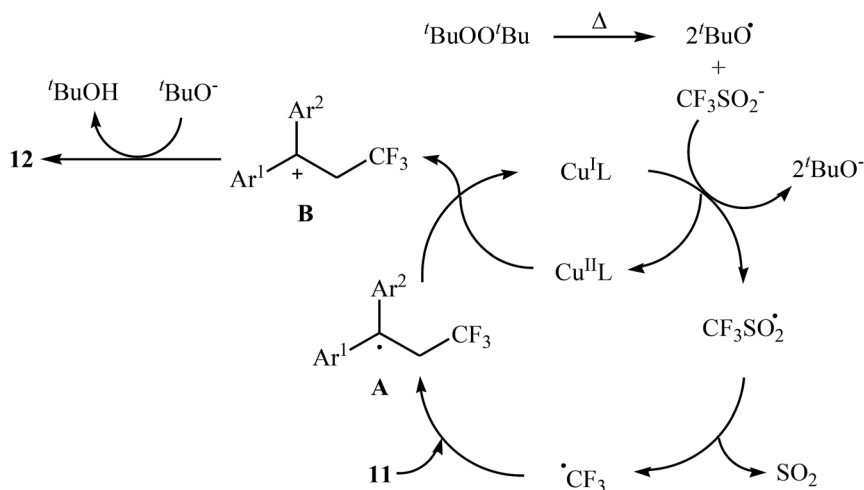




Scheme 6 (a) Xiao's synthesis of β -trifluoromethylated styrenes **10**; (b) direct trifluoromethylation of diarylethenes **11** with the Langlois reagent.

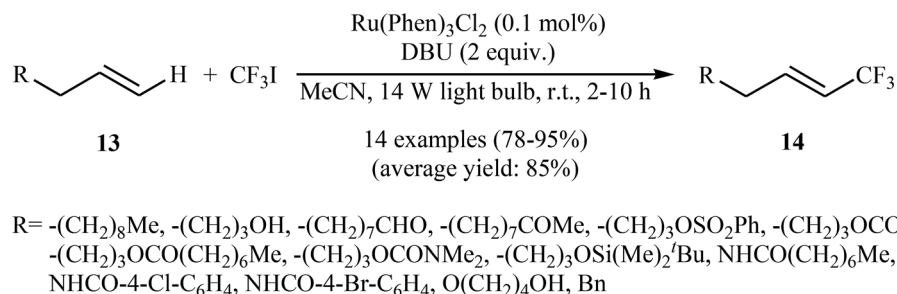
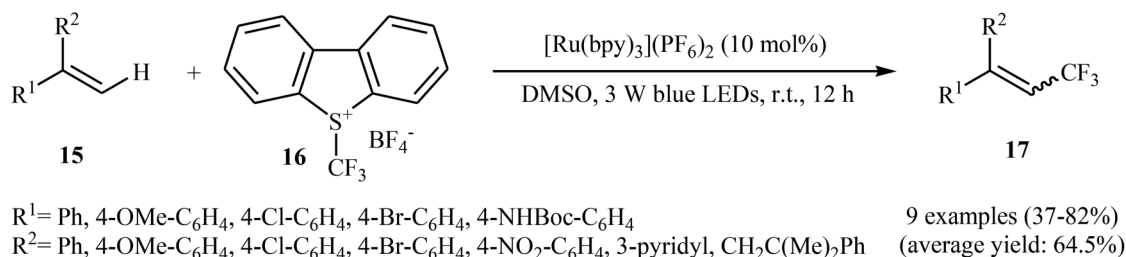
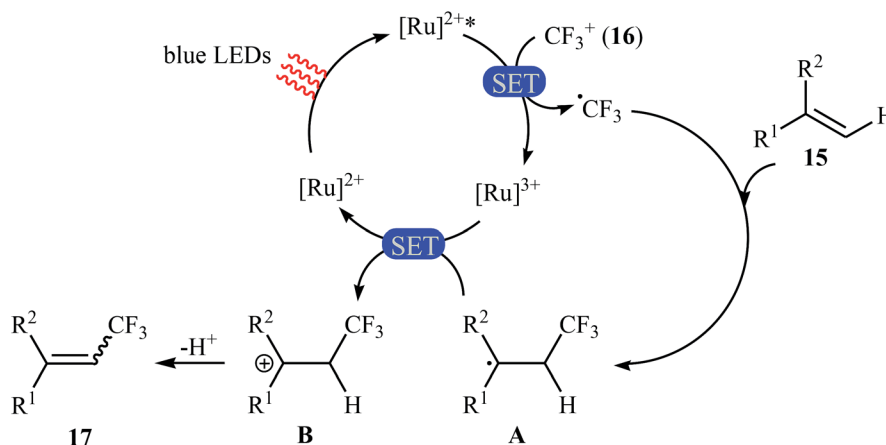
trifluoromethylation of trisubstituted aryl alkenes, and the target products were isolated in moderate to high yields. Additionally, use of an excess amount of trifluoromethylating agent (4 equiv.) induced double C-H trifluoromethylation to afford geminal bis(trifluoromethyl)alkenes. A plausible mechanistic pathway was proposed by the authors for this reaction (Scheme 10) that involves the initial formation of the trifluoromethyl radical ($\cdot\text{CF}_3$) *via* an one-electron-reduction of electrophilic Umemoto's reagent **16** by the photoactivated Ru catalyst, $[\text{Ru}(\text{bpy})_3]^{2+*}$, which after reaction with alkene **15** leads to the benzyl radical-type intermediate **A**. Subsequently, one-electron-oxidation of this intermediate by highly oxidizing Ru species, $[\text{Ru}(\text{bpy})_3]^{3+}$ gives β -CF₃ carbocation intermediate **B**. Finally, elimination of the olefinic proton from this intermediate affords the observed trifluoromethylated alkene **17**.

In 2014, Lin, Xu, and Qing developed an interesting stereocontrolled direct trifluoromethylation of olefinic C-H bonds through an appropriate combination of the photoredox catalyst and of the CF₃-containing substrate.²⁶ They showed that trifluoromethylation of styrene derivatives **18** with Togni's reagent under visible light irradiation gave exclusively more thermodynamically stable (*E*)-trifluoromethylated styrenes **19**, whereas reaction with Umemoto's reagent **16** in the presence of Ir(ppy)₃ lead to less thermodynamically stable (*Z*)-trifluoromethylated alkenes **20** with high to excellent stereoselectivity (Scheme 11). According to the authors, the mechanism of (*E*)-selective reaction is analogous to the one depicted in Scheme 10. The putative mechanism for the (*Z*)-selective trifluoromethylation is based on the initial formation of a thermodynamically stable (*E*)-



Scheme 7 Mechanistic proposal for the reaction in Scheme 6a.



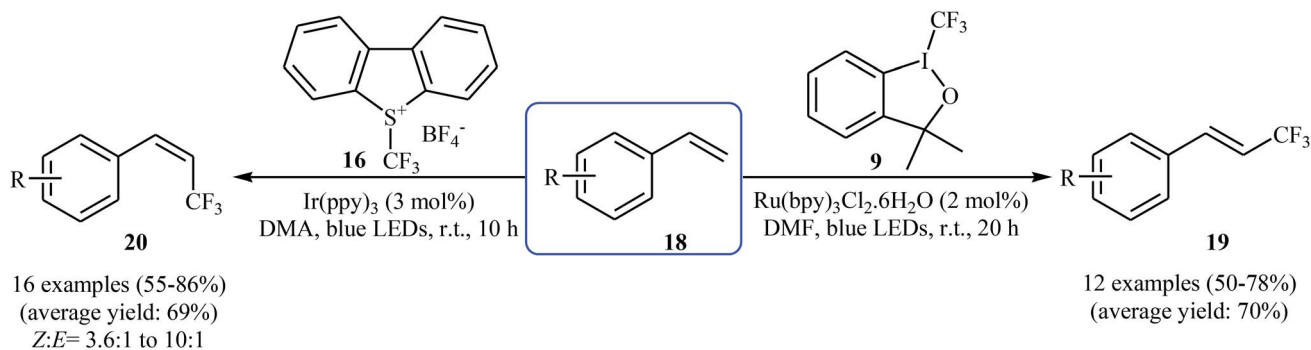
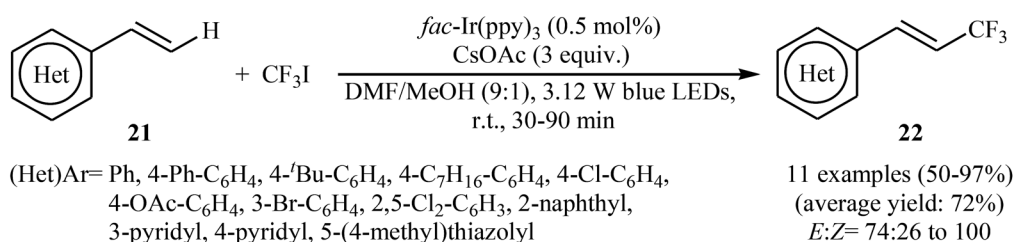
Scheme 8 Visible light-mediated direct trifluoromethylation of terminal alkenes **13** developed by Cho.Scheme 9 Akita's synthesis of trifluoromethylated alkenes **17**.Scheme 10 Mechanism that accounts for the formation of trifluoromethylated alkenes **17**.

isomer, which after the triplet-triplet energy transfer (TTET) process converts into (*Z*)-isomer.

Another innovative example on direct C-H trifluoromethylation of alkenes is shown in Scheme 12, where *fac*-Ir(ppy)₃ was used as heterogeneous photocatalyst.²⁷ Mono-trifluoromethylated vinylarenes **22** were easily formed in moderate to excellent yields and high *E/Z* selectivity under continuous-flow conditions and visible light irradiation *via* the treatment of the corresponding alkenes **21** with CF₃I in the presence of CsOAc as a base in DMF. The authors found that transferring continuous-flow conditions to batch reactions also provided high yield for the desired compounds, albeit with considerably reduced *E/Z* ratio. This fact can be explained by the shorter reaction times in flow.

Recently, an elegant and efficient protocol for photoredox-catalyzed (*Z*)-diastereoselective trifluoromethylation of methylene *exo*-glycols at room temperature using the Umemoto's reagent **16** was explored by Vincent *et al.*²⁸ By this procedure, a diverse array of unsubstituted *exo*-glycols **23** were successfully converted to the corresponding mono-trifluoromethyl analogues **24** with yield ranging from 47% to 83% and excellent (*Z*)-stereoselectivity (Scheme 13). The authors also showed that the synthesis of the same products were possible by performing the reaction in the presence of a catalytic amount of CuI in chloroform at 120 °C under microwave irradiation. The results demonstrated that the photoredox-catalyzed reaction is in general more efficient compared to the latter reaction.

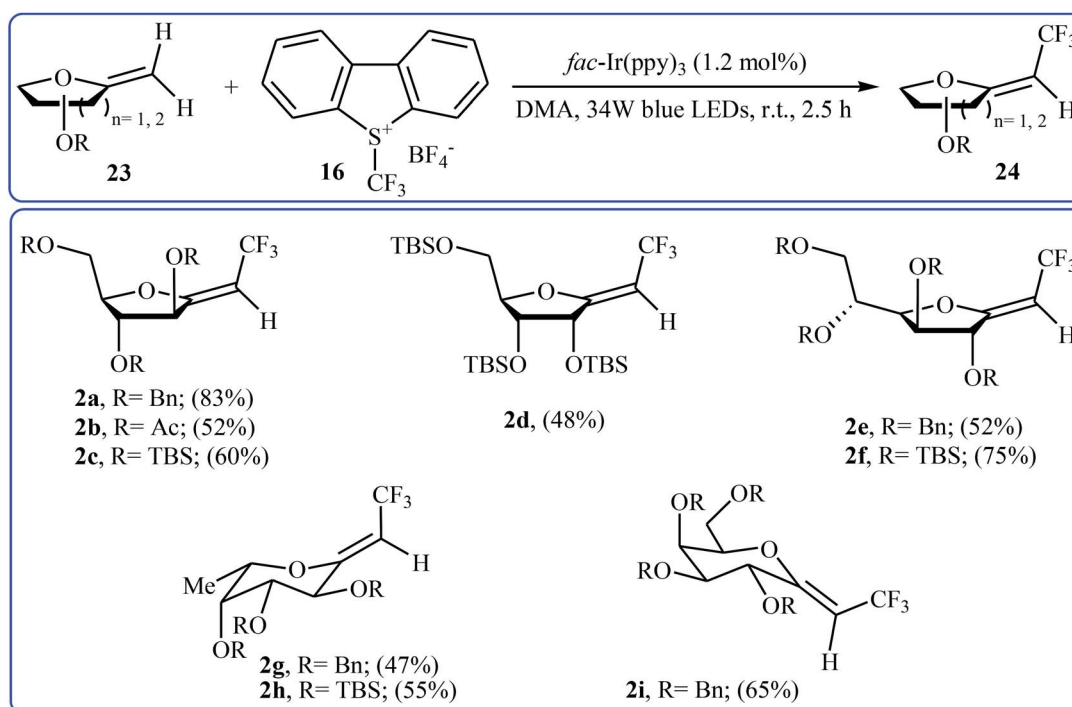


Scheme 11 Chemo-, regio-, and stereoselective trifluoromethylation of styrenes **18** developed by Qing.Scheme 12 Photocatalytic trifluoromethylation of terminal alkenes **21** with CF₃I.

2.3. Transition-metal-free reactions

In 2014, Tan and Liu along with their co-workers reported an interesting iodide-induced metal-free direct C-H trifluoromethylation of α,β -unsaturated carbonyl compounds **25** with Togni's reagent **2** using over-stoichiometric amounts of

^tBu₄Nl as an initiator and NaOAc as an additive in MeCN at 80 °C (Scheme 14).²⁹ The reaction proceeds with outstanding regioselectivity for β -site and stereoselectivity to the *E*-isomers and afforded the corresponding (*E*)- β -trifluoromethyl α,β -unsaturated hydroxamic acid derivatives **26** in moderate to good

Scheme 13 Photoredox-catalyzed (*Z*)-diastereoselective trifluoromethylation of methylene exo-glycals **23** using the Umemoto's reagent.

yields. The reaction could also be extended for β -trifluoromethylation of acrylamide derivatives. The mechanism of this trifluoromethylation reaction probably involves the generation of the highly reactive iodine(III) intermediate **A** from the reaction of ${}^n\text{Bu}_4\text{NI}$ with Togni's reagent, followed by reaction with activated alkene **25** to form intermediate **B**, which after an elimination and deprotonation sequential process furnishes the desired product **26** (Scheme 15).

Later, an interesting protocol for the stereoselective trifluoromethylation of enamides **27** with the Umemoto's reagent **16** was reported by Yu *et al.*³⁰ This photochemical, metal-free reaction was proceeded under visible light irradiation without any photocatalyst at room temperature and only inexpensive K_2HPO_4 is needed to promote this transformation. Both cyclic and acyclic substituents are well-tolerated and all the trifluoromethylated enamides were isolated in (*E*)-configuration exclusively. Some of the reported examples are shown in Scheme 16.

2.4. Miscellaneous reactions

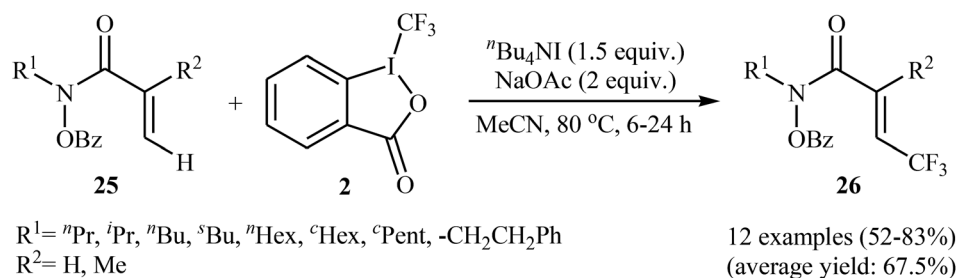
Very recently, Yang and Tsui presented a very elegant method for the synthesis of trifluoromethylated alkenes using easy-to-handle and commercial Me_3SiCF_3 as the CF_3 source.³¹ They showed that the trifluoromethylation of unactivated aliphatic alkenes **29** under a combination of *N*-iodosuccinimide (NIS) and visible light in the absence of any photocatalyst afforded the corresponding trifluoromethylated (*E*)-alkenes **30** in moderate to high yields, ranging from 42% to 86% (Scheme 17). The reaction was shown to be remarkably tolerant toward a large number of functional groups such as fluoro, chloro,

bromo, iodo, cyano, hydroxyl, acid, ester, ether, ketone, and aldehyde functionalities. However, 2-vinylnaphthalene did not take part in this trifluoromethylation and therefore no other aromatic terminal alkenes were examined in the protocol. The procedures could also be adapted to gram-scale trifluoromethylation of a series of natural product derivatives (*e.g.*, estrone, umbelliferone, flavone, and quinine cores). The putative mechanism for this NIS-promoted reaction is depicted in Scheme 18.

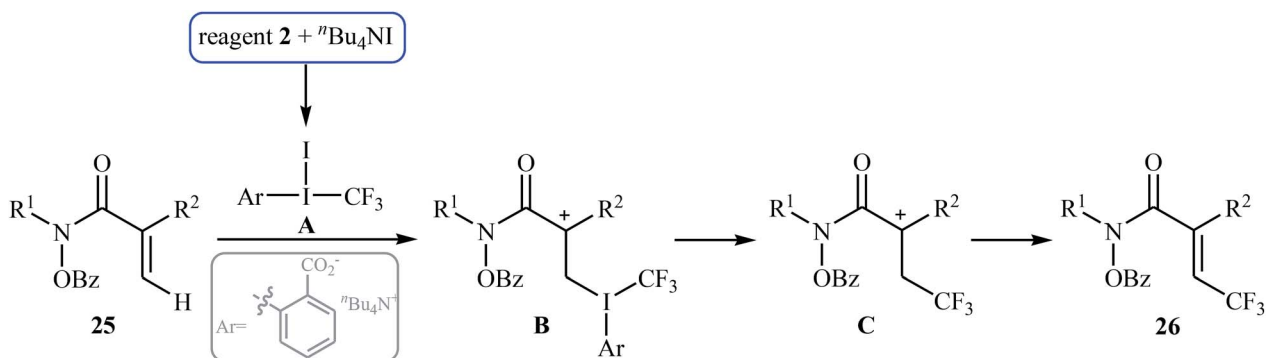
3. Internal alkenes

3.1. Cyclic internal alkenes

3.1.1. Transition-metal-catalyzed reactions. In 2013, Szabó and co-workers showed that functionalized (benzo)quinone derivatives **31** can undergo direct C–H mono-trifluoromethylation with Togni's reagent **2** in the presence of Cu-salts, according to Scheme 19a.³² After the optimization of the reaction conditions, the use of a stoichiometric amount of CuCN and 5 mol% of bis(pinacolato)diboron (B_2pin_2) as the mediator and as radical activator, respectively, in CHCl_3 at room temperature were required for high product yields. Unfortunately, almost all of the tested substrates for this reaction were exclusively electron-rich derivatives. At the same time, a closely related study was published by Wang *et al.*³³ Here, (benzo)quinones **33** were trifluoromethylated, using 20 mol% of CuI as the catalyst in a 1 : 1 mixture of ${}^t\text{BuOH}/\text{DCM}$ at 55 °C. The desired CF_3 -substituted quinones **34** were obtained with yield

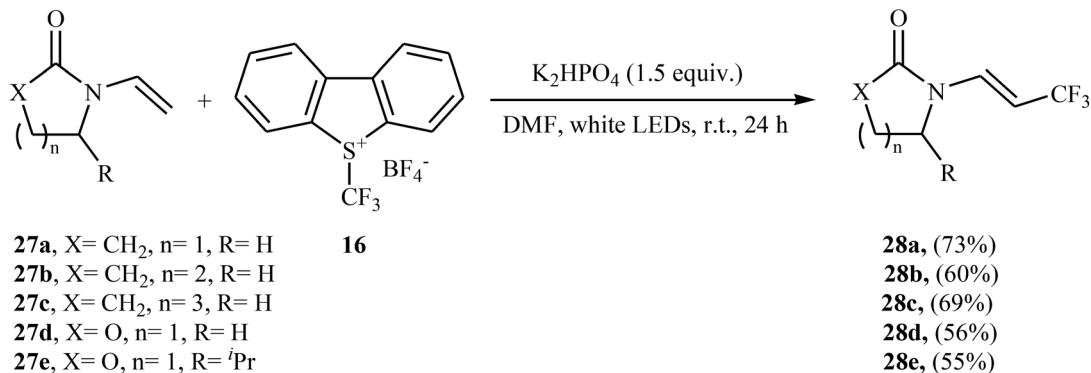


Scheme 14 Iodide-induced direct C–H trifluoromethylation of α,β -unsaturated carbonyl compounds **25** with Togni's reagent.



Scheme 15 Mechanism proposed to explain the formation of (*E*)- β -trifluoromethyl α,β -unsaturated hydroxamic acids **26**.



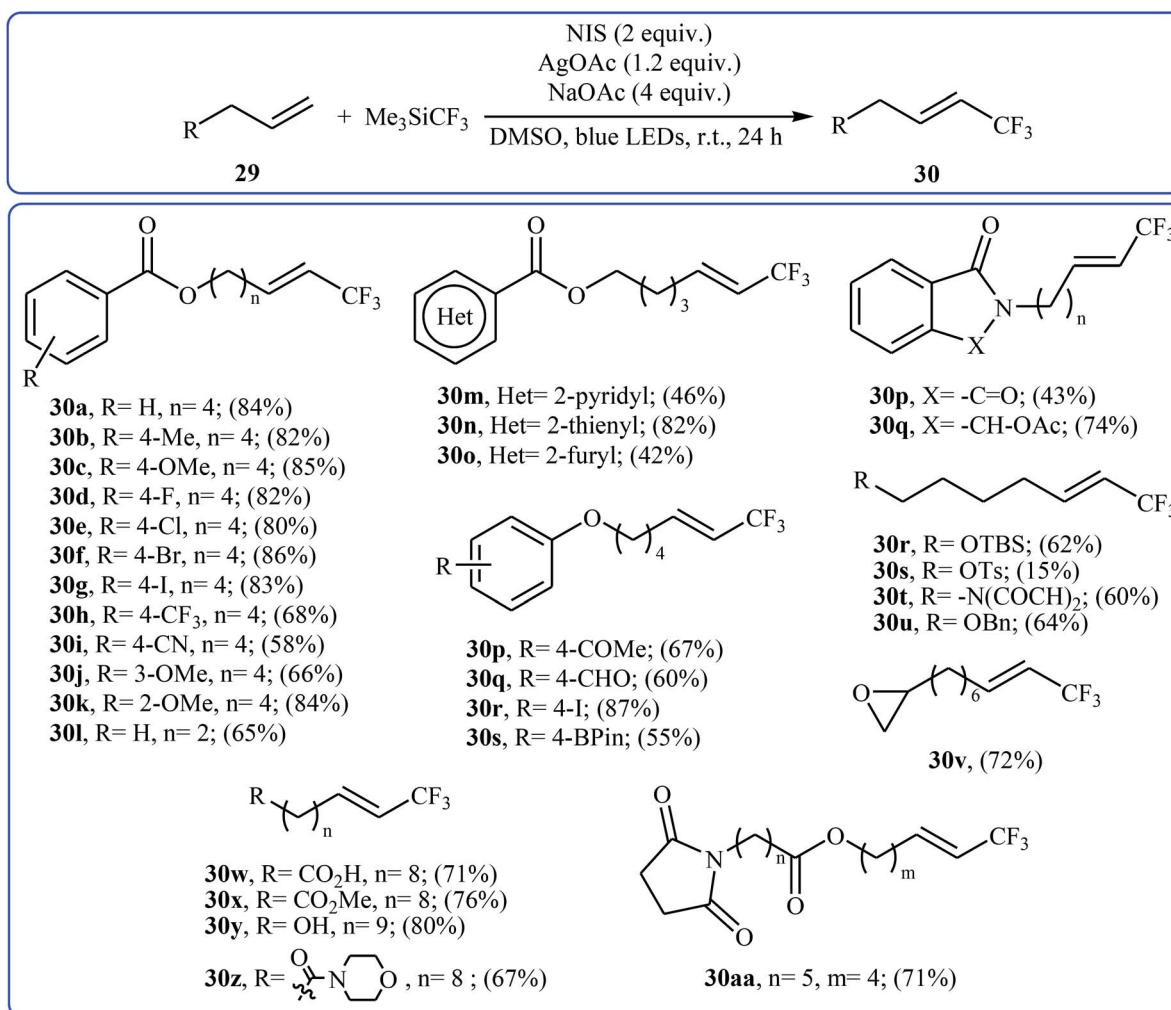


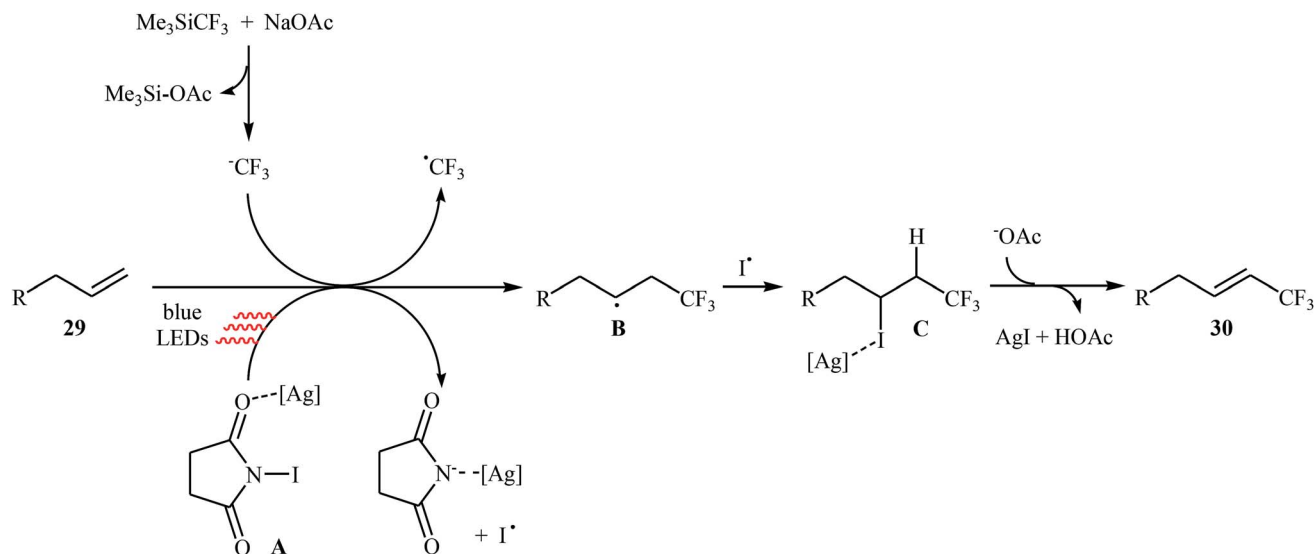
Scheme 16 Yu's trifluoromethylation of enamides 27.

ranging from 33% to 83% (Scheme 19b). Both groups suggested that the CF₃ radical is involved in the transformation.

Two years later, Gillaizeau and colleagues have demonstrated that, in the presence of a catalytic amount of FeCl₂ in DCM, various cyclic enamides **35** undergo a mild and regioselective trifluoromethylation at the C3 position with the Togni's

reagent **2** to afford the corresponding β-CF₃-enamides **36** in modestly to excellent yields.³⁴ Some reported examples are shown in Scheme 20. Other metal catalysts such as SnCl₂, AlCl₃, CuCl, and Cu(OAc)₂ displayed lower reactivity compared to FeCl₂ in this transformation and Sc(Ot_f)₃ and Cu₂O proved to be completely ineffective. It should be mentioned that the

Scheme 17 NIS-promoted trifluoromethylation of unactivated alkenes **29** with Me₃SiCF₃.



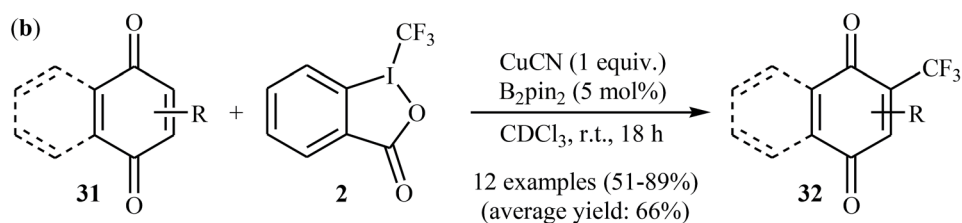
Scheme 18 Mechanism that accounts for the formation of trifluoromethylated (*E*)-alkenes **30**.

reaction was also applied to acyclic enamides and indole derivatives.

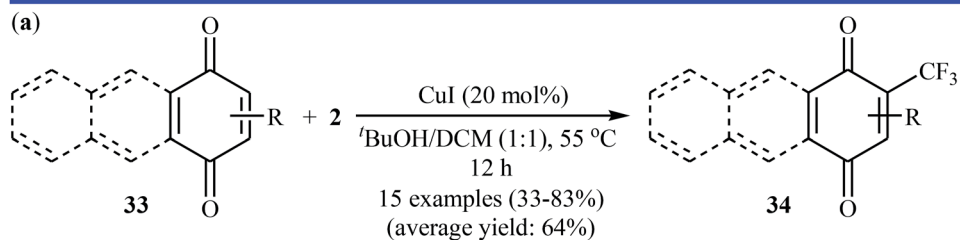
Another direct C–H trifluoromethylation method for cyclic alkenes was described by Wang, Xiong, and Ye in 2015 with Umemoto's reagent under visible light irradiation.³⁵ They showed that the reaction of glycols **37** with Umemoto's reagent **16** in the presence of *fac*-Ir(ppy)₃ as catalyst under the household blue LED irradiation smoothly afforded the corresponding trifluoromethylated glycols **38** in moderate to good yields (Scheme 21). Glycols bearing both electron-withdrawing and electron-donating protective groups were compatible with the reaction conditions. More significantly, the reaction can be

applied to the trifluoromethylation of the biologically important 2,3-unsaturated *N*-acetylneuraminic acid (Neu2en) derivatives.

3.1.2. Transition-metal-free reactions. The first and only study on metal-free direct trifluoromethylation of cyclic alkenes was reported by Georg and co-workers in 2014.³⁶ It described the regioselective introduction of a CF₃ group at the C-5 position of 2,3-dihydropyridin-4(1*H*)-ones (cyclic enaminones) using PhI(OAc)₂ as an oxidant and the Ruppert's reagent. A screening of reaction conditions proved that KF and MeCN were the most effective base and solvent, respectively. With these optimized reaction conditions, a series of electron-rich and electron-deficient 2,3-dihydropyridin-4(1*H*)-ones **39** was successfully trifluoromethylated (Scheme 22). This strategy was also



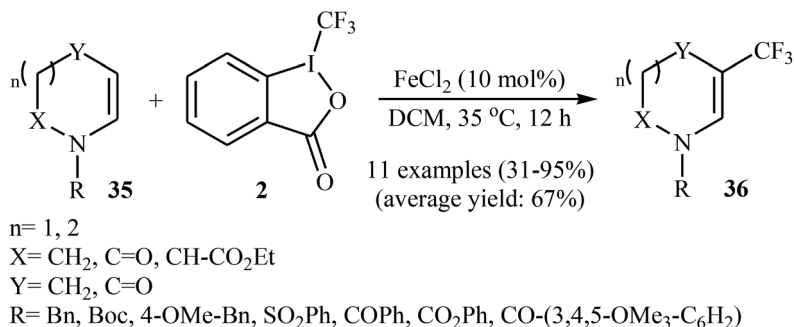
R = H, 2-Me, 2-Cl, 2-Br, 2,3-(OMe)₂, 2,5-Cl₂, 2,6-Me₂, 2,6-(OMe)₂, 2,6-Cl₂, 2-Me-5,6-(OMe)₂



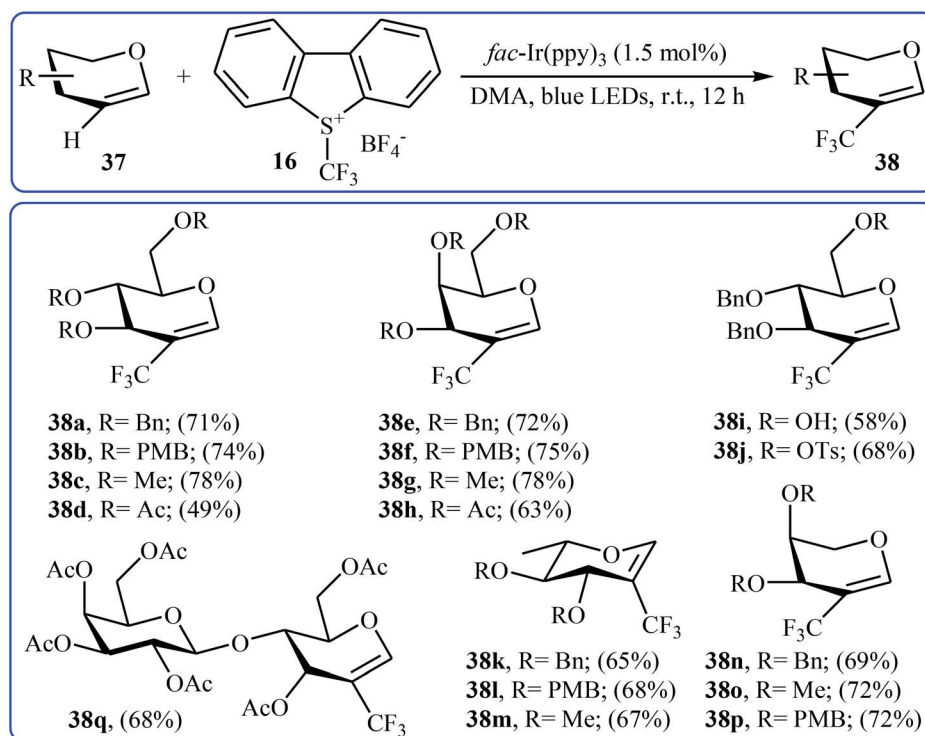
R = H, 2-Me, 2,5,6-Me₃, 2-Cl, 2-N(Me)Ph, 2-(4-Me-C₆H₄), 2-(4-OMe-C₆H₄), 2-(4-Br-C₆H₄), 2-(4-CO₂Me-C₆H₄), 2-Me-4,5-(OMe)₂, 2,5-Me₂-6-(4-*t*-Bu-C₆H₄), 5,6-bicyclo[2.2.1]heptyl

Scheme 19 (a) Cu-catalyzed trifluoromethylation of (benzo)quinones **31** with Togni's reagent; (b) Wang's synthesis of CF₃-substituted quinones **34**.





Scheme 20 Fe-catalyzed regioselective trifluoromethylation of cyclic enamides 35.



Scheme 21 Photoredox-catalyzed direct trifluoromethylation of glycols 37 with Umemoto's reagent.

successfully used for the trifluoromethylation of pyridin-4(1*H*)-one, quinolin-4(1*H*)-one, and 3-aminocyclohex-2-enone derivatives. To the best of our awareness, this is only example dealing with the metal-free direct trifluoromethylation of cyclic alkenes thus far.

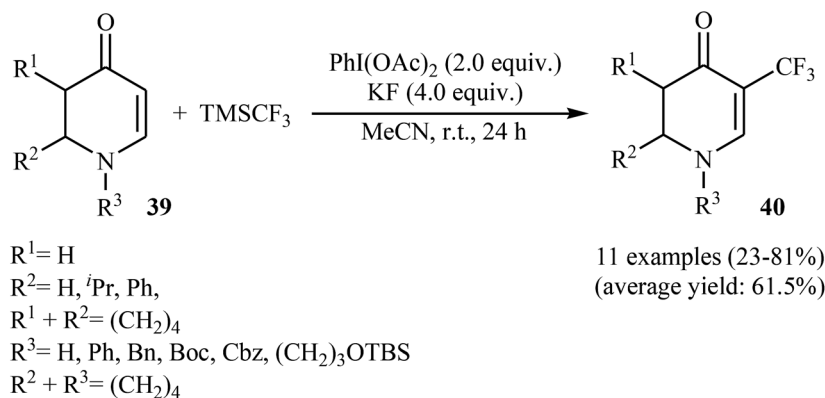
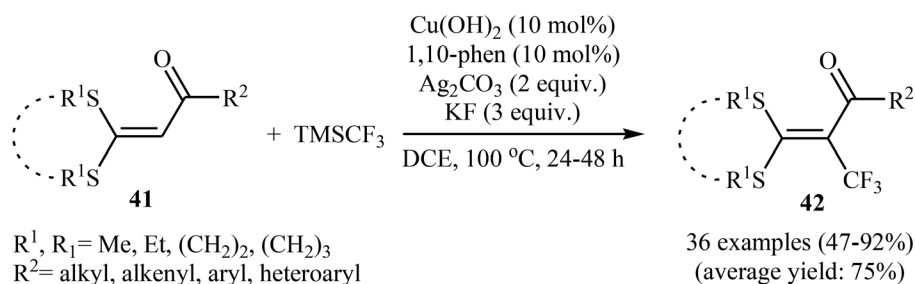
3.2. Acyclic internal alkenes

3.2.1. Transition-metal-catalyzed reactions. In 2014, Yu and colleagues developed an efficient copper-catalyzed direct trifluoromethylation of internal olefinic C–H bonds by using TMSCF_3 , which provides a practical method to obtain trifluoromethylated tetrasubstituted olefins.³⁷ The optimization of the reaction conditions employing α -oxoketene dithioacetal as the model reactant, indicated that $\text{Cu}(\text{OH})_2$ was more effective than other Cu catalysts (e.g., CuI , CuOAc , $\text{Cu}(\text{OAc})_2$) and compared to other oxidants Ag_2CO_3 was the best choice for the

transformation. The results also showed that KF was the best base over CsF , K_2CO_3 , NaOAc , and KO^tBu . Under the optimized conditions, various cyclic and acyclic dithioalkyl α -oxoketene acetals **41** were tolerated well and provided the expected trifluoromethylated products **42** in moderate to excellent yields (Scheme 23). Interestingly, no kinetic isotope effect ($K_H/K_D = 1$) was observed with deuterium-labelled compounds under the standard conditions, signifying that the cleavage of the internal olefinic C–H bond was not involved in the rate-determining step of this reaction. The radical-trapping experiments clearly indicated that these reactions proceed *via* a radical mechanism.

Concurrently, the group of Bi accomplished regioselective C–H α -trifluoromethylation of α,β -unsaturated carbonyl compounds **43** through the employment of Togni's reagent **2** in DMF as the solvent, with the intervention of CuI as catalyst in the absence of any oxidant and base (Scheme 24).³⁸

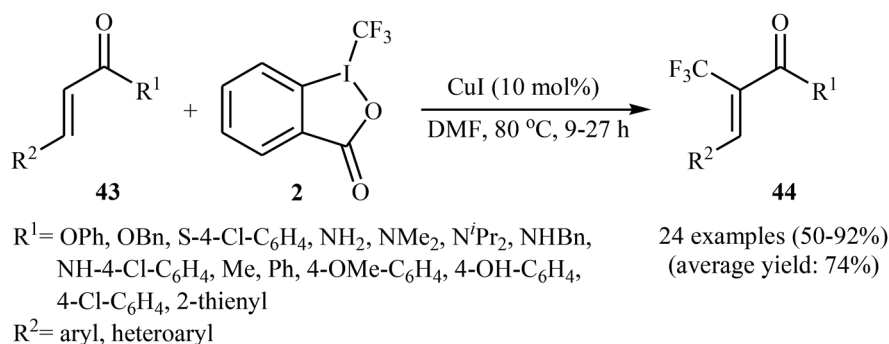


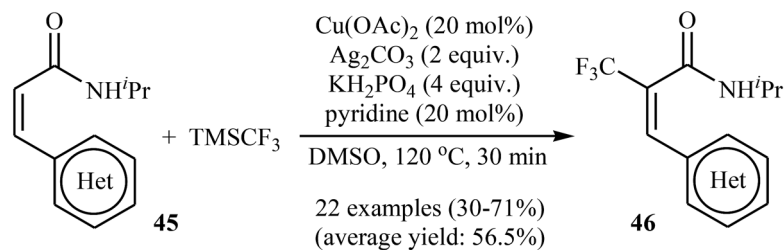
Scheme 22 Metal-free direct trifluoromethylation of cyclic alkenes **39** developed by Georg.Scheme 23 Cu-catalyzed trifluoromethylation of internal olefinic C-H bonds by using $TMSCF_3$.

Interestingly, a diverse array of α,β -unsaturated carbonyl compounds including enones as well as α,β -unsaturated esters, thioesters, and amides were applicable to this reaction. It is noteworthy to mention that this procedure was applied to the high yielding C-H trifluoromethylation of commercialized drugs such as tranilast, hymecromone, flavone, and 2'-deoxyuridine. In a related investigation, Monteiro-Bouyssi and collaborators have reported the direct β -trifluoromethylation of α,β -unsaturated aldehyde *N,N*-dibenzylhydrazones with Togni's reagent employing CuCl as catalysts and chloroform as solvent at room temperature.³⁹ Moderate to good yields were obtained and excellent (*E*)-stereoselectivity were observed.

Very recently, Sun, Xu, and Dai have reported the copper-catalyzed α -selective C-H trifluoromethylation of acrylamides **45** with $TMSCF_3$.⁴⁰ Employment of the $Cu(OAc)_2/Ag_2CO_3/KH_2PO_4$ /pyridine combination as the catalytic system in DMSO at 120 °C produce satisfactory results providing the corresponding (*E*)-trifluoromethylated products **46** in moderate yields (Scheme 25). Interestingly, the reaction proceeded very fast (30 min) and was compatible with the presence of a wide range of arenes and heteroarenes at the β -position of acrylamides. The authors proposed mechanism for this reaction is outlined in Scheme 26.

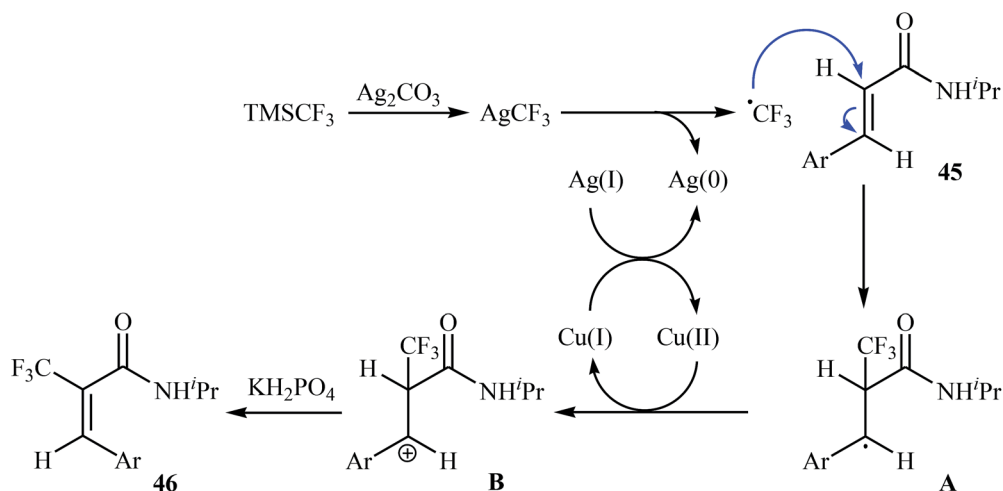
3.2.2. Transition-metal-free reactions. In 2013, Wang, Liu and co-workers described the direct sp^2 C-H

Scheme 24 Regioselective C-H α -trifluoromethylation of α,β -unsaturated carbonyl compounds **43** using CuI as catalyst.



(Het)Ar= Ph, 4-Me-C₆H₄, 4-Ph-C₆H₄, 4-OMe-C₆H₄, 4-OCF₃-C₆H₄, 4-F-C₆H₄, 4-Br-C₆H₄, 4-NO₂-C₆H₄, 3-OCF₃-C₆H₄, 3-CF₃-C₆H₄, 3-Br-C₆H₄, 3-CN-C₆H₄, 2-Me-C₆H₄, 2-F-C₆H₄, 2,6-F₂-C₆H₃, 3,4,5-(OMe)₃-C₆H₂, 2-pyridyl, 3-pyridyl, 4-pyridyl, 2-thienyl, 4-thiazolyl

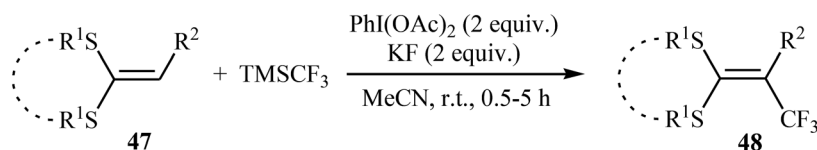
Scheme 25 Copper-catalyzed α -selective C–H trifluoromethylation of acrylamides **45** with TMSCF₃.



Scheme 26 Plausible mechanism for reaction in Scheme 25.

trifluoromethylation of ketene dithioacetals by *in situ* generated hypervalent iodide trifluoromethylating species $[\text{PhICF}_3]^+$ under mild transition metal-free conditions.⁴¹ Various substituted cyclic as well as acyclic ketene dithioacetals **47** are readily α -trifluoromethylated by adding TMSCF₃ to a premixed mixture of PhI(OAc)_2 and KF in MeCN, affording the corresponding 3,3,3-trifluoro-1,1-bis(alkylthio)prop-1-ene derivatives **48** in good to high yields (Scheme 27). Likewise, 2-substituted indoles were trifluoromethylated selectively at the 3-position by $[\text{PhICF}_3]^+$ species. In accord to the presumed reaction mechanism,

trifluoromethylation of ketenes proceeds through the following key steps (Scheme 28): (i) initial formation of $\text{PhI}(\text{CF}_3)(\text{OAc})$ (**A**) via the reaction of PhI(OAc)_2 with TMSCF₃ in the presence of KF; (ii) cleavage of the I–O bond of the intermediate **A** to give phenyl(trifluoromethyl)iodonium **B**; (iii) nucleophilic attack of the α -carbon of ketene dithioacetal **47** at cation **B** to afford the thionium intermediate **C**; (iv) reductive elimination of PhI from intermediate **C** to produce intermediate **D**; and (v) abstraction of the acidic proton of **D** to form the final products **48**.

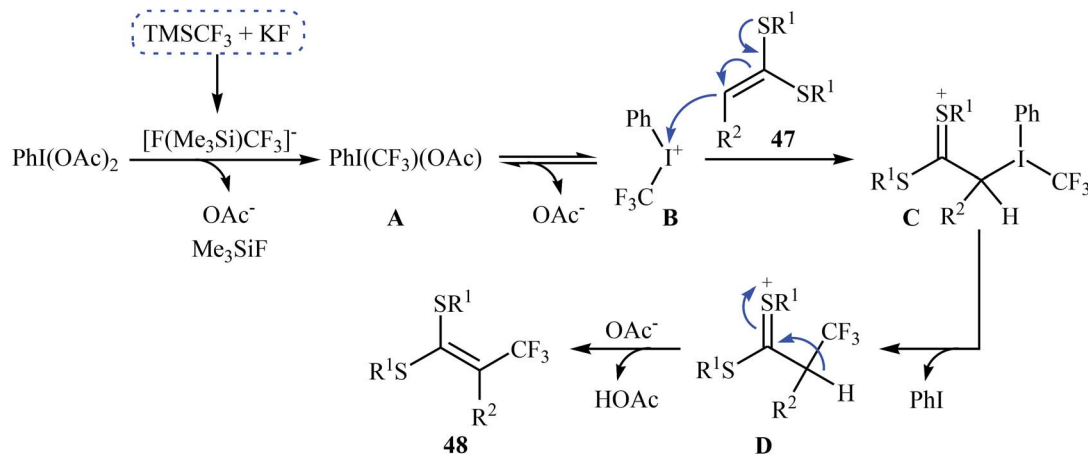


$\text{R}^1, \text{R}_1 = \text{Me, Et, (CH}_2)_2, (\text{CH}_2)_3$
 $\text{R}^2 = \text{COMe, COEt, COPh, CO-4-Me-C}_6\text{H}_4, \text{CO-4-Cl-C}_6\text{H}_4, \text{CN, 4-Me-C}_6\text{H}_4, \text{4-F-C}_6\text{H}_4, \text{4-Cl-C}_6\text{H}_4$

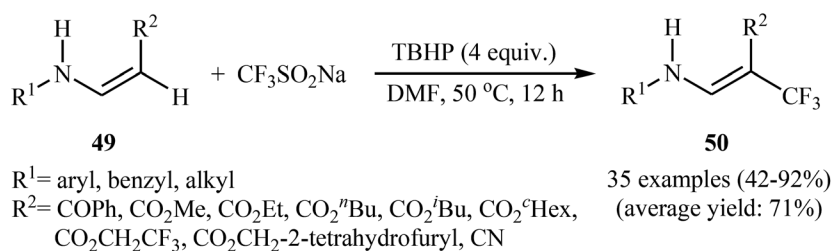
12 examples (64-85%)
(average yield: 74%)

Scheme 27 Metal-free direct C–H trifluoromethylation of ketene dithioacetals **47** with TMSCF₃.





Scheme 28 The possible radical reaction mechanism for trifluoromethylation of ketene dithioacetals 47.



Scheme 29 Synthesis of β -trifluoromethyl substituted enamines 50 by trifluoromethylation of corresponding enamines 49 with Langlois reagent.

Afterwards, the group of Jiang–Wu reported a mild transition-metal-free synthesis of a wide range of β -trifluoromethyl substituted enamines 50 by treatment of activated enamines 49 with Langlois reagent in the presence of *tert*-butyl hydroperoxide (TBHP) as an oxidant and initiator in DMF (Scheme 29).⁴² Moderate to excellent yields were obtained and only (*E*)-isomers were observed. Noteworthy, the reaction is insensitive to air and water.

4. Conclusion

Needless to say that the introduction of the trifluoromethyl group ($-\text{CF}_3$) into organic molecules usually enhances their chemical stability, bioavailability and lipophilicity. Consequently, considerable effort has been directed towards the development of practical and efficient methods for the synthesis of CF_3 -substituted compounds. Recently, direct trifluoromethylation of organic compounds *via* C–H bond activation has drawn significant attention from synthetic chemists because of its high atom, step, and pot economy. Along this line, a variety of catalytic system has been developed to promote the direct trifluoromethylation of olefinic C–H bonds using various trifluoromethylthiolating reagents. As illustrated, trifluoromethylation of both terminal and internal alkynes were successfully achieved through this new page of CF_3 -substituted organic compounds synthesis. Interestingly, almost all of the trifluoromethylation reactions covered in this

review showed a remarkable degree of regio- and stereospecificity. We hope that this review will contribute to stimulate further thinking and research in this important and interesting research field.

Conflicts of interest

There are no conflicts to declare.

References

- (a) J. Wang, M. Sánchez-Roselló, J. L. Aceña, C. del Pozo, A. E. Sorochinsky, S. Fustero, V. A. Soloshonok and H. Liu, *Chem. Rev.*, 2014, **114**, 2432–2506; (b) T. Fujiwara and D. O'Hagan, *J. Fluorine Chem.*, 2014, **167**, 16–29; (c) F. Babudri, G. M. Farinola, F. Naso and R. Ragni, *Chem. Commun.*, 2007, 1003–1022.
- (a) V. V. Grushin, *Acc. Chem. Res.*, 2009, **43**, 160–171; (b) Y. Zhou, J. Wang, Z. Gu, S. Wang, W. Zhu, J. L. Aceña, V. A. Soloshonok, K. Izawa and H. Liu, *Chem. Rev.*, 2016, **116**, 422–518.
- K. L. Kirk, *Org. Process Res. Dev.*, 2008, **12**, 305–321.
- W. Zhu, J. Wang, S. Wang, Z. Gu, J. L. Aceña, K. Izawa, H. Liu and V. A. Soloshonok, *J. Fluorine Chem.*, 2014, **167**, 37–54.
- (a) C. Zhang, *Adv. Synth. Catal.*, 2014, **356**, 2895–2906; (b) S.-M. Wang, J.-B. Han, C.-P. Zhang, H.-L. Qin and J.-C. Xiao, *Tetrahedron*, 2015, **71**, 7949–7976; (c) B. Lantano,



- M. R. Torviso, S. M. Bonesi, S. Barata-Vallejo and A. Postigo, *Coord. Chem. Rev.*, 2015, **285**, 76–108; (d) H. Guyon, H. Chachignon and D. Cahard, *Beilstein J. Org. Chem.*, 2017, **13**, 2764–2799.
- 6 A. Hafner and S. Braese, *Adv. Synth. Catal.*, 2011, **353**, 3044–3048.
- 7 S. Abdolmohammadi, M. Mohammadnejad and F. Shafaei, *Zeitschrift für Naturforschung B*, 2013, **68**, 362–366.
- 8 S. Abdolmohammadi, M. Afsharpour and S. Keshavarz-Fatideh, *South African Journal Of Chemistry-Suid-Afrikaanse Tydskrif Vir Chemie*, 2014, **67**, 203–210.
- 9 S. Abdolmohammadi and Z. Aghaei-Meybodi, *Comb. Chem. High Throughput Screening*, 2015, **18**, 911–916.
- 10 S. Abdolmohammadi, R. Ghiasi and S. Ahmadzadeh-Vatani, *Zeitschrift für Naturforschung B*, 2016, **71**, 777–782.
- 11 S. Khalilian, S. Abdolmohammadi and F. Nematollahi, *Lett. Org. Chem.*, 2017, **14**, 361–367.
- 12 Y. Li, L. Wu, H. Neumann and M. Beller, *Chem. Commun.*, 2013, **49**, 2628–2630.
- 13 A. T. Parsons, T. D. Senecal and S. L. Buchwald, *Angew. Chem., Int. Ed.*, 2012, **51**, 2947–2950.
- 14 J. Xu, D.-F. Luo, B. Xiao, Z.-J. Liu, T.-J. Gong, Y. Fu and L. Liu, *Chem. Commun.*, 2011, **47**, 4300–4302.
- 15 A. Monfared, S. Ebrahimiasl, M. Babazadeh, S. Arshadi and E. Vessally, *J. Fluorine Chem.*, 2019, **220**, 24–34.
- 16 S. P. Midya, J. Rana, T. Abraham, B. Aswin and E. Balaraman, *Chem. Commun.*, 2017, **53**, 6760–6763.
- 17 (a) M. Hamzeloo, A. Hosseinian, S. Ebrahimiasl, A. Monfared and E. Vessally, *J. Fluorine Chem.*, 2019, **224**, 52–60; (b) A. Hosseinian, Y. J. Sadeghi, S. Ebrahimiasl, A. Monfared and E. Vessally, *J. Sulfur Chem.*, 2019, **40**, 565–585; (c) A. Hosseinian, S. Arshadi, S. Sarhandi, A. Monfared and E. Vessally, *J. Sulfur Chem.*, 2019, **40**, 289–311; (d) A. Hosseinian, S. Farshbaf, L. Z. Fekri, M. Nikpassand and E. Vessally, *Top. Curr. Chem.*, 2018, **376**, 23; (e) A. Hosseinian, S. Ahmadi, F. A. H. Nasab, R. Mohammadi and E. Vessally, *Top. Curr. Chem.*, 2018, **376**, 39; (f) F. A. H. Nasab, L. Z. Fekri, A. Monfared, A. Hosseinian and E. Vessally, *RSC Adv.*, 2018, **8**, 18456–18469.
- 18 (a) K. Nejati, S. Ahmadi, M. Nikpassand, P. D. K. Nezhad and E. Vessally, *RSC Adv.*, 2018, **8**, 19125–19143; (b) M. Daghighaleh, M. Vali, Z. Rahmani, S. Sarhandi and E. Vessally, *Chem. Rev. Lett.*, 2018, **1**, 23–30; (c) A. Hosseinian, F. A. H. Nasab, S. Ahmadi, Z. Rahmani and E. Vessally, *RSC Adv.*, 2018, **8**, 26383–26398; (d) A. Hosseinian, R. Mohammadi, S. Ahmadi, A. Monfared and Z. Rahmani, *RSC Adv.*, 2018, **8**, 33828–33844; (e) S. Farshbaf, L. Sreerama, T. Khodayari and E. Vessally, *Chem. Rev. Lett.*, 2018, **1**, 56–67; (f) A. Monfared, R. Mohammadi, S. Ahmadi, M. Nikpassand and A. Hosseinian, *RSC Adv.*, 2019, **9**, 3185–3202; (g) S. Arshadi, S. Ebrahimiasl, A. Hosseinian, A. Monfared and E. Vessally, *RSC Adv.*, 2019, **9**, 8964–8976; (h) S. Sarhandi, M. Daghighaleh, M. Vali, R. Moghadami and E. Vessally, *Chem. Rev. Lett.*, 2018, **1**, 9–15.
- 19 H. Egami, R. Shimizu and M. Sodeoka, *Tetrahedron Lett.*, 2012, **53**, 5503–5506.
- 20 C. Feng and T.-P. Loh, *Chem. Sci.*, 2012, **3**, 3458–3462.
- 21 C. Feng and T. P. Loh, *Angew. Chem., Int. Ed.*, 2013, **52**, 12414–12417.
- 22 X.-P. Wang, J.-H. Lin, C.-P. Zhang, J.-C. Xiao and X. Zheng, *Beilstein J. Org. Chem.*, 2013, **9**, 2635–2640.
- 23 L.-H. Wu, K. Zhao, Z.-L. Shen and T.-P. Loh, *Org. Chem. Front.*, 2017, **4**, 1872–1875.
- 24 N. Iqbal, S. Choi, E. Kim and E. J. Cho, *J. Org. Chem.*, 2012, **77**, 11383–11387.
- 25 R. Tomita, Y. Yasu, T. Koike and M. Akita, *Beilstein J. Org. Chem.*, 2014, **10**, 1099–1106.
- 26 Q.-Y. Lin, X.-H. Xu and F.-L. Qing, *J. Org. Chem.*, 2014, **79**, 10434–10446.
- 27 N. J. Straathof, S. E. Cramer, V. Hessel and T. Noël, *Angew. Chem., Int. Ed.*, 2016, **55**, 15549–15553.
- 28 C. J.-M. Frédéric, J. Cornil, M. Vandamme, L. Dumitrescu, A. Tikad, R. Robiette and S. P. Vincent, *Org. Lett.*, 2018, **20**, 6769–6773.
- 29 L. Li, J.-Y. Guo, X.-G. Liu, S. Chen, Y. Wang, B. Tan and X.-Y. Liu, *Org. Lett.*, 2014, **16**, 6032–6035.
- 30 H. Wang, Y. Cheng and S. Yu, *Sci. China: Chem.*, 2016, **59**, 195–198.
- 31 X. Yang and G. C. Tsui, *Org. Lett.*, 2019, **21**, 1521–1525.
- 32 N. O. Ilchenko, P. G. Janson and K. J. Szabó, *Chem. Commun.*, 2013, **49**, 6614–6616.
- 33 X. Wang, Y. Ye, G. Ji, Y. Xu, S. Zhang, J. Feng, Y. Zhang and J. Wang, *Org. Lett.*, 2013, **15**, 3730–3733.
- 34 R. Rey-Rodríguez, P. Retailleau, P. Bonnet and I. Gillaizeau, *Chem.–Eur. J.*, 2015, **21**, 3572–3575.
- 35 B. Wang, D.-C. Xiong and X.-S. Ye, *Org. Lett.*, 2015, **17**, 5698–5701.
- 36 Y. Y. Yu, A. R. Ranade and G. I. Georg, *Adv. Synth. Catal.*, 2014, **356**, 3510–3518.
- 37 Z. Mao, F. Huang, H. Yu, J. Chen, Z. Yu and Z. Xu, *Chem.–Eur. J.*, 2014, **20**, 3439–3445.
- 38 Z. Fang, Y. Ning, P. Mi, P. Liao and X. Bi, *Org. Lett.*, 2014, **16**, 1522–1525.
- 39 A. Prieto, E. Jeamet, N. Monteiro, D. Bouyssi and O. Baudoin, *Org. Lett.*, 2014, **16**, 4770–4773.
- 40 S.-Z. Sun, H. Xu and H.-X. Dai, *Chin. Chem. Lett.*, 2019, **30**, 969–972.
- 41 C. Xu, J. Liu, W. Ming, Y. Liu, J. Liu, M. Wang and Q. Liu, *Chem.–Eur. J.*, 2013, **19**, 9104–9109.
- 42 H. Jiang, W. Huang, Y. Yu, S. Yi, J. Li and W. Wu, *Chem. Commun.*, 2017, **53**, 7473–7476.

