



 Cite this: *RSC Adv.*, 2019, 9, 5501

Superparamagnetic nanoparticle-catalyzed coupling of 2-amino pyridines/pyrimidines with *trans*-chalcones†

 Oanh T. K. Nguyen, Pha T. Ha, Ha V. Dang, Yen H. Vo, Tung T. Nguyen, Nhan T. H. Le* and Nam T. S. Phan *

An aerobic coupling of 2-aminopyrimidines or 2-aminopyridines with *trans*-chalcones to afford aroylimidazo[1,2-*a*]pyrimidines and aroylimidazo[1,2-*a*]pyridines is reported. Reactions proceed in the presence of CuFe₂O₄ superparamagnetic nanoparticle catalyst, two equivalents of iodine, oxygen oxidant, and 1,4-dioxane solvent. The catalyst is superior to many common copper or iron complexes. Copper ferrite could be easily separated by magnetic decantation and reused up to 5 times without a major loss of activity. The method described here marks a rare example of using a simple, heterogeneous catalyst for synthesis of fused heterocycles. To our best knowledge, aroylimidazo[1,2-*a*]pyrimidines and aroylimidazo[1,2-*a*]pyridines were not previously synthesized using this protocol.

 Received 5th January 2019
Accepted 4th February 2019

DOI: 10.1039/c9ra00097f

rsc.li/rsc-advances

1. Introduction

Imidazo[1,2-*a*]pyridines find uses as carbene-typed ligands, organic materials, and in commercial drugs.¹ Derivatization of imidazo[1,2-*a*]pyridines has recently emerged with regards to simple, efficient methods.² A few prototypical derivatives such as aroylimidazo[1,2-*a*]pyridines are attracting attention of synthetic chemists due to potent bioactivities.¹ Common methods are mostly focusing on coupling of α,β -unsaturated ketones or ketimines with 2-aminopyridines, since the starting materials are readily available or easily obtained.³ Notably, a few reports use prefunctionalized starting materials, thus limiting the practicality.⁴ Moreover, the use of strong bases, harsh conditions, ligand requirement, and nonreusable catalysts is notoriously challenging with regard to green chemistry. Thus, methods using simple reagents in combination with reusable catalysts for the synthesis of aroylimidazo[1,2-*a*]pyridines or aroylimidazo[1,2-*a*]pyrimidines still remain to be developed.

Nanocatalysis comprises methods of using nanoparticles to facilitate chemical transformations. Over the last two decades, significant efforts have led to the use of many nanoparticles in synthetic chemistry, bridging the gap between traditional heterogeneous and homogeneous catalysis.⁵ The catalytic activity of nanocatalysts is directly referred to surface areas of the particles; thus, most active sites would be readily accessible to reactants at nanometer dimension. Practicality of the

nanoparticles, however, suffers from challenges of separation and recovery.^{5a} Using superparamagnetic particles in catalysis would be a prominent solution as the nanoparticles could be recovered by magnetic decantation instead of filtration or centrifugation. Consequently, loss of the catalyst would be thwarted. Many reports of using superparamagnetic catalysts for organic reactions are known.⁶ Due to uniquely high activity of copper catalysis for cross couplings, the use of magnetic copper-based catalysts is exponentially growing.⁷ A couple of seminal reports by Glorius and co-workers emphasize a prominent role of copper impregnated on magnetite (CuO/Fe₃O₄) catalyst for C–H arylation.⁷ As our continuous interest in leveraging catalytic activity of copper ferrite nanoparticles,⁸ we report here a method for CuFe₂O₄-catalyzed coupling of 2-amino pyridines/pyrimidines with *trans*-chalcones to synthesize aroylimidazo[1,2-*a*]pyridines/aroylimidazo[1,2-*a*]pyrimidines (Scheme 1). The conditions allow a mild and straightforward route to prepare fused N-heterocycles in the presence of a heterogeneous catalyst, which is still limited in the literature.

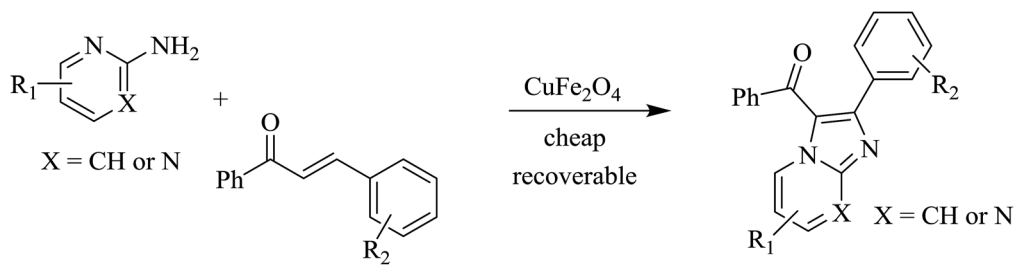
2. Experimental section

CuFe₂O₄ nanoparticles were purchased from Sigma-Aldrich and used as received. A typical reaction follows the general procedure: to a pressurized vial was charged *trans*-chalcone (62 mg, 0.3 mmol), 2-aminopyrimidine (48 mg, 0.5 mmol), I₂ (254 mg, 0.6 mmol), CuFe₂O₄, diphenyl ether (51 mg, 0.3 mmol) internal standard, and 1,4-dioxane (2.5 mL). The vial was heated at 140 °C for 7 h under an oxygen atmosphere. The reaction progress was monitored by withdrawing an aliquot of the reaction mixture and quenching with Na₂S₂O₃ solution (10% v/

Faculty of Chemical Engineering, HCMC University of Technology, VNU-HCM, 268 Ly Thuong Kiet, District 10, Ho Chi Minh City, Vietnam. E-mail: lthnhan@hcmut.edu.vn; ptnsam@hcmut.edu.vn

† Electronic supplementary information (ESI) available. See DOI: 10.1039/c9ra00097f





Scheme 1 Heterogeneous copper-catalyzed coupling of 2-amino pyridines/pyrimidines with chalcones.

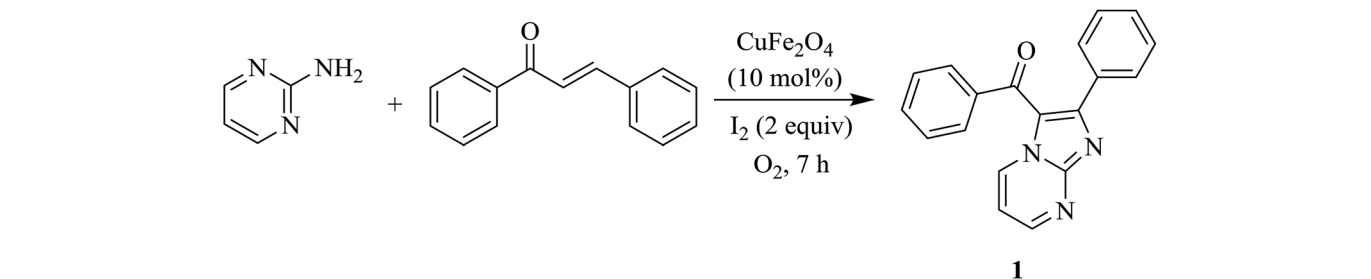
v, 1 mL). Organic compounds then were extracted with ethyl acetate (2 mL \times 2). Combined organic phases were dried over Na_2SO_4 , filtered, and analyzed by gas chromatography.

To test the reusability of the superparamagnetic nanoparticles, the copper-iron oxide CuFe_2O_4 (8 mg, 30 μmol) was added to a mixture of *trans*-chalcone (62 mg, 0.3 mmol), 2-aminopyrimidine (48 mg, 0.5 mmol), I_2 (254 mg, 0.6 mmol), and 1,4-dioxane (2.5 mL). The mixture was heated at 140 $^\circ\text{C}$ for 7 h under an oxygen atmosphere. The solid catalyst was collected by

magnetic decantation after reaction was complete. The recovered superparamagnetic CuFe_2O_4 nanoparticles were carefully washed with ethyl acetate (10 mL), ethanol (10 mL), and acetone (10 mL) to remove impurities. The resulting solids were then heated at 120 $^\circ\text{C}$ under strong vacuum for 6 h. The catalyst was then used for a new catalytic reaction using the procedure of the first run.

Yields presented in Table 2 are isolated yields. All of the entries were done using the following procedure unless notice:

Table 1 Optimization conditions



Entry	Catalyst	Temperature ($^\circ\text{C}$)	2-Aminopyrimidine (equiv.)	Solvent	Yield ^a , %
1	CuFe_2O_4	60	1.6	1,4-Dioxane	7
2	CuFe_2O_4	120	1.6	1,4-Dioxane	66
3	CuFe_2O_4	140	1.6	1,4-Dioxane	84, 81 ^b
4	CuFe_2O_4	140	1	1,4-Dioxane	70
5	CuFe_2O_4	140	2.3	1,4-Dioxane	63
6	CuFe_2O_4	140	1.6	DMF	9
7	CuFe_2O_4	140	1.6	DMSO	23
8	CuFe_2O_4	140	1.6	Chlorobenzene	70
9 ^c	CuFe_2O_4	140	1.6	1,4-Dioxane	0
10 ^d	CuFe_2O_4	140	1.6	1,4-Dioxane	49
11 ^e	CuFe_2O_4	140	1.6	1,4-Dioxane	15
12 ^f	CuFe_2O_4	140	1.6	1,4-Dioxane	56
13	—	140	1.6	1,4-Dioxane	15
14 ^g	CuFe_2O_4	140	1.6	1,4-Dioxane	24
15	CuI	140	1.6	1,4-Dioxane	38
16	CuBr_2	140	1.6	1,4-Dioxane	58
17	$\text{Cu}(\text{OAc})_2$	140	1.6	1,4-Dioxane	34
18	FeCl_2	140	1.6	1,4-Dioxane	67
19	FeCl_3	140	1.6	1,4-Dioxane	41
20	Fe_2O_3 ^h	140	1.6	1,4-Dioxane	21
21	CuO ^h	140	1.6	1,4-Dioxane	29

^a *Trans*-Chalcone (0.3 mmol), CuFe_2O_4 (30 μmol , 10 mol%), I_2 (0.6 mmol), solvent (2.5 mL), under O_2 , 7 h. Yields are GC yields using diphenyl ether internal standard. ^b Isolated yield. ^c No I_2 . ^d I_2 (0.45 mmol). ^e I_2 (0.3 mmol). ^f CuFe_2O_4 (22.5 μmol , 7.5 mol%). ^g Under argon. ^h Nano oxides.



Table 2 Scope of aroylimidazo[1,2-a]pyrimidine/aroylimidazo[1,2-a]pyridine synthesis^a

Entry	Chalcones	2-Aminopyrimidines or 2-aminopyridines	Products	Yield ^b , %
1				76
2				65
3				67
4				68
5				75



Table 2 (Contd.)

Entry	Chalcones	2-Aminopyrimidines or 2-aminopyridines	Products	Yield ^b , %
6				69
7				70
8				71
9				75



Table 2 (Contd.)

Entry	Chalcones	2-Aminopyrimi-dines or 2-aminopyridines	Products	Yield ^b , %
10				75
11				73
12				80
13				68



Table 2 (Contd.)

Entry	Chalcones	2-Aminopyrimi-dines or 2-aminopyridines	Products	Yield ^b , %
14				65
15				65
16				59
17				18
18				72



Table 2 (Contd.)

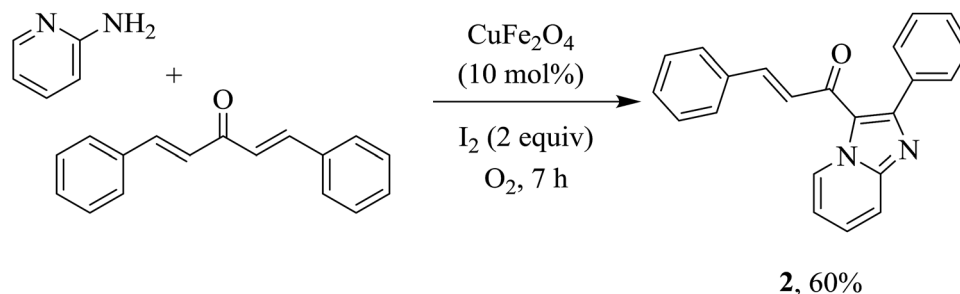
Entry	Chalcones	2-Aminopyrimidines or 2-aminopyridines	Products	Yield ^b , %
19 ^b				63

^a *Trans*-Chalcones (0.3 mmol), 2-aminopyridines or 2-aminopyrimidine (1.6 equiv.), I₂ (2 equiv.), 1,4-dioxane (2.5 mL), 140 °C, 7 h. Yields are isolated yields. Please see the ESI for details. ^b 2-Aminopyridine (0.5 mmol).

to a pressurized vial was charged chalcone (0.3 mmol), 2-aminopyrimidine or 2-aminopyridine (0.5 mmol), I₂ (254 mg, 0.6 mmol), CuFe₂O₄ (30 μmol, 8 mg), and 1,4-dioxane (2.5 mL). In Scheme 3, the amount of reactants and reagents were used as: dibenzylideneacetone (0.4 mmol, 94 mg), 2-aminopyridine (0.8 mmol, 75 mg), CuFe₂O₄ (40 μmol, 10 mg), I₂ (0.8 mmol, 203 mg), 1,4-dioxane (3 mL). The vial was heated at 140 °C for 7 h under an oxygen atmosphere. The reaction progress was monitored by withdrawing an aliquot of the reaction mixture and quenching with Na₂S₂O₃ solution (10% v/v, 1 mL). Organic compounds then were extracted with ethyl acetate (2 mL × 2). Combined organic phases were dried over Na₂SO₄, filtered, and concentrated. Purification by column chromatography afforded desired products. Characterization of the compounds used ¹H, ¹³C, and ¹⁹F spectra, which were recorded on Bruker AV 500, JEOL EC-400, or JEOL EC-600 spectrometers using residual solvent peaks as references.

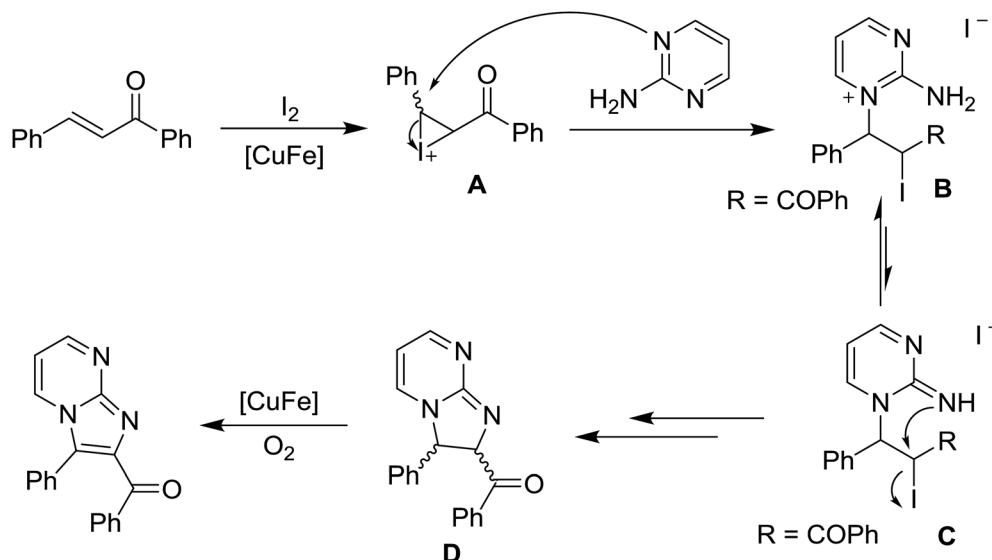
3. Results and discussion

The cyclization of *trans*-chalcone and 2-aminopyrimidine was investigated with respect to reaction temperature, amount of 2-aminopyrimidine, solvents, amount of iodine, catalyst concentration, and different copper or iron salts (Table 1). Only trace amount of the product **1** was obtained if the reaction was run at 60 °C (entry 1). Increasing temperature resulted in better yield (entries 2 and 3). At 140 °C, a complete conversion of *trans*-chalcone was observed. 2-Aminopyrimidine should be slightly excess to afford good yield of **1** (entry 4). Interestingly, using more than two equivalents of 2-aminopyrimidine lowered the yield (entry 5). Strongly coordinated solvents such as DMF or DMSO are not suitable for this reaction (entries 6 and 7), while chlorobenzene is inferior to 1,4-dioxane (entry 8). No product was obtained if I₂ was omitted (entry 9). Using less than 2 equivalents of I₂ plummeted the yield of **1** (entries 10 and 11). Low yield was also obtained if the amount of CuFe₂O₄ was



Scheme 2 Copper ferrite-catalyzed coupling of dibenzylideneacetone and 2-aminopyridine.





Scheme 3 Plausible mechanism.

decreased (entry 12). Running the reaction in the absence of copper ferrite gave **1** in 15% yield (entry 13). The coupling was not successful under argon atmosphere (entry 14), proving that oxygen oxidant is crucial. Such a copper-mediated aerobic transformation is known.^{3a,3e,3f}

To highlight the prominent role of CuFe_2O_4 for the coupling, uses of other heterogeneous or commercial catalysts were examined. The reaction is tolerant of many copper and iron salts, albeit at lower yields (entries 15–21, Table 1). Interestingly, nanoparticles of copper or iron oxides gave product **1** in extremely low yields (entries 20 and 21). Although we could not rationalize the reason for this phenomenon, the results emphasize the synergistic effect of copper-iron cluster. It should be noted that, Glorius and co-workers, when studying the copper ferrite-catalyzed, direct C–H arylation of heteroarenes, also observed inexplicably low yields when copper and iron oxides were solely used.^{7a}

Reaction scope is presented in Table 2. Reaction of 2-aminopyrimidine with a chloro derivative of *trans*-chalcone gave the product in 76% yield (entry 1). The conditions are also used to couple 2-aminopyrimidines with *trans*-chalcones (entries 2–19). Good yields are obtained regardless of electronic properties of *trans*-chalcones (entries 2–14). The reaction tolerates methyl, chloro, bromo, and methoxy groups. That halogenated 2-aminopyrimidines successfully coupled with *trans*-chalcone (entries 12–14) is helpful since the products could be modified *via* cross-coupling reactions. A 2-aminopyrimidine bearing carboxylate functionality gave the product in 65% yield (entry 15). With respect to the substituents on the keto moiety of chalcones, electron donating groups were superior to electron withdrawing groups (entries 16–18). The conditions are applied for synthesis of a 3-nitroimidazo[1,2-*a*]pyridine derivative in moderate yield (entry 19).

To confirm whether double annulation is possible or not, a highly conjugated chalcone such as dibenzylideneacetone was used to couple with 2-aminopyrimidine under standard

conditions. The reaction only afforded 60% yield of a mono-coupling product **2** even in the presence of two equivalents of 2-aminopyrimidine (Scheme 2). Interestingly, a similar result was observed by Hajra and co-workers when a copper-phenanthroline system was used for the reaction.^{3a}

A possible mechanism to obtain 3-benzoylimidazo[1,2-*a*]pyrimidine is presented in Scheme 3. We speculated that the reaction may proceed through the formation of some α -iodo ketone-typed compounds ($\text{A} \rightarrow \text{B} \leftrightarrow \text{C}$).^{3d,3g} The copper iron oxide could increase the electrophilicity of the carbon–carbon double bond through binding, thus helping the first nucleophilic substitution. Oxidation of the α,β carbon–carbon single bond to form the enone-typed compound may also be facilitated by CuFe_2O_4 species in the presence of oxygen oxidant. Such a copper-mediated aerobic oxidation has been reported by Hajra and Kumar.^{3a,3e,3f} The rate-determining step is perhaps the oxidation of C–C bond, since low yields were obtained in the case of electron-poor ketones. A possibility of involving iodine-free cyclocuprate species in the mechanism could be ruled out under our conditions,^{3a} because running the reaction in the absence of iodine did not afford the desired product.

A hot filtration test was carried out to confirm the heterogeneity of the catalyst, since the formation of product **1** could be possibly attributed to soluble active species.^{7a} The reaction of 2-aminopyrimidine and *trans*-chalcone proceeded in the presence of 10 mol% CuFe_2O_4 , oxygen oxidant, and 1,4-dioxane solvent at 140 °C for 7 h. After two hours, CuFe_2O_4 was removed by magnetic decantation. The mother liquor was decanted and transferred to a new pressurized vial, followed by heated for additional 5 h at 140 °C. Yield of **1** did not substantially improve after the catalyst was removed, proving that leaching species if possible is negligible (Fig. 1). Notably, product **1** was obtained in 84% yield after 7 h if the magnetic copper oxide was not separated.

Furthermore, reusability of the copper ferrite is also investigated. The recovered CuFe_2O_4 nanoparticles were carefully



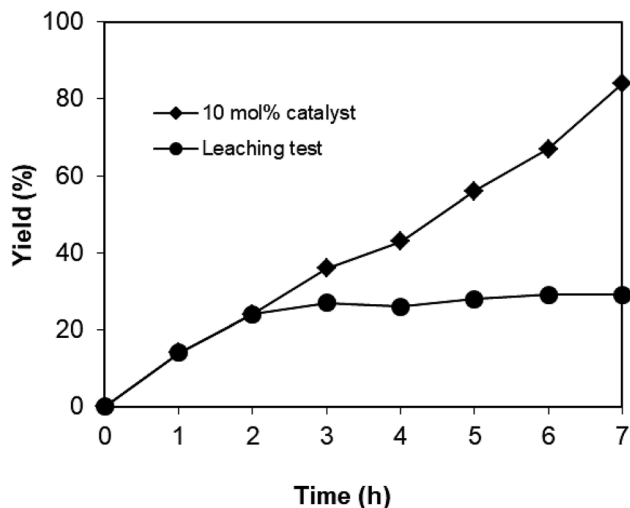


Fig. 1 Kinetic profile for the coupling of 2-aminopyrimidine with *trans*-chalcone in the presence of CuFe_2O_4 . The circle-dot line represents the profile when CuFe_2O_4 was filtered after 2 hours.

washed with ethyl acetate, ethanol, and acetone. The copper ferrite was then heated at 120 °C under strong vacuum for 6 h. The dried particles were then used for new catalytic reactions under standard conditions. The result shows that CuFe_2O_4 catalyst could be reused up to 5 times, while yield of the 5th time run was still 81% (Fig. 2). Additionally, XRD analysis of the recovered CuFe_2O_4 revealed that the structure of the superparamagnetic nanoparticles was still maintained during the course of the reaction (Fig. 3).

It should be noted that the methods for direct synthesis of aroylimidazo[1,2-*a*]pyridines and aroylimidazo[1,2-*a*]pyrimidines from 2-aminopyridines and 2-aminopyrimidines, respectively, are known. Some typical protocols are presented in Table 3. Until now, most of the methods still suffer from notorious challenges. For example, early works of Hajra or Kumar relied on the use of nonreusable catalyst (CuCl_2) and/or an external ligand

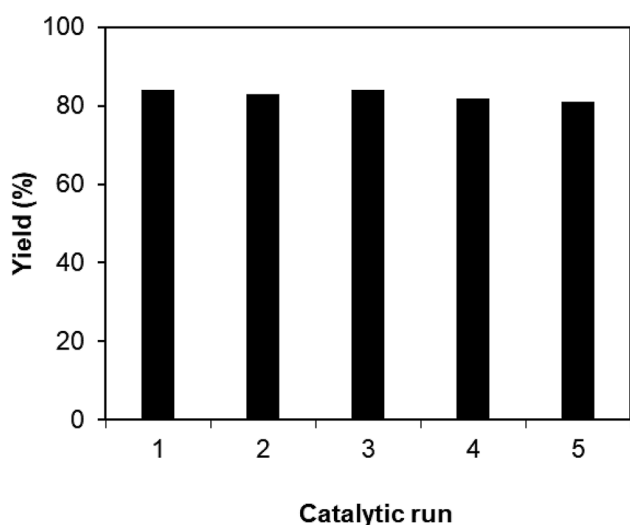


Fig. 2 Reuse of copper ferrite for the coupling of 2-aminopyrimidine with *trans*-chalcone.

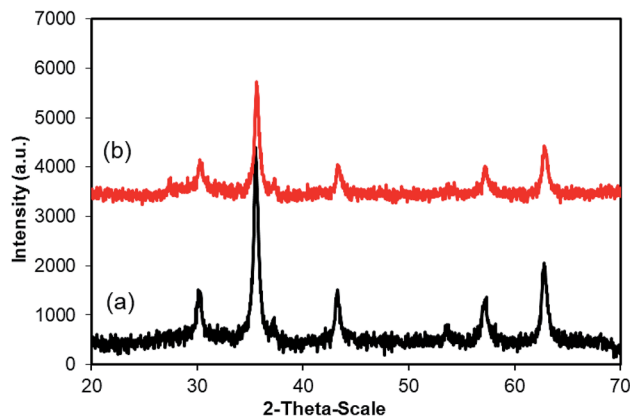


Fig. 3 XRD patterns of the fresh (a) and reused (b) CuFe_2O_4 for the coupling of 2-aminopyrimidine with *trans*-chalcone.

Table 3 Advantages and disadvantages of available methods for coupling of 2-aminopyridines/2-aminopyrimidines and chalcones

Methods	Pros	Cons	Reference
$\text{Cu}(\text{OAc})_2 + 1,10$ -phenanthroline	Wide scope of substrates	Requirement of ligand Nonreusable catalyst	3a
CuCl_2	Ligandless conditions	Nonreusable catalyst	3f
$\text{CuCl}_2 + \text{K}_2\text{CO}_3$	One pot reaction	Excess inorganic base	3e
$\text{I}_2 + \text{AlCl}_3$	Wide scope of substrates	Moisture sensitivity	3g
Our method	Wide scope of substrates Recoverable catalyst No need of ligand and/or base		

(1,10-phenanthroline).^{3a,3f} Later, Kumar developed an one-pot method for synthesis of 3-aroylimidazo[1,2-*a*]pyridines which employed the excess amount of inorganic base K_2CO_3 .^{3e} Recently, a transition-metal-free protocol was also presented; however, the practicality of the method is still questionable since the procedure required the use of AlCl_3 which is extremely moisture sensitive.^{3g} Compared to the previous reports, our method would offer a possibility to prepare imidazo[1,2-*a*]pyridines towards green chemistry. The conditions use superparamagnetic CuFe_2O_4 nanoparticles, which are viably recoverable, for synthesis of fused N-heterocycles in good yields and high compatibility of functional groups.

4. Conclusions

In conclusion, we develop a method for coupling of 2-aminopyridines or 2-aminopyrimidines with *trans*-chalcone to obtain aroylimidazo[1,2-*a*]pyrimidines and aroylimidazo[1,2-*a*]pyridines. Reactions proceed in the presence of CuFe_2O_4 catalyst, two equivalents of iodine, and 1,4-dioxane solvent. Functionalities such as methyl, methoxy, chloro, bromo, and ester



groups are compatible with reaction conditions. The catalyst is superior to many common copper or iron complexes. The superparamagnetic copper oxide nanoparticles is truly heterogeneous and reusable, up to 5 times, without a major loss of structure or activity. Our method for synthesis of fused N-heterocycles is useful for later studies towards sustainable chemistry.

Conflicts of interest

There are no conflicts to declare.

Acknowledgements

The Viet Nam National Foundation for Science and Technology Development (NAFOSTED) is acknowledged for supporting this research under Project code 104.05-2018.13 (for Nhan T. H. Le).

References

- (a) Y. Volkova and V. Gevorgyan, *Chem. Heterocycl. Compd.*, 2017, **53**, 409; (b) C.-H. Ke, B.-C. Kuo, D. Nandi and H. M. Lee, *Organometallics*, 2013, **32**, 4775; (c) A. Douhal, F. Amat-Guerri and A. U. Acuna, *J. Phys. Chem.*, 1995, **99**, 76; (d) B. Frett, N. McConnell, A. Kharbanda, G. Naresh, B. Rounseville, C. Warner, J. Chang, N. Debolske and H.-y. Li, *Tetrahedron Lett.*, 2018, **74**, 4592; (e) L. Almirante, L. Polo, A. Mugnaini, E. Provinciali, P. Rugarli, A. Biancotti, A. Gamba and W. Murmann, *J. Org. Chem.*, 1965, **8**, 305; (f) A. K. Bagdi, S. Santra, K. Monir and A. Hajra, *Chem. Commun.*, 2015, **51**, 1555; (g) H. G. O. Alvim, J. R. Correa, J. A. F. Assumpção, W. A. da Silva, M. O. Rodrigues, J. L. de Macedo, M. Fioramonte, F. C. Gozzo, C. C. Gatto and B. A. D. Neto, *J. Org. Chem.*, 2018, **83**, 4044; (h) Y. Shigemitsu, T. Mutai, H. Houjou and K. Araki, *Phys. Chem. Chem. Phys.*, 2014, **16**, 14388; (i) I. Luz, F. X. Llabrés i Xamena and A. Corma, *J. Catal.*, 2012, **285**, 285; (j) L. Jianchao and C. Qiuyan, *Prog. Chem.*, 2010, **22**, 631; (k) A. R. Harris, D. M. Nason, E. M. Collantes, W. Xu, Y. Chi, Z. Wang, B. Zhang, Q. Zhang, D. L. Gray and J. E. Davoren, *Tetrahedron*, 2011, **67**, 9063; (l) Z. Wu, M. E. Fraley, M. T. Bilodeau, M. L. Kaufman, E. S. Tasber, A. E. Balitza, G. D. Hartman, K. E. Coll, K. Rickert, J. Shipman, B. Shi, L. Sepp-Lorenzino and K. A. Thomas, *Bioorg. Med. Chem. Lett.*, 2004, **14**, 909; (m) T. D. Penning, N. S. Chandrakumar, B. N. Desai, S. W. Djuric, A. F. Gasielki, J. W. Malecha, J. M. Miyashiro, M. A. Russell, L. J. Askonas, J. K. Gierse, E. I. Harding, M. K. Highkin, J. F. Kachur, S. H. Kim, D. Villani-Price, E. Y. Pyla, N. S. Ghoreishi-Haack and W. G. Smith, *Bioorg. Med. Chem. Lett.*, 2003, **13**, 1137.
- (a) H. Ilda, R. Demizu and R. Ohkado, *J. Org. Chem.*, 2018, **83**, 12291; (b) G. Kibriya, A. K. Bagdi and A. Hajra, *Org. Biomol. Chem.*, 2018, **16**, 3473; (c) U. B. Karale, S. Kalari, J. Shivakumar, V. B. Makane, D. A. Babar, R. P. Thakare, B. N. Babu, S. Choprad and H. B. Rode, *RSC Adv.*, 2016, **6**, 65095; (d) S. Lei, Y. Mai, C. Yan, J. Mao and H. Cao, *Org. Lett.*, 2016, **18**, 3582; (e) Y. Wu, H.-R. Zhang, R.-X. Lin, Q. Lan and X. S. Wang, *Adv. Synth. Catal.*, 2016, **358**, 3528.
- (a) K. Monir, A. K. Bagdi, S. Mishra, A. Majee and A. Hajra, *Adv. Synth. Catal.*, 2014, **356**, 1105; (b) G. Qian, B. Liu, Q. Tan, S. Zhang and B. Xu, *Eur. J. Org. Chem.*, 2014, 4837; (c) J. Liu, W. Wei, T. Zhao, X. Liu, J. Wu, W. Yu and J. Chang, *J. Org. Chem.*, 2016, **81**, 9326; (d) D. Kour, A. Gupta, K. K. Kapoor, V. K. Gupta, D. Singh and P. Das, *Org. Biomol. Chem.*, 2018, **16**, 1330; (e) P. Kaswan, K. Pericherla, H. K. Saini and A. Kumar, *RSC Adv.*, 2015, **5**, 3670; (f) P. Kaswan, K. Pericherla, Rajnikant and A. Kumar, *Tetrahedron*, 2014, **70**, 8539; (g) M.-M. Xing, M. Xin, C. Shen, J.-R. Gao, J.-H. Jia and Y.-J. Li, *Tetrahedron*, 2016, **72**, 4201.
- (a) S. Cacchi, A. Clogli, N. Demitri, G. Fabrizi, F. Ghirga, A. Gogglamani, A. Iazzetti and D. Lamba, *Synthesis*, 2018, **50**, 3513; (b) J. Zeng, Y. J. Tan, M. L. Leow and X.-W. Liu, *Org. Lett.*, 2012, **14**, 4386; (c) S. Samanta and A. Hajra, *Chem. Commun.*, 2018, **54**, 3379; (d) X. Tian, L. Song, M. Wang, Z. Lv, J. Wu, W. Yu and J. Chang, *Chem. - Eur. J.*, 2016, **22**, 7617.
- For review: (a) A. Fihri, M. Bouhrara, B. Nekoueisharaki, J.-M. Besset and V. Polshiettiwar, *Chem. Soc. Rev.*, 2011, **40**, 5181; (b) D. Wang and D. Astruc, *Chem. Soc. Rev.*, 2017, **46**, 816; (c) L. Liu and A. Corma, *Chem. Rev.*, 2018, **118**, 4981. Selected examples:; (d) F. Chen, B. Sahoo, C. Kreyenschulte, H. Lund, M. Zeng, L. He, K. Junge and M. Beller, *Chem. Sci.*, 2017, **8**, 6239; (e) D. Mateo, J. Albero and H. Garcia, *Energy Environ. Sci.*, 2017, **10**, 2392; (f) P.-H. Phua, L. Lefort, J. A. F. Boogers, M. Tristany and J. G. de Vries, *Chem. Commun.*, 2009, 3747; (g) R. Hudson, C.-J. Li and A. Moores, *Green Chem.*, 2012, **14**, 622; (h) F. Chen, A.-E. Surkus, L. He, M.-M. Pohl, J. Radnik, C. Topf, K. Junge and M. Beller, *J. Am. Chem. Soc.*, 2015, **137**, 11718; (i) V. Iablokov, S. K. Beaumont, S. Alayoglu, V. V. Pushkarev, C. Specht, J. Gao, A. P. Alivisatos, N. Kruse and G. A. Somorjai, *Nano Lett.*, 2012, **12**, 3091; (j) J. Oliver-Messeguer, L. Liu, S. García-García, C. Canós-Giménez, I. Domínguez, R. Gavara, A. Doménech-Carbó, P. Concepción, A. Leyva-Pérez and A. Corma, *J. Am. Chem. Soc.*, 2015, **137**, 3894.
- For review: (a) S. Shylesh, V. Schünemann and W. R. Thiel, *Angew. Chem., Int. Ed.*, 2010, **49**, 3428; (b) K. V. S. Ranganath and F. Glorius, *Catal. Sci. Technol.*, 2011, **1**, 13. Selected examples:; (c) A. Ying, S. Liu, Z. Li, G. Chen, J. Yang, H. Yan and S. Xu, *Adv. Synth. Catal.*, 2016, **358**, 2116; (d) M. Afradi, N. Foroughifar, H. Pasdar and H. Moghanian, *RSC Adv.*, 2016, **6**, 59343; (e) S. Kaur, M. Kumar and V. Bhalla, *Chem. Commun.*, 2015, **51**, 16327; (f) F. M. Moghaddam, G. Tavakoli, A. Moafi, V. Saberi and H. R. Rezvani, *ChemCatChem*, 2014, **6**, 3474; (g) J. Liu, X. Peng, W. Sun, Y. Zhao and C. Xia, *Org. Lett.*, 2008, **10**, 3933; (h) M. Li, B. Li, H.-F. Xia, D. Ye, J. Wu and Y. Shi, *Green Chem.*, 2014, **16**, 2680; (i) A. Hu, G. T. Yee and W. Lin, *J. Am. Chem. Soc.*, 2005, **127**, 12486; (j) X. Cui, W. Li, P. Ryabchuk, K. Junge and M. Beller, *Nat. Catal.*, 2018, **1**, 385.
- (a) S. Vásquez-Céspedes, K. M. Chepiga, N. Möller, A. H. Schäfer and F. Glorius, *ACS Catal.*, 2016, **6**, 5954; (b)



- S. Vásquez-Céspedes, M. Holtkamp, U. Kast and F. Glorius, *Synlett*, 2017, **28**, 2759; (c) G. Choudhan, D. Wang and H. Alper, *Chem. Commun.*, 2007, 4809; (d) R. K. Sharma, Y. Monga, A. Puri and G. Gaba, *Green Chem.*, 2013, **15**, 2800; (e) R. K. Sharma, R. Gaur, M. Yadav, A. K. Rathi, J. Pechousek, M. Petr, R. Zboril and M. G. Gawande, *ChemCatChem*, 2015, **7**, 3495; (f) Z.-L. Wang, *RSC Adv.*, 2015, **5**, 5563; (g) J. M. Pérez and D. J. Ramón, *Eur. J. Org. Chem.*, 2016, **2016**, 4354.
- 8 (a) P. T. Ha, O. T. K. Nguyen, K. D. Huynh, T. T. Nguyen and N. T. S. Phan, *Synlett*, 2018, **29**, 2031; (b) C. K. Nguyen, N. N. Nguyen, K. N. Tran, V. D. Nguyen, T. T. Nguyen, D. T. Le and N. T. S. Phan, *Tetrahedron Lett.*, 2017, **58**, 3370; (c) C. K. Nguyen, H. H. Vu, H. V. Dang, N. N. Nguyen, N. T. H. Le and N. T. S. Phan, *RSC Adv.*, 2017, **7**, 55756; (d) O. T. K. Nguyen, L. T. Nguyen, N. K. Truong, V. D. Nguyen, A. T. Nguyen, N. T. H. Le, D. T. Le and N. T. S. Phan, *RSC Adv.*, 2017, **7**, 40929.

