


Showcasing research from Markus Draskovits, Christian Stanetty *et al.* from the Bioorganic Synthetic Chemistry group, Institute of Applied Synthetic Chemistry, TU Wien, Vienna, Austria.
Image designed and illustrated by Thomas Blaukovitsch.

Intercepted dehomologation of aldoses by N-heterocyclic carbene catalysis – a novel transformation in carbohydrate chemistry

Exploiting NHCs' unique selectivity for aldehydes furnished an intercepted dehomologation protocol for reducing aldoses. Principles of substrate governance for intercepted dehomologation or a subsequent redox-lactonisation were identified and with structurally unbiased substrates, catalyst design allowed tuning the selectivity towards either of these two scenarios.

As featured in:







See Christian Stanetty *et al.*,
Chem. Commun., 2019, 55, 12144.

Cite this: *Chem. Commun.*, 2019, 55, 12144Received 29th July 2019,
Accepted 23rd August 2019

DOI: 10.1039/c9cc05906g

rsc.li/chemcomm

Intercepted dehomologation of aldoses by N-heterocyclic carbene catalysis – a novel transformation in carbohydrate chemistry†

Markus Draskovits,  Hubert Kalas,  Christian Stanetty * and Marko D. Mihovilovic 

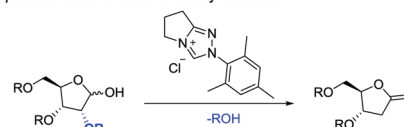
The development of an N-heterocyclic carbene (NHC) catalysed intercepted dehomologation of aldoses is reported. The unique selectivity of NHCs for aldehydes is exploited in the complex context of reducing sugars. Examples of strong substrate governance for either intercepted dehomologation or a subsequent redox-lactonisation were identified and mechanistically understood. More importantly, it was shown that catalyst design allowed the tuning of the selectivity of the reaction with structurally unbiased starting materials towards either of the two scenarios.

Carbohydrates are the most abundant class of all biomolecules formed in Nature and are found in all living organisms. They serve as structural components of cells, as energy sources within metabolic cycles and also play a major role in the recognition process of biomolecules.¹ Despite their ubiquitous nature, only a limited number of representatives of the family of carbohydrates are readily available, requiring great synthetic efforts to provide the full range of carbohydrates.² Great effort and progress have been made in the assembly of complex oligosaccharides, often based on elaborate protecting group chemistry to overcome the challenges of both regio- and stereoselectivity with respect to the hydroxyl functionalities.³ Intriguingly, the intrinsically reactive part of an aldose, the aldehyde moiety, is targeted far less in classic carbohydrate chemistry.⁴ The established methods include addition of organometallics (Mg, In, and Zn)⁵ or carbanions (Kiliani–Fischer)⁶ to achieve an elongation. Alternatively, also dehomologation towards shortened carbohydrates (*e.g.* by the Wohl degradation) initiate by addressing the aldehyde moiety.⁷ Requirements of stoichiometric amounts of reagents and/or limited compatibility with unprotected aldoses due to solubility and cross-reactivity with the free hydroxyl groups are major challenges in this field.⁸

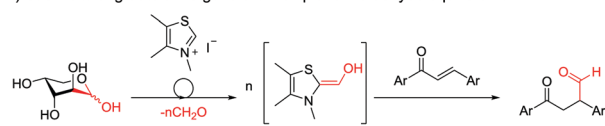
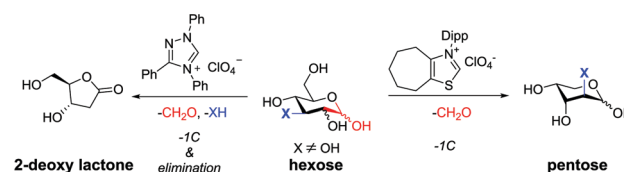
In this light, we perceived great potential for transformations triggered by the highly aldehyde-specific interaction of N-heterocyclic carbenes (NHCs) with the (anomeric) carbonyl

moiety which we have just started to exploit. After the isolation of the first bench-stable carbene by Arduengo,⁹ the number of applications of NHCs has vastly increased over the last decades. The main areas of research have been their utilisation as ligands in transition-metal catalysed reactions¹⁰ and as organocatalysts.¹¹ The field of organocatalysis is dominated by processes rooted in the umpolung of aldehydes,¹² triggering benzoin or Stetter type reactions¹³ as well as more sophisticated follow-up transformations.¹⁴

The applications of NHCs within the realm of reducing sugars, as aldehyde species, are extremely scarce (see Scheme 1).¹⁵ Wendeborn *et al.* attempted to perform Stetter reactions of fully protected reducing aldoses but instead observed dominant β -elimination towards protected 2-deoxy lactones,¹⁶ consistent with earlier studies on α -reducible aldehydes.¹⁷ The group of Chi achieved the catalytic activation of fully unprotected aldoses by NHCs generating multiple nucleophilic formaldehyde equivalents

A) β -Elimination towards 2-deoxy lactones

B) Sacrificial degradation to generate multiple formaldehyde equivalents

C) This work - catalyst controlled intercepted dehomologation or additional β -elimination

Scheme 1 Examples of NHC catalysed activation of aldoses' aldehyde moieties.

Institute of Applied Synthetic Chemistry, TU Wien, 1060 Vienna, Austria.

E-mail: christian.stanetty@tuwien.ac.at; Tel: +43-(1)58801-163619

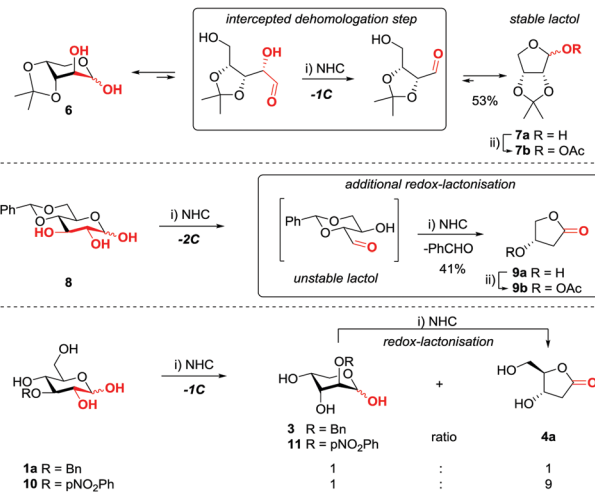
† Electronic supplementary information (ESI) available. See DOI: 10.1039/c9cc05906g



via a retro-benzoin reaction in an uncontrolled fashion. The thereby achieved formylation of α,β -unsaturated compounds in a subsequent Stetter reaction was the goal of the study, with the sugars being utilised as a sacrificial feedstock.¹⁸

Inspired by these works and building upon the proposed mechanism, we set out to develop an NHC controlled intercepted dehomologation methodology of carbohydrate derivatives. See Scheme 2 for an outline of the mechanistic consideration with 3-*O*-Bn-glucose **1a** as an example. First, the carbene, formed *in situ* from corresponding **2**, attacks the aldehyde of the open-chain form of the carbohydrate, which is in equilibrium with the typically dominant lactol form.¹⁹ In the presence of an adjacent OH group a retro-benzoin reaction delivers the shortened carbohydrate 2-*O*-Bn arabinose **3**. The concomitantly formed Breslow-intermediate of formaldehyde undergoes a Stetter reaction with a chalcone **5**, thereby regenerating the catalyst (Scheme 2, bottom). In the case of unprotected sugars the first cycle is reiterated,¹⁸ which cannot occur in the absence of an adjacent OH-group. Nonetheless, if the intercepting group can act as a leaving group, elimination of *e.g.* BnOH from the Breslow intermediate occurs, upon activation of the carbonyl of **3**. Upon the tautomerisation of the resultant acylazolium species and displacement of the NHC by ring closure deoxy lactone **4a** can be formed.¹⁶

In our study, we were first of all aiming to deliver a principle proof of concept of the above approach and further investigate which structural features of both substrate and/or catalyst are required to allow for high selectivity for sole dehomologation or additional elimination. We initially evaluated several suitably semi-protected reducing sugars with the thiazolium pre-catalyst **2** under general conditions.¹⁸ Compounds **6** and **8** gave the cleanest conversions and reasonable isolated yields delivering the desired proof of concept for successfully intercepted dehomologation (1 and 2 carbons, respectively). However, the isolated products turned out to be representatives of two borderline scenarios (Scheme 3, top and middle). Arabinose acetonide **6**²⁰ furnished the desired dehomologated product erythrose acetonide **7a** as the main product (isolated as acetate **7b**). In contrast, treatment of benzylidene glucose **8** led to predominant formation

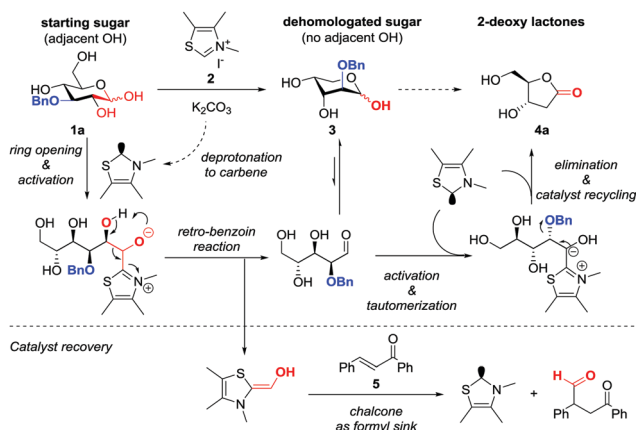


Scheme 3 Proof of concept for controlled dehomologation by NHC activation with a strongly substrate dependent reaction outcome. (i) 3,4,5-Trimethylthiazolium iodide **2** (0.25 equiv.), K₂CO₃ (0.2 equiv.), chalcone **5** (2.0 equiv.), MeCN, μ W, 130 °C, 15 min; (ii) Ac₂O, py, DMAP, rt.

of 2-hydroxy- γ -butyrolactone **9a**, thus reflecting successful double dehomologation but with concomitant redox-lactonisation *via* elimination of benzaldehyde. According to our hypothesis the stability of the starting material, intermediates and final products as lactols is responsible for the observed differences in selectivity. Consequently, 3-*O*-Bn glucose **1a** gave mixtures of the dehomologated products 2-*O*-Bn arabinose **3** and 2-deoxyribonolactone **4a** upon NHC-catalysed elimination of BnOH (Scheme 3, bottom) reflecting similar lactol stabilities of **1a/3**. To corroborate the above mechanism, we subjected 2-*O*-Bn arabinose **3** to the standard reaction conditions and confirmed deoxy lactone **4a** as the main product. Furthermore, by installing a better leaving group at O3 as in 3-*O*-(*p*-nitrophenyl) glucose **10** the subsequent elimination to **4a** was dominant under the same reaction conditions (see the ESI[†]).

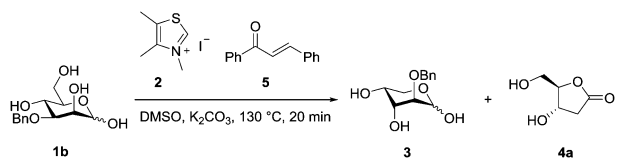
Our ultimate goal was to achieve catalyst control over the selectivity between intercepted dehomologation and subsequent redox-lactonisation. Therefore, we selected 3-*O*-Bn glucose **1a** and its 2*O*-epimer 3-*O*-Bn mannose **1b** as model compounds for the re-evaluation of the reaction conditions¹⁸ and further catalyst development. In advance, they serve as probes for potential influence of the relative stereochemistry at C2/C3. Both substrates and their common reaction products (**3** and **4a**) are accessible in a few chemical steps (see the ESI[†]). A reliable procedure for an efficient and quantitative screening was required, given the complexity of crude reaction mixtures. We developed a method based on a solid phase extraction (SPE) with subsequent derivatisation of all carbohydrate species to allow quantification *via* a calibrated GC protocol (see details in the ESI[†]).²¹

Preliminary studies clearly showed that sub-stoichiometric amounts of base compared to the pre-catalyst (0.20 : 0.25 equiv.) and a sufficient reservoir of chalcone (2.0 equiv.) are mandatory requirements. Under these conditions, the influence of solvent, type of base as well as lower and higher temperatures has been evaluated which is summarized for **1b** as a starting material in



Scheme 2 Proposed mechanism for the NHC intercepted catalyzed dehomologation reaction of aldoses.



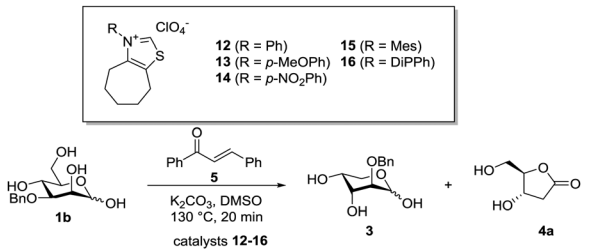
Table 1 Screening of reaction conditions of the NHC-catalyzed dehomologation^a


Entry	Deviation from standard conditions	1b ^b [%]	3a ^b [%]	4a ^b [%]	Sum ^b [%]
1	None	6	48	43	96
2	Solvent:MeCN ^c	0	4	63	67
3	Solvent:DMF ^c	0	9	36	45
4	Solvent:EtOH ^c	0	3	30	33
5	Base:Li ₂ CO ₃	14	46	18	78
6	Base:DBU	83	14	4	101
7	T = 90 °C/320 min	7	18	42	67
8	T = 110 °C/80 min	0	4	44	48
9	T = 150 °C/10 min	0	2	18	20

^a Reaction conditions: **1b**/base/**5** = 1.00 : 0.25 : 0.20 : 2.00 (molar ratio), 20 min. ^b Based on calibrated GC. ^c Reactions performed under μ W irradiation.

Table 1 (and in the ESI[†] for **1a** which performed similarly).¹⁸ The highest recovery of identified products was generally observed in DMSO (Table 1, entries 1–4) under conventional heating. The second generally applicable solvent was CH₃CN which was preferred for preparative experiments under μ W-heating (*vide infra*). The use of stock solutions in DMSO led to increased reproducibility and facilitated the overall work flow. Aiming to replace insoluble K₂CO₃, Li₂CO₃ and DBU were assessed as bases (Table 1, entries 5 and 6), however, the reaction did not occur in the case of DBU and led to a decrease in conversion with Li₂CO₃. Generally, time courses were conducted to make sure that the reported data points were representative ones (see the ESI[†]). A significant decrease of identified products with prolonged reaction time was observed, indicating competing not yet understood side-reactions. Experiments at higher or lower temperatures (Table 1, entries 7–9) did not give any improvements over the standard conditions. With the optimized reaction conditions, we turned our attention towards the catalysts, a usually decisive element in many previous NHC-studies.²²

We exchanged the *N*-alkyl thiazolium salt **2** of a family of *N*-aryl-thiazolium precatalysts based on Glorius' cycloheptyl scaffold (Table 2 and ESI[†] for synthesis of the catalysts) to allow for both steric and electronic tuning of the catalyst.²³ Already, phenyl-substituted thiazolium salt **12** gave an increased ratio of 2-*O*-Bn arabinose **3** over lactone **4a**, although with a slower conversion. Formal substitution of the phenyl substituent with a *p*-methoxy group (**13**) resulted in an increased reactivity (total conversion) without a beneficial effect on the selectivity. Introduction of an electron withdrawing substituent *p*-nitrophenyl (**14**) led to no reaction, which is in good agreement with the decreased nucleophilicity of the carbene (Table 2, entries 3 and 4). With increased steric bulk of the aromatic substituent (Table 2, entries 5 and 6) the selectivity and conversion improved significantly. The mesityl substituent (**15**) gave a 3.9:1 ratio of the

Table 2 Catalyst optimisation towards increased selectivity^a


Entry	Starting material	Catalyst	1b ^b [%]	3 ^b [%]	4a ^b [%]	Ratio 3/4a
1	1b	2	6	48	43	1.1 : 1
2	1b	12	63	29	9	3.2 : 1
3	1b	13	43	30	17	1.8 : 1
4	1b	14	93	2	4	—
5	1b	15	25	39	10	3.9 : 1
6	1b	16	7	78	13	6.0 : 1
7 ^c	3	16	—	82	6	—

^a Reaction conditions: **1b**/precatalyst/K₂CO₃/**5** = 1.00 : 0.25 : 0.20 : 2.00 (molar ratio), 20 min. ^b Based on calibrated GC. ^c **3** used instead of **1b**.

dehomologated to the elimination product, and with diisopropylphenyl substituted thiazolium salt **16**, a 6:1 ratio in favour of the dehomologated product 2-*O*-Bn arabinose **3** was observed. In a separate experiment **3** was reacted with precatalyst **16** (Table 2, entry 7) giving no notable conversion to deoxy lactone **4a**, confirming a strong selectivity of **16** for the reaction with **1b** over **3**. The GC-data obtained in DMSO were validated by a preparative experiment in MeCN and under microwave irradiation, which led to a comparable isolated yield (1 mmol scale, Scheme 4). The fact that the *gluco*-analogue **1a** gave inferior results (ESI[†]) for us strongly indicates competing side reactions which dominate in the case of species of high lactol stability (low open chain content).²⁴ The above data was initially found to show that increasing the steric congestion around the carbene centre increases the selectivity for the intercepted dehomologation. We assumed this to be due to the steric clash between the 2-*O*-substituent of **3** and the diisopropyl substituent of the catalyst.

Therefore, we next evaluated triphenyl substituted triazolium salts as precatalysts, initially aiming at introducing additional steric bulk around the carbene centre. We discovered that the parent Enders' triphenyl triazolium salt **17**²⁵ led to the exclusive formation of the deoxy lactone **4a** from **1a** in high GC-yields (Table 3, entry 2) at all obtained time points. We attempted to achieve comparable shifts in the selectivity towards the dehomologated product **3** within this catalyst family. Nevertheless, increasing the steric bulk near the carbene moiety *via*

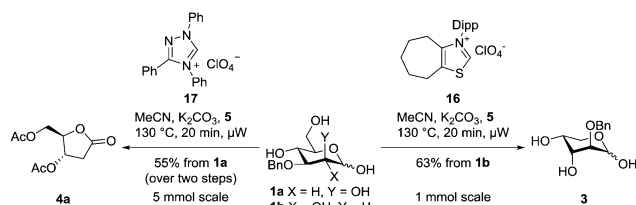
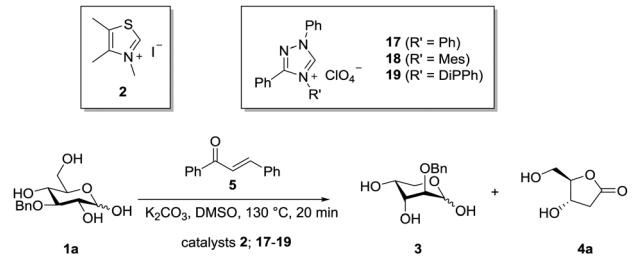
**Scheme 4** Catalyst controlled divergence in a preparative fashion.

Table 3 Further investigations on the catalysts^a


Entry	Starting material	Catalyst	1a ^b [%]	3 ^b [%]	4a ^b [%]	Sum ^b [%]
1	1a	2	5	13	56	73
2	1a	17	0	0	80	80
3	1a	18	22	5	59	86
4	1a	19	37	5	36	79

^a Reaction conditions: 1a/precatalyst/K₂CO₃/5 = 1.00 : 0.25 : 0.20 : 2.00 (molar ratio), 20 min. ^b Based on calibrated GC.

introducing again mesityl or diisopropylphenyl on one adjacent nitrogen atom (precatalysts **18** and **19**, respectively) did not lead to a change in chemoselectivity, as seen in the thiazolium salt series. Instead we observed a decrease in the conversion to product **4a**, indicating that the electronic properties of the triazolium core dominate the steric effects (Table 3, entries 3 and 4). Again, the reaction with the most promising GC-yield was repeated with MeCN as solvent under microwave irradiation, giving lactone in a good isolated yield (5 mmol, upon acetylation, see Scheme 4). With both the ideal substrate/catalyst combinations it was attempted to decrease catalyst loading which leads to a significant decrease in the conversion (see the ESI†).

In summary, we have delivered a clear proof of concept for the principle feasibility of an NHC-controlled intercepted dehomologation of semi-protected carbohydrate derivatives. Herein, we present the first examples of substrate-dependent and – more importantly – catalyst-controlled divergence between selective intercepted dehomologation based on the retro-benzoin reaction on the one hand and the subsequent β-elimination on the other hand. Screening of our catalysts revealed the influence of both steric and electronic properties of carbenes identifying the first ideal substrate/catalyst combinations. Further studies on the scope and limitations of the current methodology are in progress and will deliver an increased understanding of and give rise to more means of exploitation of the fascinating interaction between NHCs and the aldoses' aldehyde moieties.

We thank T. Blaukovitsch, N. Houszka, Ch. Lim, K. Obleser, M. Schiffrer, K. Schlögl and A. Trpisovsky for technical support. The Austrian Science Fund FWF (Grant P 29138-N34) is gratefully acknowledged for financial support.

Conflicts of interest

There are no conflicts to declare.

Notes and references

- (a) T. J. Boltje, T. Buskas and G.-J. Boons, *Nat. Chem.*, 2009, **1**, 611; (b) P. Collins and R. Ferrier, *Monosaccharides: Their Chemistry and Their Roles in Natural Products*, Wiley, 1995; (c) E. Jéquier, *Am. J. Clin. Nutr.*, 1994, **59**, 682S–685S; (d) A. Varki, *Glycobiology*, 2017, **27**, 3–49.
- G. J. Boons and K. J. Hale, *Organic Synthesis with Carbohydrates*, 2008.
- S. S. Kulkarni, C.-C. Wang, N. M. Sabbavarapu, A. R. Podilapu, P.-H. Liao and S.-C. Hung, *Chem. Rev.*, 2018, **118**, 8025–8104.
- (a) B. O. Fraser-Reid, K. Tatsuta and J. Thiem, *Glycoscience: Chemistry and Chemical Biology*, Springer Berlin Heidelberg, Berlin, Heidelberg, Berlin, Heidelberg, 2008; (b) R. Mahrwald, *Chem. Commun.*, 2015, **51**, 13868–13877.
- (a) W. H. Binder, R. H. Prenner and W. Schmid, *Tetrahedron*, 1994, **50**, 749–758; (b) J. Gao, R. Haerter, D. M. Gordon and G. M. Whitesides, *J. Org. Chem.*, 1994, **59**, 3714–3715; (c) A. Palmelund and R. Madsen, *J. Org. Chem.*, 2005, **70**, 8248–8251; (d) M. Draskovits, C. Stanetty, I. R. Baxendale and M. D. Mihovilovic, *J. Org. Chem.*, 2018, **83**, 2647–2659.
- (a) E. Fischer, *Ber. Dtsch. Chem. Ges.*, 1889, **22**, 2204–2205; (b) H. Kiliani, *Ber. Dtsch. Chem. Ges.*, 1885, **18**, 3066–3072.
- A. Wohl, *Ber. Dtsch. Chem. Ges.*, 1893, **26**, 730–744.
- R. N. Monrad and R. Madsen, *Tetrahedron*, 2011, **67**, 8825–8850.
- A. J. Arduengo, R. L. Harlow and M. Kline, *J. Am. Chem. Soc.*, 1991, **113**, 361–363.
- M. N. Hopkinson, C. Richter, M. Schedler and F. Glorius, *Nature*, 2014, **510**, 485.
- (a) D. Enders, O. Niemeier and A. Henseler, *Chem. Rev.*, 2007, **107**, 5606–5655; (b) P.-C. Chiang and J. W. Bode, *N-Heterocyclic Carbenes: From Laboratory Curiosities to Efficient Synthetic Tools*, The Royal Society of Chemistry, 2011, pp. 399–435, DOI: 10.1039/9781849732161-00399.
- (a) X. Bugaut and F. Glorius, *Chem. Soc. Rev.*, 2012, **41**, 3511–3522; (b) R. Breslow, *J. Am. Chem. Soc.*, 1958, **80**, 3719–3726.
- (a) J. Read de Alaniz and T. Rovis, *J. Am. Chem. Soc.*, 2005, **127**, 6284–6289; (b) L. Baragwanath, C. A. Rose, K. Zeitler and S. J. Connon, *J. Org. Chem.*, 2009, **74**, 9214–9217.
- (a) H. Stetter, *Angew. Chem., Int. Ed. Engl.*, 1976, **15**, 639–647; (b) A. T. Biju, N. Kuhl and F. Glorius, *Acc. Chem. Res.*, 2011, **44**, 1182–1195; (c) M. Padmanaban, A. T. Biju and F. Glorius, *Org. Lett.*, 2011, **13**, 98–101; (d) C. J. Collett, R. S. Massey, O. R. Maguire, A. S. Batsanov, A. C. O'Donoghue and A. D. Smith, *Chem. Sci.*, 2013, **4**, 1514–1522.
- (a) K. P. Stockton, B. W. Greatrex and D. K. Taylor, *J. Org. Chem.*, 2014, **79**, 5088–5096; (b) B. Kang, T. Sutou, Y. Wang, S. Kuwano, Y. Yamaoka, K. Takasu and K.-i. Yamada, *Adv. Synth. Catal.*, 2015, **357**, 131–147.
- S. Wendeborn, R. Mondiere, I. Keller and H. Nussbaumer, *Synlett*, 2012, 541–544.
- (a) N. T. Reynolds, J. Read de Alaniz and T. Rovis, *J. Am. Chem. Soc.*, 2004, **126**, 9518–9519; (b) K. Y.-K. Chow and J. W. Bode, *J. Am. Chem. Soc.*, 2004, **126**, 8126–8127.
- J. Zhang, C. Xing, B. Tiwari and Y. R. Chi, *J. Am. Chem. Soc.*, 2013, **135**, 8113–8116.
- Y. Zhu, J. Zajicek and A. S. Serianni, *J. Org. Chem.*, 2001, **66**, 6244–6251.
- A. Banchet-Cadeddu, A. Martinez, S. Guillarme, V. Parietti, F. Monneaux, E. Hénon, J.-H. Renault, J.-M. Nuzillard and A. Haudrechy, *Bioorg. Med. Chem. Lett.*, 2011, **21**, 2510–2514.
- M. Becker, F. Liebner, T. Rosenau and A. Potthast, *Talanta*, 2013, **115**, 642–651.
- (a) X. Bugaut, F. Liu and F. Glorius, *J. Am. Chem. Soc.*, 2011, **133**, 8130–8133; (b) C. G. Goodman and J. S. Johnson, *J. Am. Chem. Soc.*, 2014, **136**, 14698–14701; (c) J. Mahatthananchai and J. W. Bode, *Chem. Sci.*, 2012, **3**, 192–197.
- I. Piel, M. D. Pawelczyk, K. Hirano, R. Fröhlich and F. Glorius, *Eur. J. Org. Chem.*, 2011, 5475–5484.
- Noteworthy, analogous experiments with 3-O-Bn-galactose (probing for the influence of the relative stereochemistry on the rate of the elimination in the redox-lactonisation) gave results closely resembling ones from the gluco-derivative **1a** [data not shown].
- D. Enders, K. Breuer, U. Kallfass and T. Balensiefer, *Synthesis*, 2003, 1292–1295.

