

Cite this: *RSC Adv.*, 2019, 9, 2657

The role of sp^2 and sp^3 hybridized bonds on the structural, mechanical, and electronic properties in a hard BN framework

Hongxia Bu,^a Haibin Zheng,^a Hongcai Zhou,^b Hongyu Zhang,^c Zaifa Yang,^a Zhie Liu,^a Hui Wang^a and Qi Xu^a

A first-principles approach is used to systematically investigate the role of sp^2 and sp^3 hybridized bonds on the structural, mechanical, and electronic properties in a new BN phase (denoted Hex-(BN)₁₂). Hex-(BN)₁₂ has the same number of sp^2 and sp^3 hybridized atoms. The calculated cohesion energy, phonon frequencies, and elastic constants unambiguously confirm the structural stability of this compound. Due to the different types of hybridization and B–N covalent bonds with ionic characteristics, Hex-(BN)₁₂ has unequal bond lengths and bond angles in these hybrid orbitals. These cause the relative energetic stability to be slightly lower than c-BN and w-BN. The hardness of Hex-(BN)₁₂ is estimated to range from 33 to 40 GPa. The bond-breaking order under stress is sp^3 – sp^3 , sp^2 – sp^3 , and sp^2 – sp^2 . DFT calculations with the gradient approximation (GGA) and HSE06 functional indicate the electronic structure contains an indirect band gap at 3.21 and 4.42 eV, respectively. The electronic states in the region near the Fermi level primarily arise from the 2p orbitals in sp^2 -hybridized atoms. In general, sp^3 bonded B and N atoms guarantee higher mechanical properties, and sp^2 bonded atoms ensure ductility and even conductivity, although all changes vary with spatial structure. Hex-(BN)₁₂ can be obtained from multilayer yne-BN, and BN nanosheets, nanotubes and nanoribbons under pressure.

Received 23rd November 2018
Accepted 9th January 2019

DOI: 10.1039/c8ra09636h

rsc.li/rsc-advances

Introduction

Boron nitride (BN) is a group III–V compound that can theoretically exhibit a variety of frameworks because B and N atoms can form chemical bonds by means of sp , sp^2 , and sp^3 hybridizations or combinations. It is an intriguing compound that has been studied for many years, and numerous BN structures were theoretically proposed or experimentally synthesized in the past few decades. Examples include sp and sp^2 graphyne-BN (yne-BN) and graphdiyne-BN (diyne-BN);^{1–5} sp^2 -hybridized nanocages,^{6–8} nanotubes,^{9–12} nanoribbons^{13,14} and nanosheets;^{15–18} sp^2 and sp^3 porous BN networks,¹⁹ M-BN,²⁰ HBNFs,²¹ and 3D BN allotropes from compressed single-walled BN nanotubes (BNNTs);²² sp^3 -hybridized c-BN, bct-BN, Z-BN,²³ and O-BN.²⁴ They usually have high thermal conductivity, chemical stability, excellent mechanical properties, and unique electronic and optical properties, facilitating practical applications in the many fields related to hydrogen energy,^{19,25,26} advanced

abrasives,²⁷ ultraviolet laser devices,^{28,29} nanoscale spintronic devices,³⁰ nanomedicine,^{31,32} and flexible resistive memory devices.³³

Meanwhile, it is worth noting these BN phases exhibit unique physical and chemical properties. For example, they form many crystal structures, ranging from zero to three dimensional. The mechanical properties of these reported BN phases are different. c-BN and w-BN are typical superhard materials; M-BN is hard, while h-BN formed from sp^2 -hybridized atoms is more ductile and is widely used as a lubricant. Furthermore, given the same fundamental sp^2 and sp^3 hybridized bonds, their electronic structures are also different. The metallicity of T-B₃N₃ originates from sp^2 hybridized B atoms,³⁴ while M-BN is metallic with one-dimensional metallicity from sp^2 B/N atoms.²⁰ However, dz₂-BN, lz₂-BN, 3D(*n*,0)-I (*n* = 6, 8, 10, 12), and Na-HBNFs are semiconductors.^{19,21,22} All these characteristics indicate that the properties of BN are highly dependent on the crystalline structure, including the type of hybridization. However, fewer studies have focused on the influence from sp^2 and sp^3 hybridized bonds in 3D multiporous BN polymorphs. Moreover, the influence of sp^2 and sp^3 hybridization on stability, hardness, and electronic properties is an interesting issue that is worth studying.

In this work, we present a 3D hard BN skeleton consisting of both sp^2 and sp^3 hybridized bonds. This BN phase has hexagonal structure with 12 pairs of BN in a conventional unit cell.

^aCollege of Physics and Electronic Engineering, Qilu Normal University, Jinan, Shandong 250200, China. E-mail: buhx666@163.com; haibin_zheng@126.com; Tel: +86-531-66778300

^bScience and Information College, Qingdao Agricultural University, Qingdao, Shandong 266109, China

^cDepartment of Physics, East China University of Science and Technology, Shanghai 200237, China



Thus, we have denoted this BN phase as Hex-(BN)₁₂. The structure of Hex-(BN)₁₂ is composed of narrow BN nanoribbons (BNNRs) interconnected by ultrathin BNNTs. Hex-(BN)₁₂ is energetically, dynamically, and mechanically stable, and it is energetically more favorable than yne-BN. Calculations with the gradient approximation (GGA) and HSE06 functional show the presence of an indirect band gap of 3.21 and 4.42 eV at the Brillouin zone in Hex-(BN)₁₂, respectively. We conducted a systematic first-principles study on the effect of sp² and sp³ hybridizations on the structural, mechanical, and electronic properties of Hex-(BN)₁₂.

Computational methods

First-principles calculations were performed using the CASTEP code, which is based on density functional theory (DFT).^{35,36} Electron–electron interactions were modeled using a generalized gradient approximation (GGA) according to Perdew, Burke, and Ernzerhof.³⁷ The cutoff energy was set to 400 eV for the plane-wave basis within an ultrasoft pseudopotential.³⁸ The *k*-point separation for Brillouin zone sampling was set to 0.02 Å^{−1} in accordance with the Monkhorst–Pack method.³⁹ Lattice constants and internal coordinates were optimized within the Broyden–Fletcher–Goldfarb–Shanno (BFGS) minimization scheme.⁴⁰ Phonon dispersion spectra were calculated using linear response and finite displacement theories in the CASTEP code. The standard GGA functional always underestimates the band gap in semiconductors, thus the band structure was calculated with a more accurate HSE06 hybrid functional⁴¹ as implemented in the CASTEP code within a norm-conserving pseudopotential.⁴² The convergence plane wave cutoff energy was set to 700 eV.

The elastic constants (*C*_{ij}) were theoretically calculated using Hooke's law ($\sigma_i = C_{ij}\epsilon_j$) for small stresses (σ) and strains (ϵ).⁴³ Young's, bulk, and shear moduli were estimated using the Voigt–Reuss–Hill approximation.⁴⁴ Vickers hardness was calculated using Chen's⁴⁵ and Gao's⁴⁶ hardness models.

On the basis of the equilibrium structure, a series of incremental stress were applied to the structure in order to determine its structural response to stress. At each step, a desired target stress component was defined along particular directions. The final structure and the corresponding strain were defined as lattice vectors and the atomic positions were fully relaxed simultaneously. In this way, the stress and strain relationship for tensile and shear deformation and the ideal strength were obtained as the structure collapsed.

Results and discussion

The predicted crystal structure is shown in Fig. 1 from different views. B and N atoms in the basal plane alternately bind to two adjacent layers through the polar B–N covalent bond. The structure has hexagonal symmetry with *P*6₃*cm* space group (*C*_{6v}³, no. 185). It contains 12 BN pairs per primitive cell, thus the compound is referred to as Hex-(BN)₁₂ hereafter. The fully relaxed lattice constants are *a* = *b* = 6.995 Å and *c* = 4.288 Å. Two inequivalent B atoms and two inequivalent N atoms are

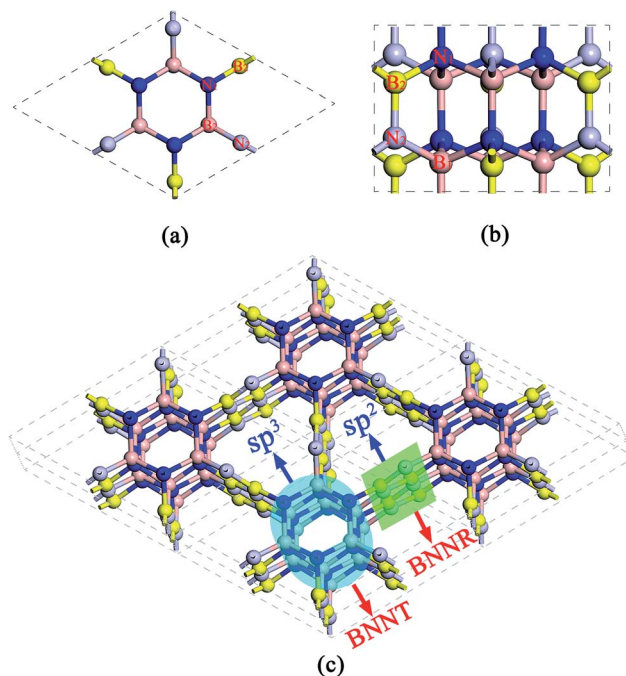


Fig. 1 Atomic structure of Hex-(BN)₁₂ containing sp²- and sp³-hybridized B and N atoms. (a) Top view, (b) side view, and (c) schematic representation of the superlattice formed from BNNRs (sp² hybridization) and BNNTs (sp³ hybridization).

present in each primitive cell. B atoms occupy the 6c (0, 0.588, 1.143), 6c (0.216, 0, 1.164) Wyckoff positions, while N atoms occupy the 6c (0, 0.214, 0.793), 6c (0.586, 0, 0.811) Wyckoff positions. The framework of Hex-(BN)₁₂ is composed of sp²- and sp³-hybridized B and N atoms, thus it can be thought of as a superlattice of ultrathin BNNTs and narrow BNNRs, as shown in Fig. 1c. The sp³-hybridized B and N atoms form ultrathin BNNTs, while sp²-hybridized atoms form narrow BNNRs. Notably, the BNNT in this framework differs significantly from the isolated BNNT because B and N atoms in the former are sp³-hybridized.

The density of Hex-(BN)₁₂ is 2.72 g cm^{−3} as the ratio of sp² BN pairs to sp³ BN pairs is 6/6. The density was theoretically calculated using $\rho = m/V$, where ρ is the density, and *m* and *V* are the mass and volume of the primitive cell, respectively. This density value lies between the values for pure sp²-hybridized h-BN (2.27 g cm^{−3}) and pure sp³-hybridized c-BN (3.47 g cm^{−3}).

The optimized bond lengths and angles are shown in Fig. 2. There exists six distinct bonds and twelve bond angles. The lengths of two distinct sp²–sp² bonds in the BNNR component are 1.418 and 1.424 Å; these values are slightly shorter than in h-BN (1.451 Å) and in a pristine BN sheet (1.452 Å).⁴⁷ The lengths of the sp³–sp³ bonds in the BNNT component are 1.592 and 1.604 Å, which is slightly longer than the calculated value for c-BN's (1.569 Å). The lengths of the sp²–sp³ bonds connecting BNNTs and BNNRs are 1.519 and 1.523 Å. The bond angles deviate slightly from the corresponding standard values in c-BN (109.5°) and in an h-BN monolayer (120°). For example, ∠B–N–B and ∠N–B–N in the sp²–sp² bonds in BNNRs have slightly different angles of 119.91° and 121.1° (listed in Fig. 2),



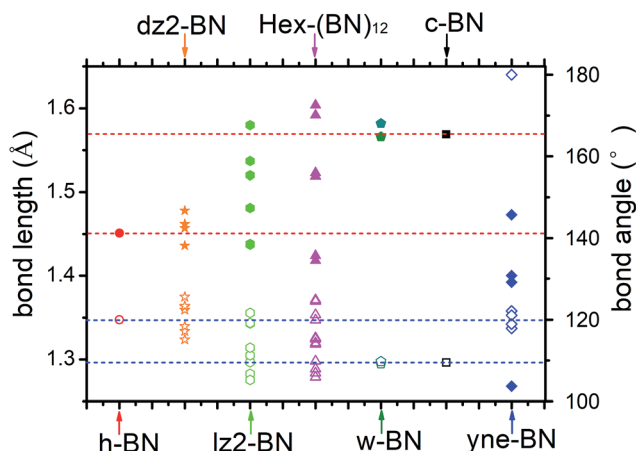


Fig. 2 Bond lengths and bond angles in h-BN, dz2-BN, lz2-BN, Hex-(BN)₁₂, w-BN, c-BN, and yne-BN. The solid and hollow symbols represent bond lengths and bond angles, respectively. The red and blue horizontal dashed lines indicate bond lengths and angles in h-BN and c-BN.

respectively, which differs slightly from the angle in an h-BN monolayer (120°). The same applies to other bond angles located at different positions. The different bond patterns and angles can be attributed to two possible explanations. First, different hybrid orbitals of B and N atoms have an important influence on the bond lengths and angles. Second, although B–N bonds in this phase are covalent in nature, they have ionic characteristics. The ionic characteristics have little influence on the bond lengths and angles. We think the significant differences in bond lengths and angles result from the former explanation, while small differences result from the latter. Moreover, Mulliken analysis further verifies the polarity of these B–N bonds, and the results are reasonably consistent with results published in the literature.¹

To evaluate the relative stability of the predicted porous BN phase, we calculated the cohesive energy and compared it with several known BN phases. The cohesive energy is defined by the following equation:

$$E_{\text{coh}} = (nE_{\text{B}} + nE_{\text{N}} - E_{(\text{BN})_n})/n$$

where E_{B} , E_{N} , and $E_{(\text{BN})_n}$ are the total energies of a single B atom, N atom, and (BN)_n molecule, respectively. The cohesive energy is comparable to those of bct-BN, lz2-BN, even c-BN, w-BN, and h-BN at zero pressure. This cohesive energy value is more favorable than the value for yne-BN by about 0.76 eV per BN pair (Table 1 and Fig. 3a). From the cohesive energy of c-BN, h-BN, and yne-BN, sp²-hybridization is the energetically most favorable hybridization between B and N atoms, followed by sp³-hybridization and sp-hybridization. Compared with sp and sp²-hybridized yne-BN, Hex-(BN)₁₂ contains sp³-hybridized instead of sp-hybridized BN pairs, and the number of sp² and sp³ hybrids is equal. Therefore, it is not surprising that Hex-(BN)₁₂ is energetically favored over yne-BN, and its cohesive energy is comparable even to those of c-BN and w-BN. Furthermore, the unequal bond lengths and bond angles in these hybrid orbitals (as mentioned in the previous paragraph) imply Hex-(BN)₁₂ contains a strained state, which probably increases the total energy. This is one reason why the relative energetic stability of Hex-(BN)₁₂ with sp² and sp³ hybridized bonds is slightly lower than c-BN, although sp² hybridization is the energetically most favourable hybridization for B and N atoms.

The dynamic stability of Hex-(BN)₁₂ was also checked by calculating phonon dispersion along the high symmetry orientation in the Brillouin zone. We used linear response and finite displacement theories (shown in Fig. 3b) in the DFT framework to calculate the phonon spectrum in Hex-(BN)₁₂. No imaginary frequencies were observed throughout the Brillouin zone, thus confirming the dynamic stability of this novel BN phase.

In addition, we calculated the elastic constants in order to test the mechanical stability of Hex-(BN)₁₂. This phase has five independent elastic constants that correspond to its symmetric structure: C_{11} , C_{33} , C_{44} , C_{12} , and C_{13} are 498.084, 852.849, 222.766, 155.877, and 80.668 GPa, respectively. Obviously, these elastic constants satisfy the Born criteria for a hexagonal crystal:⁴⁹ $C_{44} > 0$, $C_{11} > |C_{12}|$, $(C_{11} + 2C_{12}) \times C_{33} > 2C_{13}^2$. On the other hand, the mechanical stability confirms the plausibility of forming Hex-(BN)₁₂.

The elastic constants of Hex-(BN)₁₂ exhibit clear anisotropy. The elastic constant (C_{33}) along the Z-direction (axial-direction)

Table 1 Crystal system (sys), space groups (groups), ratio of sp² (R_{sp^2}) and sp³ (R_{sp^3}) B/N atoms in a unit cell, equilibrium density ρ (g cm^{−3}), cohesive energy E_{coh} (eV/BN-pair), and energy band gap E_{g} (eV) for Hex-(BN)₁₂ and several known BN structures (h-BN, dz2-BN, lz2-BN, 3D(6,0)-I, c-BN, bct-BN, w-BN, and yne-BN) at zero pressure

Stru.	Sys	Groups	R_{sp^2}	R_{sp^3}	ρ ours/ref.	E_{coh}	E_{g} ours/ref.
h-BN	Hex	$P\bar{6}m2/187$	100	0	2.27/2.270 (ref. 21)	17.33	4.68/4.778 (ref. 21)
dz2-BN	Orth	$Imm2/44$	100	0	2.547	16.87	3.33/3.42 (ref. 19)
lz2-BN	Orth	$Ima2/46$	80	20	1.917	17.09	2.04/1.53 (ref. 19)
Hex-(BN) ₁₂	Hex	$P6_3cm/185$	50	50	2.722	17.02	3.25/4.42 ^a
3D(6,0)-I	Tetra	$P4_2mc/105$	33.33	66.67	3.34/3.21 (ref. 22)	16.81	3.34/3.21 (ref. 22)
c-BN	Cub	$F\bar{4}3m/216$	0	100	3.47/3.48 ^b	17.18	4.45/4.440 (ref. 21)
bct BN	Tetra	$P4_2/mnm/136$	0	100	3.31/3.688 (ref. 21)	16.98	4.77/4.782 (ref. 21)
w-BN	Hex	$P6_3mc/186$	0	100	3.46/3.49 ^b	17.15	5.20/5.207 (ref. 21)
yne-BN	Hex	$P6_2m/189$	—	—	—	16.26	4.21

^a Reference HSE result. ^b Reference experimental result.⁴⁸



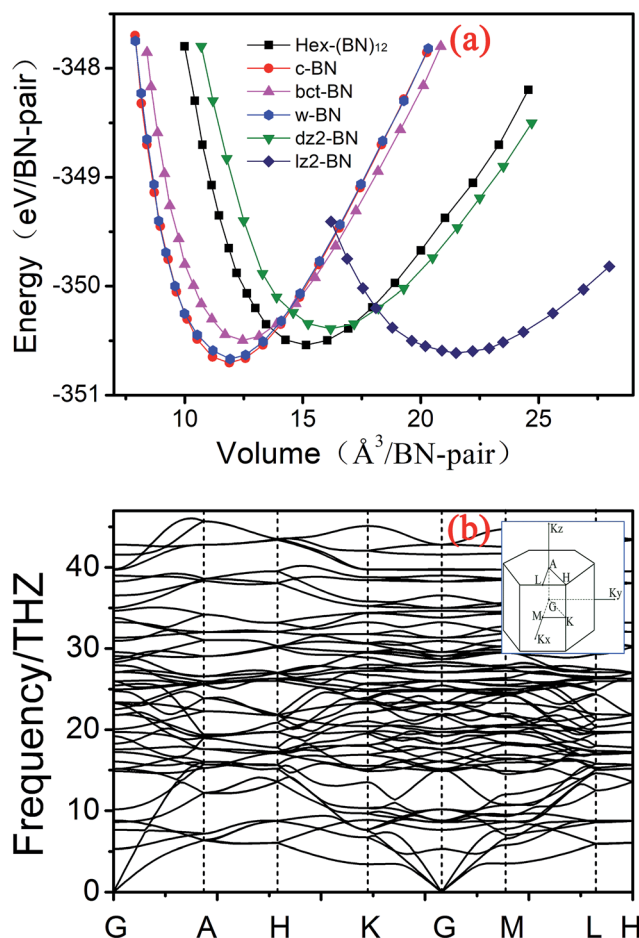


Fig. 3 (a) Total energy as a function of volume per BN pair in Hex-(BN)₁₂ compared with previously reported BN phases. (b) Phonon band structure in Hex-(BN)₁₂.

is slightly larger than the corresponding value in c-BN, while the elastic constants (C_{11} and C_{22}) along the radial direction (X- and Y-directions) are about 35% smaller than that in c-BN.

Nevertheless, the large magnitude of C_{33} indicates that the material has high resistance to linear compression along the axial direction.

In order to better understand the mechanical properties of this phase, Young's modulus was obtained along the three axes (Y_x , Y_y and Y_z), and the net Young's modulus (E) was estimate from the following equation:⁴⁴

$$E = 9BG/(3B + G)$$

The bulk modulus (B) and shear modulus (G) were then estimated from the elastic constants using Voigt–Reuss–Hill (VRH) approximations;⁴⁴ these values are listed in Table 2. It is worth noting that Young's modulus along the Z-direction is comparable to the corresponding values from c-BN and w-BN, while Young's moduli along the X- and Y-directions are only about half the values in c-BN.

Modulus and hardness are often discussed together, even though the underlying deformations are fundamentally different.^{45,53–55} Here, considering the fact this phase is highly anisotropic and has a porous structure, we calculated the theoretical Vickers hardness (H_v) using two different semi-empirical models. In the model of Chen *et al.*,⁴⁵ the hardness is defined in terms of G and B using the following equation:

$$H_v = 2(k^2G)^{0.585} - 3$$

where $k = G/B$ is Pugh's modulus ratio.⁴⁴ Chen's model returns a hardness of 33.13 GPa for Hex-(BN)₁₂, which is about half the value for c-BN (66 GPa) but is close to the value for β -SiC and the latest proposed M-BN crystal (33.7–35.4 GPa).²⁰ In the model of Gao *et al.*,⁴⁶ the hardness is calculated using the following:

$$H_v = 350 \times N_e^{2/3} \times e^{-1.191f_i/d^{2.5}}$$

where N_e is the electron density of valence electrons per Å³ and d is the bond length (Å). Here, d is the average bond length. f_i is

Table 2 Calculated Young's modulus along the three axes (Y_x , Y_y , and Y_z), Young's modulus (E), bulk modulus (B), shear modulus (G), Pugh modulus (k), hardness (H_v), and the behavior (Beh) for brittle (Bri) or ductility (Duc) of dz2-BN, lz2-BN, Hex-(BN)₁₂, 3D(6,0)-I, c-BN, bct-BN, and w-BN at zero pressure. All parameters (except Pugh modulus and behavior) are in GPa

Stru.	dz2-BN	lz2-BN	Hex-(BN) ₁₂	3D(6,0)-I	c-BN	bct BN	w-BN	Ref.
Y_x	699.68	687.13	445.64	570.28	719.25	711.97	910.27	Our work
Y_y	81.28	90.48						Our work
Y_z	443.59	50.61	832.95	768.36		934.74	1004.92	Our work
E	309.43	259.07	516.32	440.10	854.40	730.25	858.49	Our work
	326.60	246.40			856	749		19, 50 and 51
B	182.75	168.10	271.67	249.79	368.06	345.54	368.05	Our work
	212.40	175.50		258.40	376.19	348.35	375.24	19, 22 and 23
G	127.04	104.19	218.181	182.41	383.61	318.12	386.273	Our work
	131.30	97.30		156.10	381.52	309.44	384.17	19, 22 and 23
k	0.70	0.62	0.80	0.73	1.04	0.92	1.05	Our work
H_v	19.24	14.32	33.13	26.11	65.18	49.85	66.01	Our work ^a
	62.40	49.14	59.59	53.39	64.25	61.13	63.62	Our work ^b
				56.10	46–80	58.77	50–60	22, 51 and 52
Beh	Bri	Bri	Bri	Bri	Bri	Bri	Bri	Our work

^a Chen's result. ^b Gao's result.



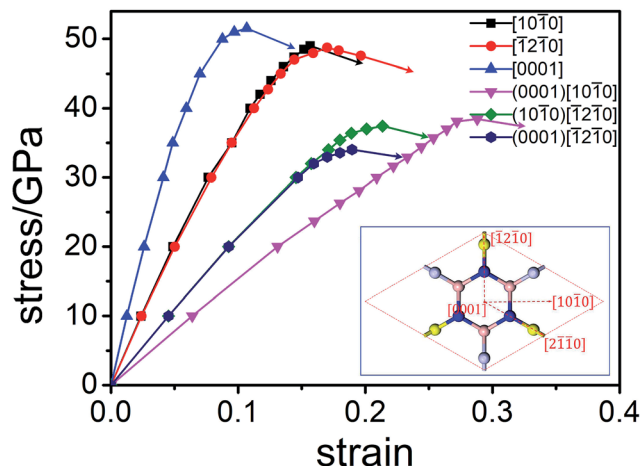


Fig. 4 Orientation-dependent stress–strain relations for tensile and shear deformation in Hex-(BN)₁₂.

the Phillips ionicity, which was set to 0.256 for all B–N bonds.^{20,22} It has been widely used to estimate H_v in a number of crystals. Using this model, the value of H_v in this phase was estimated to be 59.59 GPa, which is comparable to the value for a c-BN crystal.

The factors affecting total hardness are complex and include the type of elastic modulus, bond length, bond density, bond strength, and degree of covalent bonding. Remarkably, strength and hardness are often positively correlated. Ideal strength represents the maximum stress at which a perfect crystal becomes unstable and is more accurate for describing the mechanical strength than elastic constants.^{56–58} In this work, we evaluated the ideal tensile strengths of Hex-(BN)₁₂ along the $[10\bar{1}0]$, $[12\bar{1}0]$, and $[0001]$ directions, as shown in Fig. 4. The corresponding tensile stresses of Hex-(BN)₁₂ were found to be 49.00, 48.72, and 51.53 GPa with strains of 0.16, 0.17, and 0.11, respectively. Using the same strategy, the calculated ideal strength data for c-BN along the $[111]$ direction was found to be 64.80 GPa, which agrees well with theoretical results from the literature^{57,58} and validates the computational methods used in this study. Clearly, Hex-(BN)₁₂ has the lowest ideal tensile strength of 48.72 GPa at a strain of 0.17 along the $[12\bar{1}0]$ radial direction in the (0001) surface, similar to monolayer graphyne.^{59,60} The shear strength in the $(0001)[10\bar{1}0]$, $(10\bar{1}0)[12\bar{1}0]$ and $(0001)[12\bar{1}0]$ slip systems are 38.44, 37.42, and 34.00 GPa at strains of 0.29, 0.21, and 0.19, respectively. The strength of the materials depends on the weakest strength component. All these results are consistent with the H_v values evaluated from Chen's semi-empirical model. We attribute the notable differences between the results from the two semi-empirical models to a large void network with large interstitial spacer. This fact results that the covalent bonds in the phase distributed non-uniformly. Even though the sp^2 and sp^3 hybridized covalent bonds in this phase are strong, the large void reduces its mechanical properties. This is similar to previous research results on highly anisotropic, highly porous compounds.^{61,62} Therefore, we deduce that the hardness of Hex-(BN)₁₂ should be approximately 33–40 GPa, which is close to the value for a β -SiC

crystal, but the density of Hex-(BN)₁₂ is lower than that of β -SiC by about 17%. Hard materials are those with hardness ranging from 20 to 40 GPa, while superhard materials are defined as materials with H_v exceeding 40 GPa.^{63,64} Both hardness values exceed 20 GPa, suggesting that Hex-(BN)₁₂ at least is a hard material.

Table 2 shows that E , B , G , and H_v basically increase while the ductility decreases as the ratio of sp^3 -bonding atoms increases; lz2-BN and 3D(6,0)-I are exceptions. For instance, the ratio of sp^3 -hybridized atoms in orthorhombic lz2-BN is higher than in dz2-BN, but the corresponding E , B , G , H_v , and brittleness values are lower than those in dz2-BN. This shows that the relative mechanical properties of BN materials are sensitive to hybridization and spatial structure. Nevertheless, sp^3 -hybridized B and N atoms are greater determinants of E , B , G , H_v , and brittleness, while the ductility arises from the sp^2 -hybridized network. These mechanical values and density exhibit similar trends. Density often scales with mechanical properties,⁶⁵ thus these density values are indicators of mechanical properties from another perspective. High density is consistent with superior mechanical properties,⁶⁵ which again justifies its classification as a hard material.

In order to know more about this behavior of sp^2 - and sp^3 -hybridized B and N atoms under stress, Fig. 5 shows the critical and final states under different stress paths for Hex-(BN)₁₂. We can see that sp^3 – sp^3 bonds in the BNNT component are more vulnerable to rupture than the sp^2 – sp^3 bonds connecting BNNTs and BNNRs, and the sp^2 – sp^2 bonds connecting BNNRs. This result agrees with the bond length results, where the sp^3 – sp^3 bond lengths are longer than the sp^2 – sp^3 bond lengths (by 0.07 Å) and sp^2 – sp^2 bond lengths (by 0.17 Å). This is unlike the case of Hex-C₂₄, where the sp^2 – sp^3 bond is more vulnerable to rupture than sp^3 – sp^3 and sp^2 – sp^2 bonds, although it has a shorter bond length than the sp^3 – sp^3 bond.⁶⁶ From the critical state along the $[12\bar{1}0]$ direction, one can see that the sp^3 – sp^3 bond ruptures first, followed by the sp^2 – sp^3 bond. We can deduce that covalent bonds between sp^2 and sp^3 -hybridized B/N atoms behave differently under stress, where the sp^3 – sp^3 bond breaks first, followed by the sp^2 – sp^3 bond and sp^2 – sp^2 bond. This conclusion also can be supported by the ductility of the BN materials. c-BN, w-BN, and bct-BN are composed of tetrahedral sp^3 -hybridized B and N atoms, which cannot tolerate large deformations and are extremely brittle. Meanwhile, h-BN formed from sp^2 -hybridized atoms can sustain large distortions and is more ductile. These findings are similar to results from carbon. Therefore, Hex-(BN)₁₂ consisting of sp^2 - and sp^3 -hybridized B/N atoms is quite interesting. Here, the Pugh modulus ratio (k) is used to separate brittle (above 0.57) and ductile (below 0.57) behavior.⁶⁷ Our calculations show that k in Hex-(BN)₁₂ is 0.80 (see Table 2), indicating that it is brittle. We attribute the brittleness of Hex-(BN)₁₂ to sp^3 – sp^3 covalent bonds. Moreover, the final states show that Hex-(BN)₁₂ can be broken into BNNRs, BNNTs, BN nanosheets, and yne-BN due to tensile and shear forces.

We then examined the electronic structure of Hex-(BN)₁₂. The electronic band lines of Hex-(BN)₁₂ obtained with the PBE functional are shown in Fig. 6a. Obviously, Hex-(BN)₁₂ is



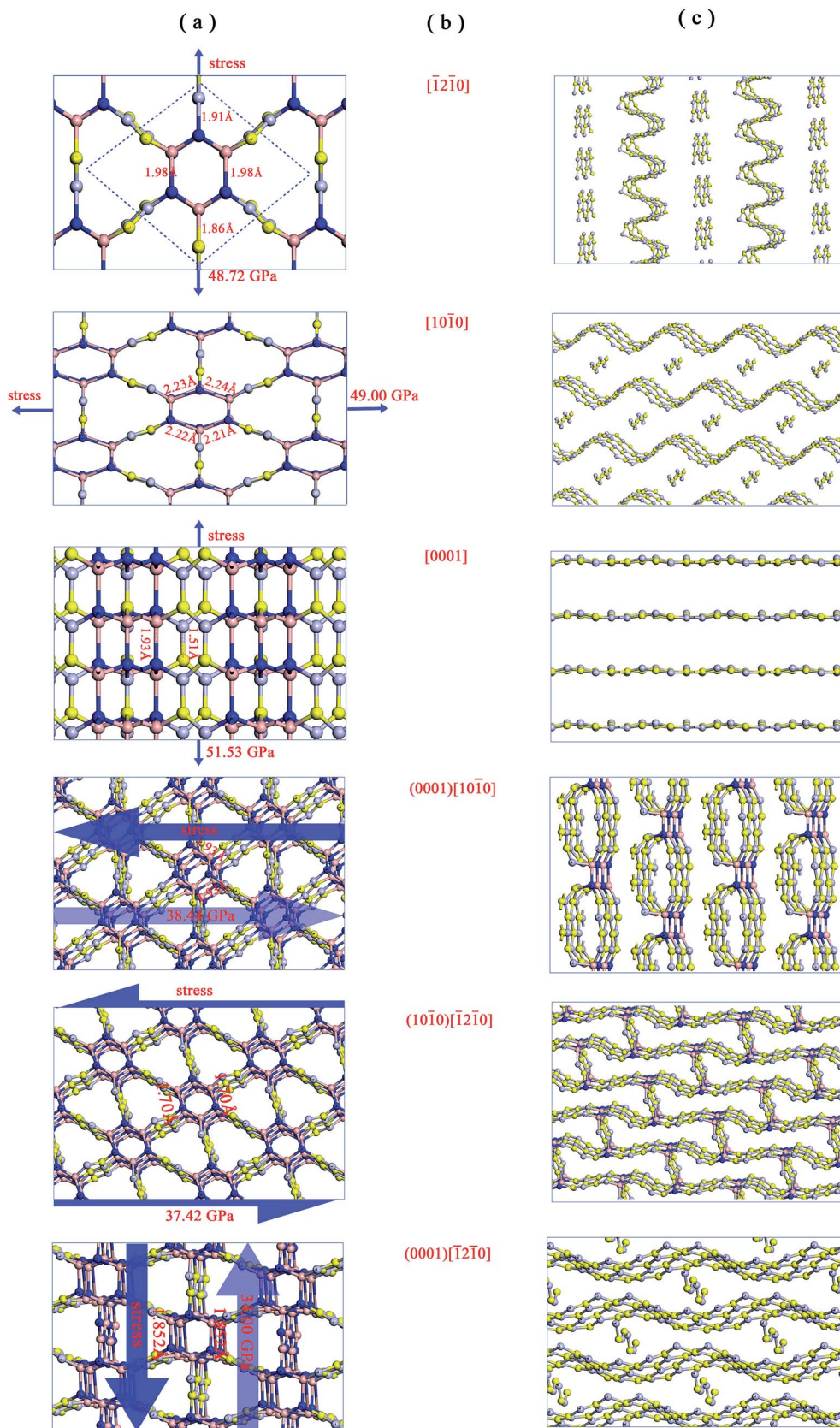


Fig. 5 Critical and final states under different stress paths in Hex-(BN)₁₂. Columns (a)–(c) show the critical state, stress paths (as labeled in Fig. 4), and final states when the stress exceed the critical tensile or shear force.



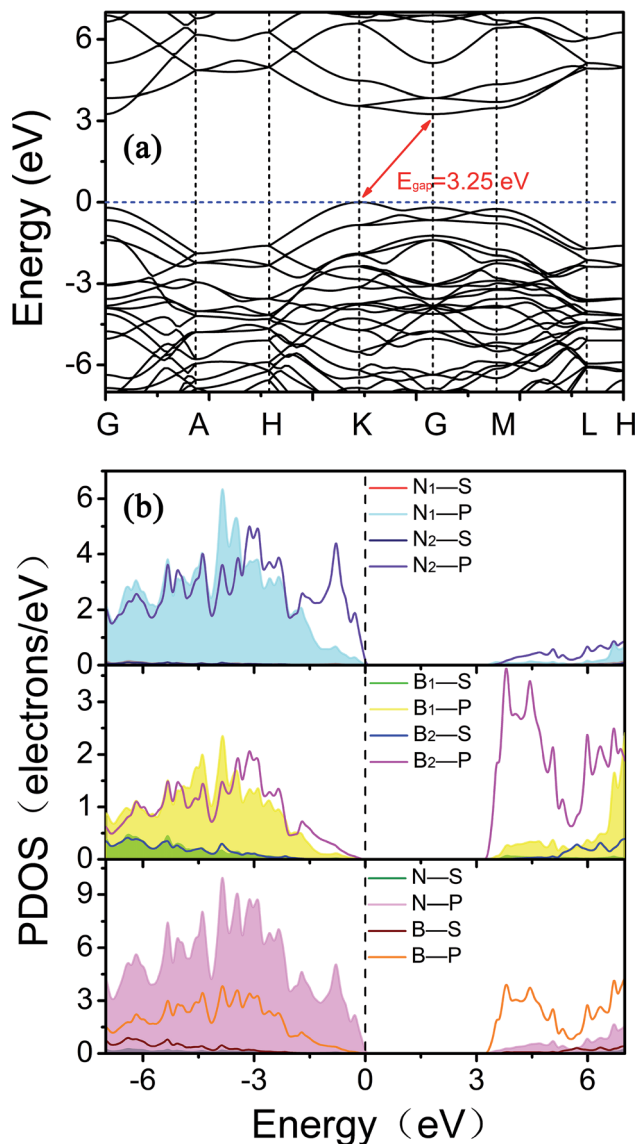


Fig. 6 (a) Electronic band structures of Hex-(BN)₁₂ along the high symmetry direction in the Brillouin zone. (b) Electron density of states (PDOS) projected on the s- and p-orbitals in B and N atoms with different hybridization as labeled in Fig. 1a. The energy at the Fermi level was set to zero. All results were obtained from DFT calculations with the PBE functional.

a semiconductor with an indirect-band-gap of 3.21 eV at equilibrium. In light of the fact that the PBE functional always underestimates the band gap of semiconducting materials, we conducted more accurate DFT calculations with an HSE hybrid functional; the band gap was found to be approximately 4.42 eV.

To explain the origins of the electronic band structures, the electron density of states (PDOS) projected on the s- and p-orbitals in B and N atoms (as labelled in Fig. 1) are shown in Fig. 6b. Clearly, the electronic states in the region near the Fermi level originate primarily from the 2p orbitals in the sp²-hybridized B and N atoms in the BNNR component, whereas the contribution from the sp³-hybridized atoms is very small. These features can also be visualized using isosurfaces of the Kohn–Sham wavefunctions for the valence band maximum (VBM) and

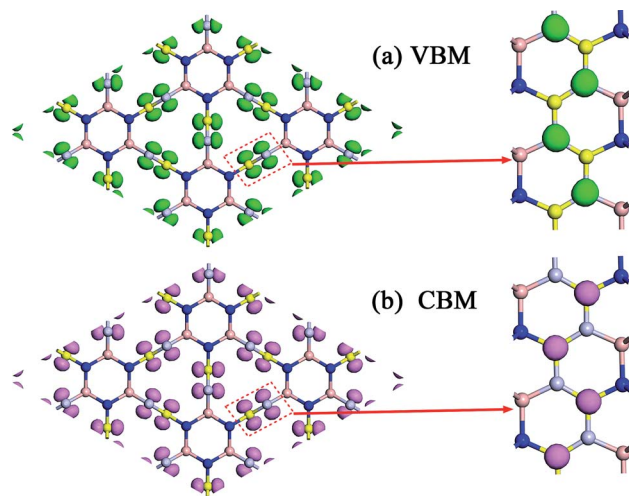


Fig. 7 Isosurfaces of the Kohn–Sham wavefunctions of the (a) VBM and (b) CBM states in Hex-(BN)₁₂. The isovalue was set to 0.05. Top and side views are plotted in the left and right columns.

conduction band minimum (CBM), as shown in Fig. 7. The spatial distribution of the wavefunction implies that sp²-hybridized B and N atoms can gain electrons more easily than sp³-hybridized atoms in Hex-(BN)₁₂. One can conclude that sp² bonded atoms readily conduct electricity in BN materials with sp² and sp³ hybridization based on results in the literature.^{20,34} This result agrees well with the effects of sp²- and sp³-hybridized B and N atoms on strength and ductility.

A number of results from experiments and theoretical calculations show that using precursors to seek new BN materials is feasible. Dai *et al.* predicted two types of porous BN networks that can be obtained with BNNRs.¹⁹ Xiong *et al.* and Hao *et al.* reported phase transitions of BNNT bundles under pressure.^{22,68} Inspired by the process of computing ideal strengths, we assumed two methods for synthesizing this new material based on the work of the aforementioned authors. First, Hex-(BN)₁₂ can be obtained from direct compression of multilayer yne-BN. We then tentatively studied the structural transition of AB stacking in yne-BN to form Hex-(BN)₁₂. The interlayer spaces are gradually compressed, and the yne-BN layers begin to buckle and bind together, finally converting into stable Hex-(BN)₁₂. No transition state is found for this transition path. In addition, the transformation of yne-BN into Hex-(BN)₁₂ is an exothermic process. The exothermic feature implies that fabrication of Hex-(BN)₁₂ from yne-BN can be achieved under less rigorous conditions. Second, Hex-(BN)₁₂ can be obtained from nanosheets, BNNTs, and BNNRs under pressure.^{19,22,34,68,69} Note that the major obstacle preventing new BN materials from being obtained is the limitation of a high-quality BN precursor. Today, successful preparation of BN nanosheets,^{15,70} single-walled BN nanotubes (SWBNNT),^{71,72} multi-walled BNNTs,^{73,74} and BNNRs^{75,76} provides fundamental building blocks for 3D BN polymorphs. A few new BN structures built using either BN nanosheets, nanotubes, or nanoribbons were reported in the literature.^{19,22,34,68,69,77,78} There is reason to believe that the special properties of Hex-(BN)₁₂ will arouse further experimental efforts in producing this novel family of BN compounds.



Conclusions

First-principles calculations were used to examine a new, hard, and semiconductive BN phase called Hex-(BN)₁₂. The Hex-(BN)₁₂ has equal numbers of sp²- and sp³- hybridized B and N atoms. Its energetic, dynamic, and mechanical stability was also unambiguously confirmed from calculations of the cohesive energy, phonon spectrum, and elastic constants. It can be obtained from multilayer yne-BN, nanosheets, BNNTs, and BNNRs under pressure. Hex-(BN)₁₂ has unequal bond lengths and bond angles in these hybrid orbitals due to its structural characteristics, which reduce its relative energetic stability. The hardness of Hex-(BN)₁₂ was estimated to range from 33 to 40 GPa. The calculated ideal tensile and shear strengths along highly symmetric directions are greater than 48.72 and 34.00 GPa, respectively. The covalent bonds between sp²- and sp³-hybridized B and N atoms behave differently under stress and can be broken into BNNRs, BNNTs, BN nanosheets, or yne-BN when tensile and shear forces are applied. The electronic states in the region near the Fermi level primarily arise from 2p orbitals in the sp²-hybridized atoms. In addition, we can deduce from the present and prior results that sp³-bonded B and N atoms guarantee higher mechanical properties, while sp²-bonded atoms ensure ductility and even conductivity in the BN family, although all these properties will change as the spatial structure changes. We expect that the results presented here will provide a new understanding of the structural, mechanical, and electronic properties of BN materials containing sp²- and sp³-hybridized B and N atoms.

Conflicts of interest

There are no conflicts to declare.

Acknowledgements

This work is supported by National Natural Science Foundation of China (No. 11604170), Scientific Research in Universities of Shandong Province (No. J16LJ06), the Natural Science Foundation of Shandong Province, China (No. ZR2014AQ018, ZR2014FL029), National Natural Science Foundation of China (No. 11747132), and Foundation of Qilu Normal University (No. BS2017002, 2017005, 2017L0604).

References

- 1 X. Li and X. Cheng, *Chem. Phys. Lett.*, 2018, **694**, 102.
- 2 X. Cao, Y. Li, X. Cheng and Y. Zhang, *Chem. Phys. Lett.*, 2011, **502**, 217.
- 3 J. Zhou, K. Lv, Q. Wang, X. Chen, Q. Sun and P. Jena, *J. Chem. Phys.*, 2011, **134**, 174701.
- 4 Z. Sun, Z. Shao, C. Wang and L. Yang, *Carbon*, 2016, **110**, 313.
- 5 A. Ruiz-Puigdollers and P. Gamallo, *Carbon*, 2017, **114**, 301.
- 6 D. Golberg, Y. Bando, O. Stéphan and K. Kurashima, *Appl. Phys. Lett.*, 1998, **73**, 2441.
- 7 M. Monajjemi and J. E. Boggs, *J. Phys. Chem. A*, 2013, **117**, 1670.
- 8 V. Barone, A. Koller and G. E. Scuseria, *J. Phys. Chem. A*, 2006, **110**, 10844.
- 9 N. G. Chopra, R. J. Luyken, K. Cherrey, V. H. Crespi, M. L. Cohen, S. G. Louie and A. Zettl, *Science*, 1995, **269**, 966.
- 10 D. Golberg, Y. Bando, C. Tang and C. Zhi, *Adv. Mater.*, 2007, **19**, 2413.
- 11 C. Zhi, Y. Bando, C. Tang and D. Golberg, *Mater. Sci. Eng., R*, 2010, **70**, 92.
- 12 A. Siria, P. Poncharal, A. Biance, R. Fulcrand, X. Blase, S. T. Purcell and L. Bocquet, *Nature*, 2013, **494**, 455.
- 13 W. Chen, Y. Li, G. Yu, C. Li, S. B. Zhang, Z. Zhou and Z. Chen, *J. Phys. Chem. Lett.*, 2010, **132**, 1699.
- 14 H. Zeng, C. Zhi, Z. Zhang, X. Wei, X. Wang, W. Guo, Y. Bando and D. Golberg, *Nano Lett.*, 2010, **10**, 5049.
- 15 C. Zhi, Y. Bando, C. Tang, H. Kuwahara and D. Golberg, *Adv. Mater.*, 2009, **21**, 2889.
- 16 Y. Lin, T. V. Williams and J. W. Connell, *J. Phys. Chem. Lett.*, 2010, **1**, 277.
- 17 K. H. Lee, H. Shin, J. Lee, I. Lee, G. Kim, J. Choi and S. Kim, *Nano Lett.*, 2012, **12**, 714.
- 18 L. H. Li, J. Cervenka, K. Watanabe, T. Taniguchi and Y. Chen, *ACS Nano*, 2014, **8**, 1457.
- 19 J. Dai, X. Wu, J. Yang and X. C. Zeng, *J. Phys. Chem. Lett.*, 2014, **5**, 393.
- 20 M. Xiong, K. Luo, Y. Pan, L. Liu, G. Gao, D. Yu, J. He, B. Xu and Z. Zhao, *J. Alloys Compd.*, 2018, **731**, 364.
- 21 J. Shang, J. Xiong, X. Xu and Y. Cai, *Mater. Chem. Phys.*, 2018, **217**, 5.
- 22 M. Xiong, C. Fan, Z. Zhao, Q. Wang, J. He, D. Yu, Z. Liu, B. Xu and Y. Tian, *J. Mater. Chem. C*, 2014, **2**, 7022.
- 23 C. He, L. Sun, C. Zhang, X. Peng, K. Zhang and J. Zhong, *Phys. Chem. Chem. Phys.*, 2012, **14**, 10967.
- 24 Q. Huang, D. Yu, Z. Zhao, S. Fu, M. Xiong, Q. Wang, Y. Gao, K. Luo, J. He and Y. Tian, *J. Appl. Phys.*, 2012, **112**, 053518.
- 25 Q. Weng, X. Wang, C. Zhi, Y. Bando and D. Golberg, *ACS Nano*, 2013, **7**, 1558.
- 26 Y. Cai, J. Xiong, Y. Liu and X. Xu, *J. Alloys Compd.*, 2017, **724**, 229.
- 27 S. Klimenko, Y. A. Mukovoz, V. Lyashko, A. Vashchenko and V. Ogorodnik, *Wear*, 1992, **157**, 1.
- 28 K. Watanabe, T. Taniguchi and H. Kanda, *Nat. Mater.*, 2004, **3**, 404.
- 29 Y. Kubota, K. Watanabe, O. Tsuda and T. Taniguchi, *Science*, 2007, **317**, 932.
- 30 S. Hao, G. Zhou, W. Duan, J. Wu and B. Gu, *J. Am. Chem. Soc.*, 2006, **128**, 8453.
- 31 G. Ciofani, V. Raffa, A. Menciassi and A. Cuschieri, *Nano Today*, 2009, **4**, 8.
- 32 G. Ciofani, S. Danti, G. G. Genchi, B. Mazzolai and V. Mattoli, *Small*, 2013, **9**, 1672.
- 33 K. Qian, R. Y. Tay, V. C. Nguyen, J. Wang, G. Cai, T. Chen, E. H. T. Teo and P. S. Lee, *Adv. Funct. Mater.*, 2016, **26**, 2176.
- 34 S. Zhang, Q. Wang, Y. Kawazoe and P. Jena, *J. Am. Chem. Soc.*, 2013, **135**, 18216.
- 35 S. J. Clark, M. D. Segall, C. J. Pickard, P. J. Hasnip, M. I. J. Probert, K. Refson and M. C. Payne, *Z. Kristallogr.*, 2005, **220**, 567.



- 36 M. D. Segall, P. J. D. Lindan, M. J. Probert, C. J. Pickard, P. J. Hasnip, S. J. Clark and M. C. Payne, *J. Phys.: Condens. Matter*, 2002, **14**, 2717.
- 37 J. P. Perdew, K. Burke and M. Ernzerhof, *Phys. Rev. Lett.*, 1996, **77**, 3865.
- 38 D. Vanderbilt, *Phys. Rev. B*, 1990, **41**, 7892.
- 39 H. J. Monkhorst and J. D. Pack, *Phys. Rev. B*, 1976, **13**, 5188.
- 40 B. G. Pfrommer, M. Côté, S. G. Louie and M. L. Cohen, *J. Comput. Phys.*, 1997, **131**, 233.
- 41 J. Heyd, G. E. Scuseria and M. Ernzerhof, *J. Chem. Phys.*, 2003, **118**, 8207.
- 42 D. R. Hamann, M. Schlüter and C. Chiang, *Phys. Rev. Lett.*, 1979, **43**, 1494.
- 43 N. W. Ashcroft and N. D. Mermin, *Solid State Phys*, Holt Saunders, Philadelphia, 1976, 113.
- 44 R. Hill, *Proc. Phys. Soc., London, Sect. A*, 1952, **65**, 349.
- 45 X. Chen, H. Niu, D. Li and Y. Li, *Intermetallics*, 2011, **19**, 1275.
- 46 F. Gao, J. He, E. Wu, S. Liu, D. Yu, D. Li, S. Zhang and Y. Tian, *Phys. Rev. Lett.*, 2003, **91**, 015502.
- 47 M. Topsakal, E. Aktürk and S. Ciraci, *Phys. Rev. B*, 2009, **79**, 115442.
- 48 F. P. Bundy and R. H. Wentorf, *J. Chem. Phys.*, 1963, **38**, 1144.
- 49 J. F. Nye, *Physical Properties of Crystals*, Oxford University Press, Oxford, 1985.
- 50 H. Yao, L. Ouyang and W. Ching, *J. Am. Ceram. Soc.*, 2007, **90**, 3194.
- 51 X. Jiang, J. Zhao and R. Ahuja, *J. Phys.: Condens. Matter*, 2013, **25**, 122204.
- 52 V. V. Brazhkin, A. G. Lyapin and R. J. Hemley, *Philos. Mag. A*, 2002, **82**, 231.
- 53 H. Bu, M. Zhao, A. Wang and X. Wang, *Carbon*, 2013, **65**, 341.
- 54 D. M. Teter, *MRS Bull.*, 1998, **123**, 27.
- 55 A. P. GERK, *J. Mater. Sci.*, 1997, **12**, 735.
- 56 D. Roundy and M. L. Cohen, *Phys. Rev. B*, 2001, **64**, 212103.
- 57 Y. Zhang, H. Sun and C. Chen, *Phys. Rev. Lett.*, 2004, **93**, 195504.
- 58 Y. Zhang, H. Sun and C. Chen, *Phys. Rev. Lett.*, 2005, **94**, 145505.
- 59 S. W. Cranford and M. J. Buehler, *Carbon*, 2011, **49**, 4111.
- 60 S. W. Cranford, D. B. Brommer and M. J. Buehler, *Nanoscale*, 2012, **4**, 7797.
- 61 H. Bu, M. Zhao, Y. Xi, X. Wang, H. Peng, C. Wang and X. Liu, *EPL-Europhys. Lett.*, 2012, **100**, 56003.
- 62 X. Chen, H. Niu, C. Franchini, D. Li and Y. Li, *Phys. Rev. B*, 2011, **84**, 121405.
- 63 C. Sung and M. Sung, *Mater. Chem. Phys.*, 1996, **43**, 1.
- 64 J. Qin, D. He, J. Wang, L. Fang, L. Lei, Y. Li, J. Hu, Z. Kou and Y. Bi, *Adv. Mater.*, 2008, **20**, 4780.
- 65 Q. Zhu, A. R. Oganov, M. A. Salvadó, P. Pertierra and A. O. Lyakhov, *Phys. Rev. B*, 2011, **83**, 193410.
- 66 H. Bu, M. Zhao, W. Dong, S. Lu and X. Wang, *J. Mater. Chem. C*, 2014, **2**, 2751.
- 67 S. F. Pugh, *Philos. Mag.*, 1954, **45**, 823.
- 68 S. Hao, G. Zhou, W. Duan, J. Wu and B. Gu, *J. Am. Chem. Soc.*, 2008, **130**, 5287.
- 69 J. Dai, X. Wu, J. Yang and X. C. Zeng, *J. Phys. Chem. Lett.*, 2013, **4**, 3484.
- 70 W. Han, L. Wu, Y. Zhu, K. Watanabe and T. Taniguchi, *Appl. Phys. Lett.*, 2008, **93**, 223103.
- 71 D. P. Yu, X. S. Sun, C. S. Lee, I. Bello, S. T. Lee, H. D. Gu, K. M. Leung, G. W. Zhou, Z. F. Dong and Z. Zhang, *Appl. Phys. Lett.*, 1998, **72**, 1966.
- 72 E. Bengu and L. D. Marks, *Phys. Rev. Lett.*, 2001, **86**, 2385.
- 73 C. Tang, Y. Bando and D. Golberg, *J. Solid State Chem.*, 2004, **177**, 2670.
- 74 C. Tang, Y. Bando, T. Sato and K. Kurashima, *Chem. Commun.*, 2002, 1290.
- 75 L. Li, L. H. Li, Y. Chen, X. J. Dai, P. R. Lamb, B. M. Cheng, M. Y. Lin and X. Liu, *Angew. Chem., Int. Ed.*, 2013, **52**, 4212.
- 76 Z. G. Chen, J. Zou, G. Liu, F. Li, Y. Wang, L. Wang, X. L. Yuan, T. Sekiguchi, H. M. Cheng and G. Q. Lu, *ACS Nano*, 2008, **2**, 2183.
- 77 S. Xu, L. Wang, X. Qiao, X. Xu and Y. Cai, *Comput. Mater. Sci.*, 2015, **110**, 241.
- 78 M. Xiong, K. Luo, D. Yu, Z. Zhao, J. He and G. Gao, *J. Appl. Phys.*, 2017, **121**, 165106.

