

Cite this: *Chem. Sci.*, 2024, 15, 19952

All publication charges for this article have been paid for by the Royal Society of Chemistry

Guest modulating the photoactivity of a titanium-oxide cage†

Dexin Wang,^{‡a} Yanshu Liu,^{‡a} Guanyun Zhang,^{‡a} Menghui Chu,^a Fangfang Gao,^a Guanjie Chen,^a Guo Wang,^b Chen-Ho Tung^a and Yifeng Wang^a

Two host–guest Ti-oxide clusters, $\text{Ti}_{14}(\text{NH}_4)_2$ and $\text{Ti}_{14}\text{Cs}_2$, were synthesized and thoroughly characterized. They possess a rarely seen bilocate structure that encapsulates two NH_4^+ and Cs^+ guests, respectively. Interestingly, alkali metal cations can exchange places with NH_4^+ . The ability of the host to capture the guest cations follows the order $\text{Cs}^+ > \text{NH}_4^+ > \text{Rb}^+ > \text{K}^+$. The guests heavily influence the physiochemical properties and photocatalytic activities of the complexes. $\text{Ti}_{14}\text{Cs}_2$ exhibits a redshifted visible-light absorption edge, increased charge-separation properties, and enhanced interfacial charge-transfer ability compared to $\text{Ti}_{14}(\text{NH}_4)_2$. It also demonstrates excellent performance in photocatalytic CO_2 /epoxide cycloaddition reactions regarding the reaction rate, scalability, sunlight usage, catalyst recyclability, and stability. This study presents a novel Ti-oxide-based cage cluster with exchangeable guests and provides insights for enhancing the solar harvesting applications of Ti-oxide cages.

Received 26th July 2024
Accepted 30th October 2024

DOI: 10.1039/d4sc04983g

rsc.li/chemical-science

1 Introduction

Since Pedersen, Cram, and Lehn shared the 1987 Nobel Prize in chemistry, the construction of multicomponent supramolecular assemblies has been a topic of extensive investigation. Host–guest compounds represent an important branch of supramolecular assemblies characterized by cage hosts and their enclosed guests.^{1–3} These complexes play important roles in various applications, including catalysis, separation, drug delivery, sensors, and molecular machines.^{4–8} Most host–guest complexes are constructed using organic or organometallic hosts such as crown ethers, cyclodextrins, calixarenes, and metallacages.^{9–13} In contrast, inorganic hosts could have unique characteristics like photoreactivity, electrical conductivity, or magnetic properties.¹⁴ Moreover, these properties may be modulated or even controlled by the enclosed guests.¹⁵ However, only a few inorganic hosts that can preferentially capture and reversibly exchange their guests have been reported, with $\{\text{P}_5\text{W}_{30}\}^{15}$ and $\{\text{Mo}_{132}\}^{3,16}$ as representative examples. Despite numerous other inorganic cage complexes with encapsulated ions, their guests are structural templates and are not exchangeable.^{17–20} Exploring new inorganic host–guest compounds and their functionalities remains highly desirable.

Titanium-oxide clusters (TOCs) are a class of molecular compounds characterized by their discrete titania cores. They are considered molecular analogues to TiO_2 and titanates but have precise molecular structures.^{21–23} Research on TOCs has been rapidly growing in the past decade due to their photoresponse, photocatalytic properties, and accurate structural information that can be used for elucidating structure–property relationships.^{14,24–29} Interestingly, a few TOCs were synthesized with encapsulated alkali metal cations like $\{\text{M}@\text{Ti}_{12}\}^{28}$ ($\text{M} = \text{Cs}^+, \text{Rb}^+, \text{K}^+, \text{H}_3\text{O}^+$, or NH_4^+), halide anions like^{30,31} $\{\text{I}@\text{Ti}_{15}\text{Mn}_2\}^{22}$ and $\{\text{I}@\text{Ti}_{22}\}^{31,32}$ and organic cations like $\{\text{amine}@\text{Ti}_8\}^{33}$. In these cases, host–guest interactions were determined to be electrostatic following the size complementary rule, just like crown ethers capturing alkali metal cations.²⁸ Moreover, Winpenny *et al.* and we also reported the use of Ti-oxide rings, *e.g.*, $\{\text{Ti}_x\text{M}\}$ ($x = 7–9$; $\text{M} = \text{Fe}^{3+}, \text{Ga}^{3+}, \text{Cr}^{3+}, \text{In}^{3+}$, and Al^{3+})^{34,35} and $\{\text{Ti}_8\}^{36}$ to assemble rotaxanes and catenanes. Therefore, TOCs can be a new class of inorganic motifs and can play a significant role in supramolecular chemistry.¹⁴ However, it is a pity that there has not been much research done on the photoresponse of TOCs in these complexes, which could be one of the distinguishing characteristics of this class of supramolecular materials.

In this study, two TOCs with the same titanium-oxide host, $[\text{Ti}_{14}\text{O}_{12}\text{Sal}_{10}\text{HSal}_{14}\text{Ac}_2]^{2-}$ (denoted as Ti_{14}), which has a very rarely seen bilocate cage, were synthesized. The guest exchange thermodynamics were studied. We observed that the host–guest interaction not only influenced the dimensions of the Ti_{14} host but also significantly altered the photo-absorbance, physiochemical properties, and photocatalytic activity of the host. The Cs^+ -encapsulation endowed the Ti_{14} host with superior

^aKey Lab for Colloid and Interface Science of Ministry of Education, School of Chemistry and Chemical Engineering, Shandong University, Jinan 250100, China. E-mail: guanyunzhang@sdu.edu.cn; yifeng@sdu.edu.cn

^bDepartment of Chemistry, Capital Normal University, Beijing 100048, China

† Electronic supplementary information (ESI) available. CCDC 2324222 and 2324223. For ESI and crystallographic data in CIF or other electronic format see DOI: <https://doi.org/10.1039/d4sc04983g>

‡ D. Wang and Y. Liu have equally contributed to this work.

photocatalytic performance compared to that of the NH_4^+ -encapsulation. The former served as a heterogeneous and recyclable photocatalyst to trigger CO_2 /epoxide cycloaddition reactions. The photocatalytic mechanism and the structure–activity relationship were studied. This study presents a novel metal-oxide host for host–guest chemistry and provides insights for enhancing the solar harvesting applications of such compounds.

2 Results and discussion

2.1 Structural study

The first compound $\text{Ti}_{14}(\text{NH}_4)_2$, with the formula $(\text{NH}_4)_2\text{-Ti}_{14}\text{O}_{12}\text{Sal}_{10}\text{HSal}_{14}\text{AC}_2$ (Sal = salicylate, HSal = monoprotonated salicylate, and AC = acetone), was obtained as orange block crystals through a solvothermal reaction of $\text{Ti}(\text{O}^i\text{Pr})_4$, NH_4I , and salicylic acid at 80 °C. When caesium acetate (CsAc) was used instead of NH_4I under the otherwise same conditions, the red block crystals of $\text{Ti}_{14}\text{Cs}_2$ were obtained with the formula $\text{Cs}_2\text{Ti}_{14}\text{O}_{12}\text{Sal}_{10}\text{HSal}_{14}\text{AC}_2$ (Fig. 1A). Both compounds were prepared in high yields (>30% based on Ti), and gram-scale synthesis is feasible. The structures and compositions were precisely characterized with single-crystal X-ray diffraction (SCXRD) and other complementary techniques, including powder X-ray diffraction (PXRD), FTIR, Raman (Fig. S1[†]), elemental analysis, and ^{133}Cs NMR analysis.

According to SCXRD, $\text{Ti}_{14}(\text{NH}_4)_2$ crystallizes in the triclinic crystal system of the $P\bar{1}$ space group. The $\text{Ti}_{14}(\text{NH}_4)_2$ molecule contains a bilocate host with the formula $[\text{Ti}_{14}\text{O}_{12}\text{Sal}_{10}\text{HSal}_{14}\text{AC}_2]^{2-}$ (denoted as Ti_{14}). $\text{Ti}_{14}(\text{NH}_4)_2$ resembles a centrally symmetric ellipsoidal shape (Fig. 1B), with a long axis of 25 Å

and a short axis of 20 Å. Every nine Ti^{4+} ions are connected by μ_2 -O and salicylate ions to form a cage with a vast internal cavity. The two cavities of a Ti_{14} host are separated by a $\text{Ti}_4\text{O}_2(\text{CO}_2)_2$ ring (Fig. 1C). SCXRD analysis reveals that each of the two cavities contains a guest. However, SCXRD cannot distinguish whether the guest is H_3O^+ or NH_4^+ , and elemental analysis cannot differentiate whether the nitrogen element comes from the guest or the acetonitrile solvent. Therefore, to determine if the guest is H_3O^+ or NH_4^+ , the colorimetric method was used, and it ascertained that the guests are two NH_4^+ ions (Fig. S2[†]).

$\text{Ti}_{14}\text{Cs}_2$ also crystallizes in the triclinic crystal system of the $P\bar{1}$ space group. It possesses the same Ti_{14} host cage as $\text{Ti}_{14}(\text{NH}_4)_2$. Unlike $\text{Ti}_{14}(\text{NH}_4)_2$, the Ti_{14} host of $\text{Ti}_{14}\text{Cs}_2$ encapsulates two Cs^+ guest ions inside its two chambers.

The guest cations, NH_4^+ and Cs^+ , have electrostatic interactions with the host, analogous to alkali metal cations and crown ethers.³⁷ The distances between the guest and the peripheral O range from 3.05 to 3.32 Å. Since Cs^+ has a larger radius of 3.38 Å than NH_4^+ (2.86 Å), the Ti_{14} host of $\text{Ti}_{14}\text{Cs}_2$ is slightly larger than that of $\text{Ti}_{14}(\text{NH}_4)_2$, with the long and short dimensions expanding to 26 and 22 Å, respectively. The Ti–O bond lengths of both compounds are compared in Table S1,[†] further indicating that Cs^+ encapsulation induces an increase in the size of the host. These findings demonstrate that the Ti_{14} host is flexible, which allows it to change the cavity size according to the guest size, and that the radius of the guest influences the host–guest interactions.

Both compounds can dissolve in DMF solvent. Their structural integrities in DMF solutions were investigated through small-angle X-ray scattering (SAXS) analyses. As illustrated in Fig. S3,[†] their patterns are comparable and consistent with identical molecular structures. The experimental curves of both compounds closely match the simulated spectra obtained from the crystallographic structure, suggesting that they retain structural integrity in DMF. The pair distance distribution function curve (PDDF; Fig. 2A and discussion in the ESI[†]) shows peak distributions that agree well with the simulated ones from the crystallographic structure. However, the radii of the second and third peaks in the PDDF curve of $\text{Ti}_{14}\text{Cs}_2$ are larger than those of $\text{Ti}_{14}(\text{NH}_4)_2$, consistent with the earlier description that Cs^+ encapsulation induces an increase in cluster size. The pattern remained unchanged after the solution was stored for three weeks, demonstrating that both compounds are stable in DMF.

Next, ^{133}Cs NMR spectra were recorded using 0.5 M aq CsCl in D_2O as a standard. Fig. 2B shows no peak in $\text{Ti}_{14}(\text{NH}_4)_2$. In contrast, $\text{Ti}_{14}\text{Cs}_2$ displays a broad peak at 9.6 ppm, which is assigned to Cs^+ located in the cavities of the host. This spectrum and those of previously reported Cs^+ -enclosing host–guest compounds are compared in Table S2.[†] The results reveal significant differences in the chemical shifts among the compounds. However, the chemical shift of $\text{Ti}_{14}\text{Cs}_2$ is comparable to that of a recently reported Ti-salicylate complex, Ti_{12}Cs .³⁸

2.2 Uptake of alkali metal cations

We speculate that the Ti_{14} host may exhibit different capture abilities for Cs^+ and NH_4^+ . To investigate the substitution of Cs^+

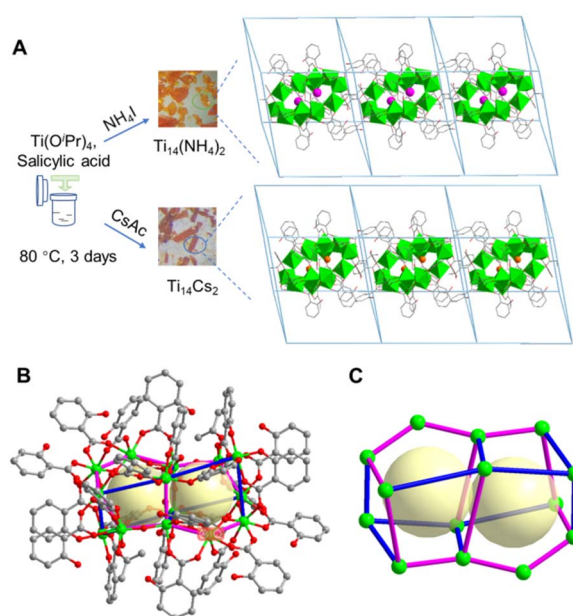


Fig. 1 (A) Syntheses and molecular packing of $\text{Ti}_{14}(\text{NH}_4)_2$ and $\text{Ti}_{14}\text{Cs}_2$. (B) The ball-and-stick views of the Ti_{14} host. (C) The Ti skeleton of the Ti_{14} host. Color scheme: green ball, Ti; red ball, O; grey ball, C; pink ball, Cs; orange ball, NH_4^+ ; blue bond, Ti–O–C–O–Ti; purple bond, Ti–O–Ti. For clarity, H is omitted from the figures.

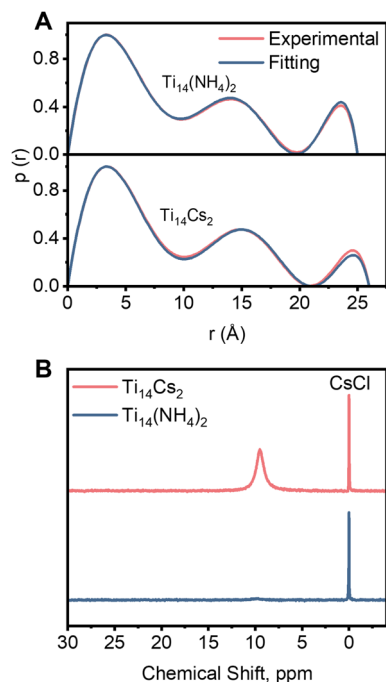


Fig. 2 (A) PDDF curves, the probability $p(r)$ vs. radius r of $\text{Ti}_{14}\text{Cs}_2$ and $\text{Ti}_{14}(\text{NH}_4)_2$. (B) ^{133}Cs NMR of $\text{Ti}_{14}\text{Cs}_2$ and $\text{Ti}_{14}(\text{NH}_4)_2$ in DMF solvent (the reference is 0.5 M CsCl in D_2O).

for NH_4^+ using ^{133}Cs NMR, solid CsCl was added to 3 mL of DMF solution containing 21.2 μmol of $\text{Ti}_{14}(\text{NH}_4)_2$. As the CsCl solid is entirely insoluble in DMF (solubility below the detection limit of ^{133}Cs NMR), the area of the 9.6 ppm peak could be utilized to determine the quantity of Cs^+ captured by the Ti_{14} host. As shown in Fig. 3A, the peak area in the ^{133}Cs NMR spectrum gradually increased with the added amount of CsCl, indicating the substitution of NH_4^+ by Cs^+ in the solution. Based on the peak area relative to the standard, the amount of captured Cs^+ was calculated. From Fig. 3B, the amount of captured Cs^+ rose linearly with the added amount of solid CsCl until it reached *ca.* 42.4 μmol , after which it remained constant. The slope of the linear portion was found to be 0.49 ($R^2 = 0.999$), close to the ideal slope of 0.5, consistent with the assumption that the Ti_{14} host captured all added CsCl and each host captured two Cs^+ ions.

The above results were further confirmed by ICP-MS analysis. Control experiments demonstrated that after dispersing solid CsCl in DMF and stirring for two days, Cs^+ was undetectable in the filtrate by ICP-MS, indicating the insolubility of Cs^+ in DMF, consistent with the results of ^{133}Cs NMR. Then, a series of solutions used for ^{133}Cs NMR experiments were analysed using ICP-MS to determine Cs and Ti concentrations and molar ratios. As shown in Fig. 3C, the Cs/Ti molar ratio increased linearly with the amount of CsCl, reaching roughly 42.4 μmol (slope = 0.034 and $R^2 = 0.998$), consistent with the ^{133}Cs NMR results, indicating the capture of Cs^+ by the Ti_{14} host. When the amount of CsCl exceeded 42.4 μmol , the Cs/Ti molar ratio remained constant at 0.142, consistent with the formation of $\text{Ti}_{14}\text{Cs}_2$ (ideal value of 0.143). The attempt to

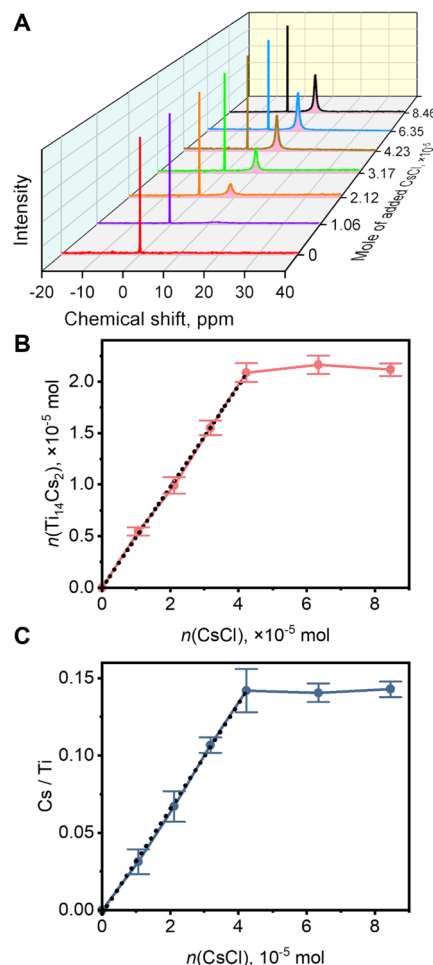


Fig. 3 (A) ^{133}Cs NMR spectra of replacing NH_4^+ by Cs^+ in the $\text{Ti}_{14}(\text{NH}_4)_2/\text{DMF}$ solution. (B) Formation of $\text{Ti}_{14}\text{Cs}_2$ with added Cs^+ measured by ^{133}Cs NMR. (C) The variation of the Cs/Ti ratio in the DMF solution with added CsCl measured by ICP-MS.

quantify the released NH_4^+ was unsuccessful because the TOCs and NH_4^+ were both in bulk solution and could not be separated. Nonetheless, the results of ^{133}Cs NMR and ICP-MS analyses are consistent, both demonstrating that Cs^+ can substitute NH_4^+ in $\text{Ti}_{14}(\text{NH}_4)_2$. The “titration” curve described above shows that before reaching the endpoint, the yield of $\text{Ti}_{14}\text{Cs}_2$ and the Cs/Ti molar ratio increased linearly with the addition of CsCl, after which little further change occurred. This suggests that Ti_{14} should be able to solubilize CsCl in DMF quantitatively, and all dissolved CsCl is located within the Ti_{14} cavities.

The capability of the Ti_{14} host to capture other alkali metal cations, Rb^+ and K^+ , was further investigated. To this end, two alkali metal chlorides were simultaneously added to a DMF solution of $\text{Ti}_{14}(\text{NH}_4)_2$ and stirred for 24 hours for guest exchange. After removing the insoluble salts, the molar ratio of the captured alkali metal ions was analysed using ICP-MS (the solubility of the salts was also measured). The results can indicate the relative ability of the Ti_{14} host to capture the two alkali metal ions. As shown in Fig. S4,† Ti_{14} exhibited different capturing abilities for Cs^+ , Rb^+ , and K^+ , in the order $\text{Cs}^+ > \text{NH}_4^+ >$

$\text{Rb}^+ > \text{K}^+$. The ionic diameters of Rb^+ and K^+ are 3.04 and 2.76 Å, respectively, smaller than that of Cs^+ . Consequently, the capturing ability of Ti_{14} for K^+ , Rb^+ , and Cs^+ ions may be associated with the size of the guest, conforming to the size-matching principle.^{39,40}

2.3 Electronic structures and photoresponse

To compare the effects of the guests, Cs^+ and NH_4^+ , on the optical absorption properties of the TOCs, UV-vis diffuse reflectance spectroscopy (UV-vis DRS) was used. As depicted in Fig. 4A, the absorption edge of $\text{Ti}_{14}(\text{NH}_4)_2$ is *ca.* 590 nm, whereas that of $\text{Ti}_{14}\text{Cs}_2$ is slightly larger at 671 nm. According to the Kubelka–Munk function, the direct bandgap values for $\text{Ti}_{14}(\text{NH}_4)_2$ and $\text{Ti}_{14}\text{Cs}_2$ are 2.30 and 1.93 eV (Fig. 4B), respectively. Hence, Cs^+ enhances the optical absorption performance of the Ti_{14} host and reduces the bandgap energy.

Mott–Schottky analyses were used to determine the band potentials. The curves of both compounds exhibit positive slopes, typical of n-type semiconductors (Fig. 4C). According to the curves at different frequencies, the flat-band potentials (E_{fb}) for $\text{Ti}_{14}(\text{NH}_4)_2$ and $\text{Ti}_{14}\text{Cs}_2$ were determined to be *ca.* −0.68 and −0.58 V *vs.* NHE, respectively. Since the conduction band bottom of most n-type semiconductors is *ca.* 0.10 V lower than E_{fb} ,^{38,41} the lowest unoccupied molecular orbital (LUMO) potentials for $\text{Ti}_{14}(\text{NH}_4)_2$ and $\text{Ti}_{14}\text{Cs}_2$ are −0.78 and −0.68 V *vs.* NHE, respectively. Based on their bandgap values, their highest occupied molecular orbital (HOMO) potentials are +1.52 and +1.25 V *vs.* NHE, respectively. The LUMO and HOMO potentials

were also evaluated by electrochemical measurements (Fig. S6†). The values are consistent with those obtained from the combination of Mott–Schottky analyses and UV-vis DRS mentioned above. Notably, the HOMO and LUMO potentials are compatible with the reduction of CO_2 and the oxidation of a variety of organic compounds such as epoxides (Fig. S7†), making the TOCs useful in photocatalytic CO_2 /epoxide cycloaddition and CO_2 reduction reactions.

The electronic structures were then determined by density functional theory (DFT) calculations. For each cluster, the HOMO is primarily composed of salicylate groups, while the LUMO is predominantly composed of Ti 3d orbitals, with some contribution from salicylate (Fig. 4D). This indicates that photoexcitation causes ligand-to-metal charge transfer (LMCT) and ligand-to-ligand charge transfer (LLCT).^{42–47} The calculated bandgap energy of $\text{Ti}_{14}\text{Cs}_2$ is slightly smaller than that of $\text{Ti}_{14}(\text{NH}_4)_2$, corresponding to a redshift of *ca.* 7 nm in the absorption band edge. While this is consistent with the trend of the experimental results, the calculated bandgap energy difference is very small, presumably owing to the errors of the DFT calculations.⁴⁸

Steady-state and transient photoluminescence (PL) spectra were recorded to compare the two TOCs' charge-separation efficiency. $\text{Ti}_{14}\text{Cs}_2$ and $\text{Ti}_{14}(\text{NH}_4)_2$ exhibit prominent PL peaks at 340–420 nm and smaller peaks ranging from 450 to 500 nm (Fig. 5A and S5†), with the peak intensity of $\text{Ti}_{14}\text{Cs}_2$ being smaller than that of $\text{Ti}_{14}(\text{NH}_4)_2$. Moreover, the PL lifetime of $\text{Ti}_{14}\text{Cs}_2$, *i.e.*, 21.8 ns, is slightly longer than that of $\text{Ti}_{14}(\text{NH}_4)_2$,

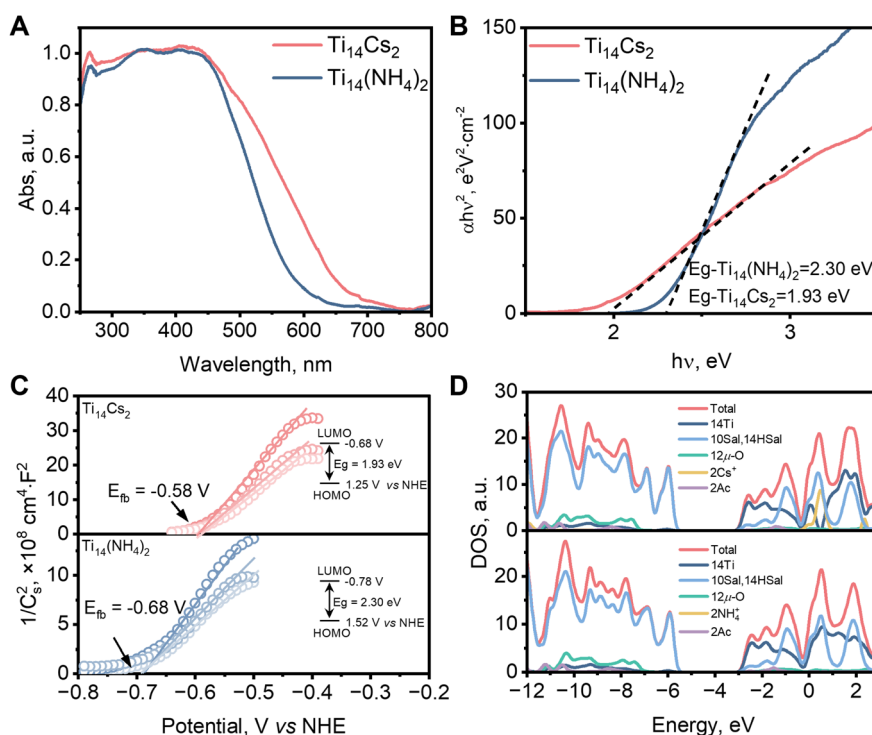


Fig. 4 (A) UV-vis DRS of $\text{Ti}_{14}(\text{NH}_4)_2$ and $\text{Ti}_{14}\text{Cs}_2$. (B) Kubelka–Munk function curves. (C) Mott–Schottky plots of $\text{Ti}_{14}(\text{NH}_4)_2$ and $\text{Ti}_{14}\text{Cs}_2$ at various frequencies, from top to bottom, 100, 200, and 500 Hz. Electrolyte: 0.2 M Na_2SO_4 solution (1 : 10 v/v ethanol–water). (D) The density of states (DOS) plots of $\text{Ti}_{14}(\text{NH}_4)_2$ and $\text{Ti}_{14}\text{Cs}_2$.



i.e., 18.1 ns (Fig. 5B). Steady-state and transient PL spectra suggest that $\text{Ti}_{14}\text{Cs}_2$ has a higher charge-separation efficiency than $\text{Ti}_{14}(\text{NH}_4)_2$. $\text{Ti}_{14}\text{Cs}_2$ has a smaller arc radius than $\text{Ti}_{14}(\text{NH}_4)_2$, which suggests a reduced charge transfer resistance, according to the electrochemical impedance spectra (EIS; Fig. 5C). Fig. 5D shows that when exposed to visible light ($\lambda \geq 400$ nm), $\text{Ti}_{14}\text{Cs}_2$ generated a transient photoanodic current that is roughly 1.5 times greater than that of $\text{Ti}_{14}(\text{NH}_4)_2$. During this process, the sacrificial reagent in the electrolyte, which is isopropanol in this study, was oxidized by the photogenerated holes while the photogenerated electrons were eliminated by the bias when a TOC was photoexcited. $\text{Ti}_{14}\text{Cs}_2$ exhibited a higher photoanodic current, indicating a higher photo-electric conversion capacity, which is associated with its lower charge-transfer resistance, higher charge-separation efficiency, and stronger absorption of visible light. Overall, $\text{Ti}_{14}\text{Cs}_2$ has better photoinduced electron-hole separation and interfacial charge-transfer capability compared to $\text{Ti}_{14}(\text{NH}_4)_2$, which are beneficial for sunlight harvesting and particularly photocatalysis.

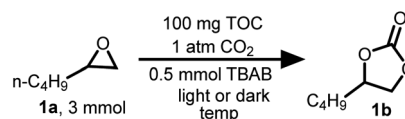
2.4 Comparison of the photocatalytic activity

The addition of CO_2 to epoxides, with 100% atom efficiency, is extremely promising for CO_2 capture and storage and the production of value-added fine chemicals, *e.g.*, cyclic carbonates and carbonate polymers.^{49,50} Currently, the catalysts used for cycloaddition reactions mainly consist of solid materials containing Lewis acidic or basic sites.^{51–54} The reaction requires high temperature and pressure. Moreover, the complexity of the catalyst's surface structures makes it difficult to study the

structure-activity relationship. Due to the photocatalytic properties and well-defined structures, TOCs have recently been utilized in CO_2 /epoxide cycloaddition reactions. This has enabled the synergistic effects of Lewis acid and solar energy, providing exceptional catalytic performance under mild conditions.^{24,38,41,43–45,55}

A typical aliphatic epoxide, 1,2-hexene oxide (**1a**), was used as the model substrate in an investigation into the CO_2 /epoxide cycloaddition reaction to compare the catalytic activity of $\text{Ti}_{14}\text{Cs}_2$ and $\text{Ti}_{14}(\text{NH}_4)_2$. The catalytic reaction was conducted under neat conditions of 1 bar CO_2 and room temperature, with **1a** serving as both the solvent and the reactant (Scheme 1). Interestingly, $\text{Ti}_{14}(\text{NH}_4)_2$ dissolves in both **1a** and the product **1b**, while $\text{Ti}_{14}\text{Cs}_2$ is entirely insoluble in both liquids. Therefore, $\text{Ti}_{14}\text{Cs}_2$ represents a recyclable photocatalyst, offering advantages over $\text{Ti}_{14}(\text{NH}_4)_2$ in this reaction.

Complete conversion of **1a** into **1b** took 54 and 90 hours, respectively, at room temperature and in the dark, using $\text{Ti}_{14}(\text{NH}_4)_2$ and $\text{Ti}_{14}\text{Cs}_2$ as catalysts (Fig. 6A). Fig. S6 and S7† present FTIR, PXRD, and small-angle X-ray diffraction (SAXS) data that demonstrate that $\text{Ti}_{14}(\text{NH}_4)_2$ and $\text{Ti}_{14}\text{Cs}_2$ were the true catalysts since they both remained stable throughout the



Scheme 1 The model CO_2 cycloaddition reaction.

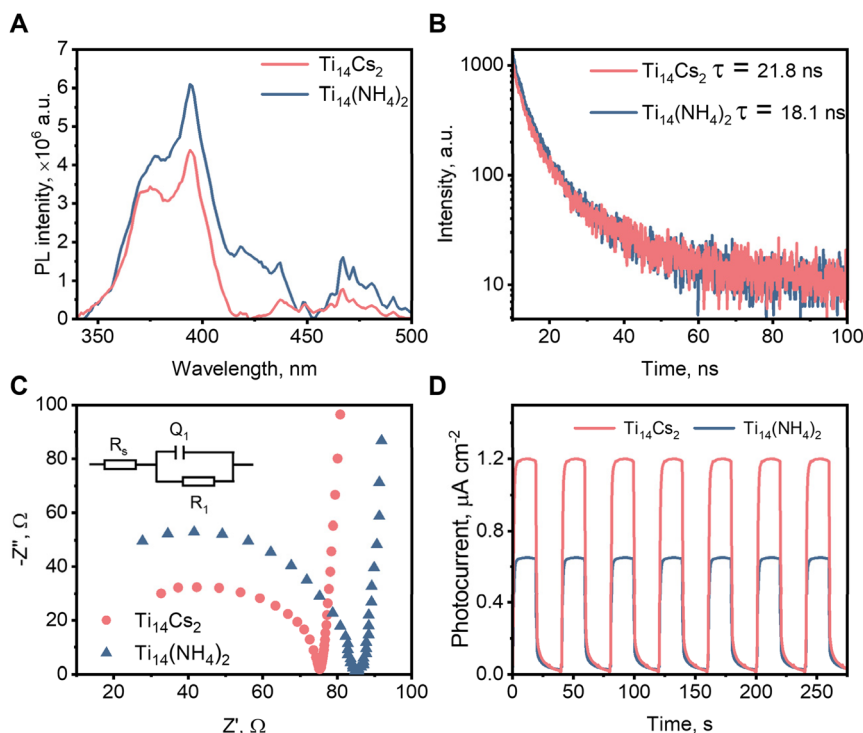


Fig. 5 (A) steady-state PL spectra under 300 nm excitation. (B) PL decay spectra ($\lambda = 395$ nm) under 280 nm excitation. (C) Electrochemical impedance spectra (inset shows the equivalent circuit). (D) Transient photoanodic current at a bias of +1.0 V vs. NHE under visible light irradiation.

reactions. Note that the crystalline $\text{Ti}_{14}\text{Cs}_2$ sample has a low surface area, $<3 \text{ m}^2 \text{ g}^{-1}$, implying a low utilization efficiency of the catalytic sites. For comparison, the estimated theoretical surface area of individual $\text{Ti}_{14}(\text{NH}_4)_2$ molecules is $1868 \text{ m}^2 \text{ g}^{-1}$, far larger than the crystalline $\text{Ti}_{14}\text{Cs}_2$ sample (see the ESI† for the calculations). Consequently, the experimental catalytic activity of $\text{Ti}_{14}\text{Cs}_2$ was underestimated, which may be the reason for the slower catalytic reaction. Fig. 6A also shows that simulated sunlight and visible light significantly accelerated the reactions. To quantify the effects of light on the catalysis, the initial rates were measured (Fig. S10†). For $\text{Ti}_{14}\text{Cs}_2$, the initial rate of the dark reaction was $1.2 \times 10^{-4} \text{ mol h}^{-1}$, while under visible light and simulated sunlight irradiation, the rates were 3.4 and $6.6 \times 10^{-4} \text{ mol h}^{-1}$, respectively. The enhancement factors are 2.8 and 5.5 , respectively (Fig. 6B). For $\text{Ti}_{14}(\text{NH}_4)_2$, the initial rate under dark conditions is $2.5 \times 10^{-4} \text{ mol h}^{-1}$, and the enhancement factors are 1.5 and 2.4 for visible light and simulated sunlight, respectively. It can be seen from the enhancement factors that light was more important in the $\text{Ti}_{14}\text{Cs}_2$ system than in the $\text{Ti}_{14}(\text{NH}_4)_2$ system. Under simulated sunlight irradiation, $\text{Ti}_{14}\text{Cs}_2$ reached a slightly larger rate than $\text{Ti}_{14}(\text{NH}_4)_2$, despite achieving a lower rate in the dark. Furthermore, given the poor catalytic site utilization efficiency of $\text{Ti}_{14}\text{Cs}_2$, the real activity of $\text{Ti}_{14}\text{Cs}_2$ under simulated sunlight irradiation ought to be significantly higher than that of $\text{Ti}_{14}(\text{NH}_4)_2$ under otherwise identical conditions.

According to their UV-vis DRS, $\text{Ti}_{14}\text{Cs}_2$ exhibits much better absorption properties than $\text{Ti}_{14}(\text{NH}_4)_2$ in the $600\text{--}700 \text{ nm}$ range (recall Fig. 4A). Consequently, it was expected that the effects of the light wavelength on the reaction kinetics of the two systems would also be distinct. We then used a 605 nm monochromatic LED to trigger the reaction. The data in Fig. S11† show that 605 nm light had a greater effect on the $\text{Ti}_{14}\text{Cs}_2$ system than on the $\text{Ti}_{14}(\text{NH}_4)_2$ system. Therefore, light is indeed an important driving force in the $\text{CO}_2/\text{epoxide}$ cycloaddition reaction in the current systems.

Because of its heterogeneous nature and better photo-response, $\text{Ti}_{14}\text{Cs}_2$ was chosen to study the photocatalytic cycloaddition mechanism. The effect of temperature on the catalytic activity was first investigated. As shown in Fig. 6C, raising the temperature to 50 and 80°C reduced the time needed for complete conversion under dark conditions from 90 to 18 and 14 h , respectively. Visible light further accelerated the reaction rates at any temperature. For instance, the time for complete conversion at 50 and 80°C was reduced to 12 and 8 h , respectively. This suggests the presence of a photo-thermal synergistic effect in the catalytic process. Namely, temperature can greatly affect the reaction rate, and light can multiply the effects of temperature. The apparent activation energies were calculated based on the initial rates at various temperatures and the Arrhenius equation (Fig. 6D). The values are 27.6 and 17.1 kJ mol^{-1} under dark and visible-light

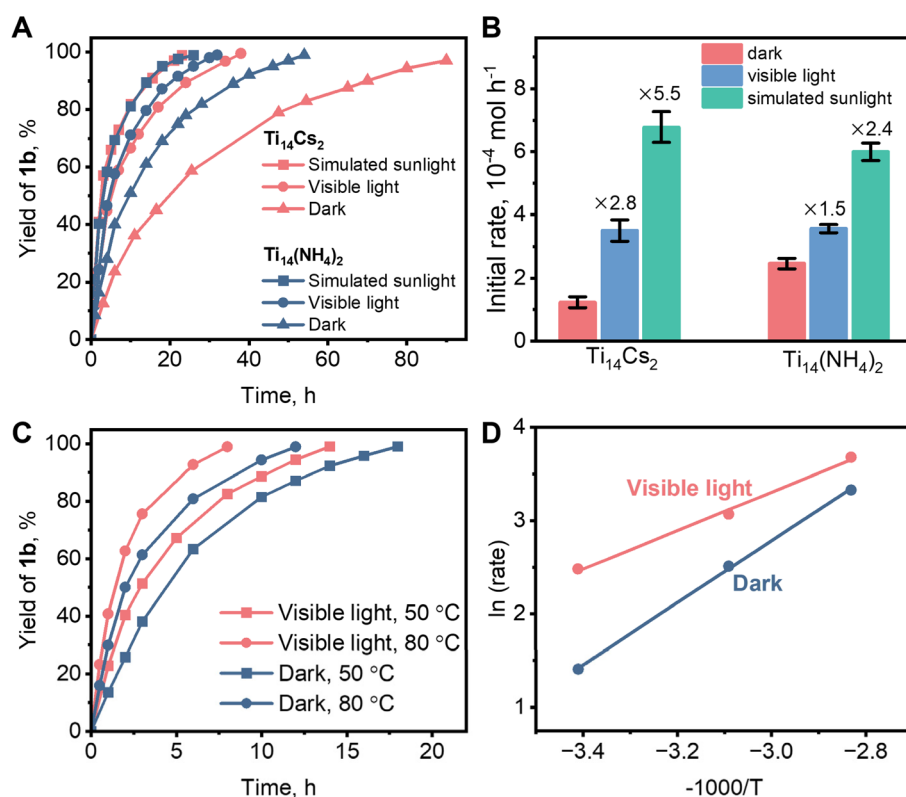


Fig. 6 (A) The kinetics of $\text{Ti}_{14}(\text{NH}_4)_2$ and $\text{Ti}_{14}\text{Cs}_2$ catalyzed or photocatalyzed model reactions (Scheme 1) at room temperature. (B) The formation rate of **1b** in the early stage of the cycloaddition reactions (see Fig. S10† for the calculations). (C) The reaction kinetics at 50 and 80°C photocatalyzed by $\text{Ti}_{14}\text{Cs}_2$ under visible-light irradiation. (D) Arrhenius plots of the dark and the light reactions. The unspecified conditions are shown in Scheme 1.

conditions, respectively. It is evident that light significantly reduced the apparent activation energy, thereby enhancing the reaction rate.

The outcomes of multiple control trials carried out for ten hours at 20 °C under visible light are displayed in Fig. S12.† The poor yield of **1b** in the absence of $\text{Ti}_{14}\text{Cs}_2$ suggests that $\text{Ti}_{14}\text{Cs}_2$ was the photocatalyst. Conversely, if the cocatalyst TBAB was absent, **1a** converted slowly without **1b** formation. Using TBAC or TBAI to replace TBAB caused a decrease in yield. Hence, both the photocatalyst and the cocatalyst were essential for the success of the photocatalytic cycloaddition reaction. Furthermore, with the addition of hole scavengers like isopropanol and methanol and electron scavengers like 1,4-benzoquinone and AgNO_3 , the yields of **1b** decreased significantly (see Fig. S13† and the discussion). Given that the catalytic activity of $\text{Ti}_{14}\text{Cs}_2$ in the cycloaddition reaction under dark conditions was attributed to its Lewis acidic Ti^{4+} sites, the enhancement of the reaction rate by light must indicate that both photo-generated electrons and holes served as additional active species, consistent with our previously proposed mechanism.^{24,38,55}


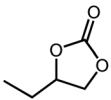
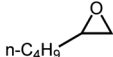
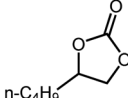






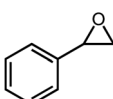
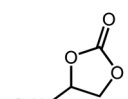

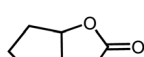
2.5 The potential of $\text{Ti}_{14}\text{Cs}_2$ in CO_2 /epoxide cycloaddition

The potential of $\text{Ti}_{14}\text{Cs}_2$ in the CO_2 /epoxide cycloaddition reaction was explored. $\text{Ti}_{14}\text{Cs}_2$ remained insoluble during the photocatalytic processes, maintaining its solid state. It could be recycled by centrifugation. In the cycling experiments, the catalytic activity of $\text{Ti}_{14}\text{Cs}_2$ remained nearly constant (Fig. S8A†). The slight decrease in the product yield may be attributed to the loss of the catalyst during recycling. Moreover, the FTIR (Fig. S8B†) and PXRD (Fig. S8C†) spectra and scanning electron microscopy micrographs (Fig. S8D†) of the recycled $\text{Ti}_{14}\text{Cs}_2$ are nearly identical to those of the freshly synthesized sample, indicating that the molecular structure and crystal structure remained stable. Therefore, $\text{Ti}_{14}\text{Cs}_2$ is a recyclable photocatalyst with high stability in CO_2 /epoxide cycloaddition.

To estimate the catalytic potential of $\text{Ti}_{14}\text{Cs}_2$, a scaleup experiment was performed, increasing the amount of **1a** to 30 mmol while maintaining the other parameters constant. Under visible-light irradiation at 50 °C, it took 74 h for complete conversion of **1a**, and the **1b** yield was close to 100%, with a TON value of 1422 and a TOF value of 19.2 h^{-1} (Fig. S14A†). Given that $\text{Ti}_{14}\text{Cs}_2$ has excellent sunlight absorption properties, a 3 mmol scaleup experiment was also performed under natural sunlight irradiation at ambient temperature, and a 100% yield of **1b** was obtained after a 40 h reaction (Fig. S14B†).

The scope of epoxides in the cycloaddition reaction was investigated. As indicated in Table 1, $\text{Ti}_{14}\text{Cs}_2$ had a high conversion and yield for all the epoxides. Epoxides with common alkyl groups (entries 1–3) and halogen groups (entries 4–5) reacted effectively, demonstrating that the catalytic system can handle both groups. Surprisingly, the high steric groups of phenyl epoxides (entry 6) could also be tolerated, with high conversion and almost 100% yield, suggesting that this approach is suitable for substituted aromatic epoxides. An internal epoxide with a large steric hindrance could also be wholly converted (entry 7) but at a slower rate.

Table 1 The cycloaddition of CO_2 with various epoxides^a

Entry	Substrate	Product	Time (h)	Yield (%)
1			20 h	>99
2			14 h	>99
3			24 h	>99
4			30 h	>99
5			26 h	>99
6			30 h	>99
7			40 h	95

^a Reaction conditions: epoxide (3 mmol), $\text{Ti}_{14}\text{Cs}_2$ (100 mg), TBAB (0.5 mmol), CO_2 (1 bar), biphenyl (50 mg), visible light, and 50 °C.

The performance of $\text{Ti}_{14}\text{Cs}_2$ was compared to that of state-of-the-art photocatalysts, particularly TOCs. As shown in Table S3,† the activity of $\text{Ti}_{14}\text{Cs}_2$ is comparable to their activity. The performance of $\text{Ti}_{14}\text{Cs}_2$ is also much better than that of TiO_2 P25 (with a yield of 31% after 10 h, Fig. S12†), a benchmark commercial photocatalyst. Given the high activity, heterogeneous nature, high stability, scalable synthesis, and broad substrate scope, $\text{Ti}_{14}\text{Cs}_2$ has considerable potential for CO_2 storage and synthesis of cyclocarbonates.

2.6 A brief discussion on guest controlled photocatalysis of Ti_{14}

Both NH_4^+ and Cs^+ do not undergo charge transfer with the Ti_{14} host because they are non-reducible cations. As a result, their impact on the properties of Ti_{14} primarily manifests in altering its geometric structure brought about by host–guest interactions, which affect Ti–O bond lengths, cavity sizes, and overall dimensions.

Compared to NH_4^+ , Cs^+ reduces the solubility of Ti_{14} in epoxides and cyclic carbonates, making $\text{Ti}_{14}\text{Cs}_2$ a recyclable heterogeneous photocatalyst. Indeed, we also noticed that the solubility of $\text{Ti}_{14}\text{Cs}_2$ in DMF was much lower than that of



$\text{Ti}_{14}(\text{NH}_4)_2$, with approximately 35 and 152 g of solubility in 1 L of DMF at room temperature (26 °C), respectively. The following could be used to explain why $\text{Ti}_{14}\text{Cs}_2$ and $\text{Ti}_{14}(\text{NH}_4)_2$ solubilize differently in organic solvents. Since ammonium halides are generally soluble in organic solvents, NH_4^+ can reach the bulk solution. The weak host-guest interaction of $\text{Ti}_{14}(\text{NH}_4)_2$ relative to that of $\text{Ti}_{14}\text{Cs}_2$ might also facilitate the access of NH_4^+ for the bulk solution. $\text{Ti}_{14}(\text{NH}_4)_2$ is therefore more soluble in **1a** and DMF. In comparison, the host-guest interaction of $\text{Ti}_{14}\text{Cs}_2$ is stronger and cesium halide is insoluble in these solvents. Both can inhibit the solvation and lead to the low solubility of $\text{Ti}_{14}\text{Cs}_2$ in organic solvents.

According to various characterization techniques, the guest ion also influences the photophysical and photocatalytic properties of the host-guest TOCs. First, $\text{Ti}_{14}\text{Cs}_2$ exhibits better light absorption, charge separation, and interfacial charge transfer properties compared to $\text{Ti}_{14}(\text{NH}_4)_2$. These are generally beneficial for solar light absorption and photocatalytic quantum efficiency. On the other hand, CO_2 is reductively activated by photogenerated electrons, and epoxide is oxidatively activated by photogenerated holes during CO_2 /epoxide cycloaddition reactions.^{24,43,56} This mechanism was proposed previously and is also supported by the control experimental results herein (recall Fig. S11†). In this regard, a more negative CB potential and a more positive VB potential are both favorable for photocatalytic CO_2 /epoxide cycloaddition reactions. This means the band potentials of $\text{Ti}_{14}(\text{NH}_4)_2$ should be better than those of $\text{Ti}_{14}\text{Cs}_2$ in photocatalytic CO_2 /epoxide cycloaddition reactions. The above paradox and the catalysis results suggest that the former must dominate the current catalytic reactions under light irradiation. Namely, the enhancement of light absorption, charge transfer, and interfacial charge transfer, due to the incorporation of Cs^+ within the cavity of **Ti₁₄**, effectively overcomes the drawbacks of the decrease in reducing and oxidizing power.

3 Conclusion

Two host-guest TOCs, namely $\text{Ti}_{14}(\text{NH}_4)_2$ and $\text{Ti}_{14}\text{Cs}_2$, which possess a novel bilocate **Ti₁₄** host cage that contains two adjacent chambers, are reported. The ability to take up monovalent cations by the **Ti₁₄** host follows the order $\text{Cs}^+ > \text{NH}_4^+ > \text{Rb}^+ > \text{K}^+$. The host-guest interaction not only influences the dimensions of the host but also alters the photophysical properties and photocatalytic activity of the host. Cs^+ endows the host with better visible-light absorption, response, and charge-separation properties than $\text{Ti}_{14}(\text{NH}_4)_2$. Cs^+ also renders the compound insoluble in epoxides and cyclo-carbonates, and thus $\text{Ti}_{14}\text{Cs}_2$ is a recyclable heterogeneous photocatalyst for CO_2 /epoxide cycloaddition reactions. $\text{Ti}_{14}\text{Cs}_2$ showed superior photocatalytic activity in these valuable conversions regarding TOF, stability, recyclability, sunlight utilization, and substrate scope. This study presents novel bilocate, Ti-oxide-based clusters with exchangeable guests and provides insights for enhancing the solar harvesting applications of such compounds.

Data availability

The data supporting this article have been included as part of the ESI.† Crystallographic data for $\text{Ti}_{14}\text{Cs}_2$ and $\text{Ti}_{14}(\text{NH}_4)_2$ have been deposited at the CCDC under 2324222 and 2324223 and can be obtained from <https://www.ccdc.cam.ac.uk/>.

Author contributions

G. Z. and Y. W. designed the study and interpreted the data. D. W., Y. L., M. C., F. G., G. C., and C. T. carried out data processing. G. W. and Y. W. carried out the DFT simulation. D. W., Y. L., G. Z., and Y. W. wrote the manuscript and created all of the figures, with edits and assistance from all other contributing authors.

Conflicts of interest

There is no conflict to declare.

Acknowledgements

The authors gratefully acknowledge the National Natural Science Foundation of China (Grant No. 22276112 and 22306110), the Natural Science Foundation of Shandong Province (Grant No. ZR2023QB100), the Shandong Excellent Young Scientists Fund (Grant No. 2023HWYQ-053), and the Taishan Scholar Program of Shandong Province (Grant No. tsqn20230655) for their financial support.

Notes and references

- 1 P. B. Crowley, Origins of the Host-Guest Terminology, *Cryst. Growth Des.*, 2023, **23**, 8469–8473.
- 2 C. Schäffer, H. Bögge, A. Merca, I. A. Weinstock, D. Rehder, E. T. K. Haupt and A. Müller, A Spherical 24 Butyrate Aggregate with a Hydrophobic Cavity in a Capsule with Flexible Pores: Confinement Effects and Uptake-Release Equilibria at Elevated Temperatures, *Angew. Chem., Int. Ed.*, 2009, **48**, 8051–8056.
- 3 A. Ziv, A. Grego, S. Kopilevich, L. Zeiri, P. Miro, C. Bo, A. Müller and I. A. Weinstock, Flexible Pores of a Metal Oxide-Based Capsule Permit Entry of Comparatively Larger Organic Guests, *J. Am. Chem. Soc.*, 2009, **131**, 6380–6382.
- 4 D. Xia, P. Wang, X. Ji, N. M. Khashab, J. L. Sessler and F. Huang, Functional Supramolecular Polymeric Networks: The Marriage of Covalent Polymers and Macrocyclic-Based Host-Guest Interactions, *Chem. Rev.*, 2020, **120**, 6070–6123.
- 5 E. Haviv, B. Chen, R. Carmieli, L. Houben, H. Cohen, G. Leitun, L. Avram and R. Neumann, Guest Transition Metals in Host Inorganic Nanocapsules: Single Sites, Discrete Electron Transfer, and Atomic Scale Structure, *J. Am. Chem. Soc.*, 2020, **142**, 14504–14512.
- 6 Q. Shi, X. Wang, B. Liu, P. Qiao, J. Li and L. Wang, Macrocyclic Host Molecules with Aromatic Building Blocks: the State of the Art and Progress, *Chem. Commun.*, 2021, **57**, 12379–12405.



- 7 G. Yu, K. Jie and F. Huang, Supramolecular Amphiphiles Based on Host–Guest Molecular Recognition Motifs, *Chem. Rev.*, 2015, **115**, 7240–7303.
- 8 D.-H. Qu, Q.-C. Wang, Q.-W. Zhang, X. Ma and H. Tian, Photoresponsive Host–Guest Functional Systems, *Chem. Rev.*, 2015, **115**, 7543–7588.
- 9 X. Jiang, H. Yu, J. Shi, Q. Bai, Y. Xu, Z. Zhang, X.-Q. Hao, B. Li, P. Wang, L. Wu and M. Wang, From Mechanically Interlocked Structures to Host–Guest Chemistry Based on Twisted Dimeric Architectures by Adjusting Space Constraints, *CCS Chem.*, 2022, **4**, 2127–2139.
- 10 M. Mohamadhoseini and Z. Mohamadnia, Supramolecular Self-Healing Materials via Host–Guest Strategy between Cyclodextrin and Specific Types of Guest Molecules, *Coord. Chem. Rev.*, 2021, **432**, 213711.
- 11 X.-Z. Li, Y.-L. Liang, L.-P. Zhou, L.-X. Cai, Q.-Y. Zhu, Z. Wang, X.-Q. Guo, D.-N. Yan, S.-J. Hu, S.-C. Li, S.-Y. Wu, S.-L. Han, R. Chen, P.-M. Cheng, K. Cheng, X.-S. Feng, T.-P. Sheng, C. He, F.-R. Dai and Q.-F. Sun, *Angew. Chem., Int. Ed.*, 2021, **61**, e202202450.
- 12 J. Wankar, N. G. Kotla, S. Gera, S. Rasala, A. Pandit and Y. A. Rochev, Recent Advances in Host–Guest Self-Assembled Cyclodextrin Carriers: Implications for Responsive Drug Delivery and Biomedical Engineering, *Adv. Funct. Mater.*, 2020, **30**, 1909049.
- 13 A. Müller, H. Reuter and S. Dillinger, Supramolecular Inorganic Chemistry: Small Guests in Small and Large Hosts, *Angew. Chem., Int. Ed.*, 1995, **34**, 2328–2361.
- 14 C. Liu and Y. Wang, Supramolecular Chemistry of Titanium Oxide Clusters, *Chem.–Eur. J.*, 2021, **27**, 4270–4282.
- 15 J. A. Fernández, X. López, C. Bo, C. d. Graaf, E. J. Baerends and J. M. Poblet, Polyoxometalates with Internal Cavities: Redox Activity, Basicity, and Cation Encapsulation in $[\text{Xn}^+\text{P}_5\text{W}_{30}\text{O}_{110}](15\text{-n})$ -Preyssler Complexes, with $\text{X} = \text{Na}^+$, Ca^{2+} , Y^{3+} , La^{3+} , Ce^{3+} , and Th^{4+} , *J. Am. Chem. Soc.*, 2007, **129**, 12244–12253.
- 16 O. Petina, D. Rehder, E. T. K. Haupt, A. Grego, I. A. Weinstock, A. Merca, H. Bögge, J. Szakács and A. Müller, Guests on Different Internal Capsule Sites Exchange with Each Other and with the Outside, *Angew. Chem., Int. Ed.*, 2011, **50**, 410–414.
- 17 S. Yang, T. Wei and F. Jin, When Metal Clusters Meet Carbon Cages: Endohedral Cluster Fullerenes, *Chem. Soc. Rev.*, 2017, **46**, 5005–5058.
- 18 Q.-M. Wang, Y.-M. Lin and K.-G. Liu, Role of Anions Associated with the Formation and Properties of Silver Clusters, *Acc. Chem. Res.*, 2015, **48**, 1570–1579.
- 19 J. Zhang, S. Stevenson and H. C. Dorn, Trimetallic Nitride Template Endohedral Metallofullerenes: Discovery, Structural Characterization, Reactivity, and Applications, *Acc. Chem. Res.*, 2013, **46**, 1548–1557.
- 20 P. Gouzerh and A. Proust, Main-Group Element, Organic, and Organometallic Derivatives of Polyoxometalates, *Chem. Rev.*, 1998, **98**, 77–111.
- 21 Y. Yan, C. Li, Y. Wu, J. Gao and Q. Zhang, From Isolated Ti-Oxo Clusters to Infinite Ti-oxo Chains and Sheets: Recent Advances in Photoactive Ti-based MOFs, *J. Mater. Chem. A*, 2020, **8**, 15245–15270.
- 22 P. Coppens, Y. Chen and E. Trzop, Crystallography and Properties of Polyoxotitanate Nanoclusters, *Chem. Rev.*, 2014, **114**, 9645–9661.
- 23 L. Rozes and C. Sanchez, Titanium Oxo-Clusters: Precursors for a Lego-like Construction of Nanostructured Hybrid Materials, *Chem. Soc. Rev.*, 2011, **40**, 1006–1030.
- 24 C. Y. Liu, H. H. Niu, D. X. Wang, C. Gao, A. Said, Y. S. Liu, G. Wang, C. H. Tung and Y. F. Wang, S-Scheme Bi-oxide/Ti-oxide Molecular Hybrid for Photocatalytic Cycloaddition of Carbon Dioxide to Epoxides, *ACS Catal.*, 2022, **12**, 8202–8213.
- 25 M.-Y. Fu, H.-Y. Wang, H.-L. Zhai, Q.-Y. Zhu and J. Dai, Assembly of a Titanium-Oxo Cluster and a Bismuth Iodide Cluster, a Single-Source Precursor of a p-n-Type Photocatalyst, *Inorg. Chem.*, 2021, **60**, 9589–9597.
- 26 C. Liu, J. Hu, W. Liu, F. Zhu, G. Wang, C.-H. Tung and Y. Wang, Binding Modes of Salicylic Acids to Titanium Oxide Molecular Surfaces, *Chem.–Eur. J.*, 2020, **26**, 2666–2674.
- 27 Y.-J. Liu, W.-H. Fang, L. Zhang and J. Zhang, Recent Advances in Heterometallic Polyoxotitanium Clusters, *Coord. Chem. Rev.*, 2020, **404**, 213099.
- 28 G. Zhang, W. Li, C. Liu, J. Jia, C.-H. Tung and Y. Wang, Titanium-Oxide Host Clusters with Exchangeable Guests, *J. Am. Chem. Soc.*, 2018, **140**, 66–69.
- 29 P. D. Matthews, T. C. King and D. S. Wright, Structure, Photochemistry and Applications of Metal-doped Polyoxotitanium Alkoxide Cages, *Chem. Commun.*, 2014, **50**, 12815–12823.
- 30 S. Ilic, A. M. May, P. M. Usov, H. D. Cornell, B. Gibbons, P. Celis-Salazar, D. R. Cairnie, J. Alatis, C. Sleboznick and A. J. Morris, An Aluminum-Based Metal–Organic Cage for Cesium Capture, *Inorg. Chem.*, 2022, **61**, 6604–6611.
- 31 Y. Lv, J. Willkomm, A. Steiner, L. Gan, E. Reisner and D. S. Wright, Encapsulation of a ‘Naked’ Br[−] Anion in a Polyoxotitanate Host, *Chem. Sci.*, 2012, **3**, 2470–2473.
- 32 J. Hou, J. Hu, Q. Sun, G. Zhang, C.-H. Tung and Y. Wang, A Post-Functionalizable *Iso*-Polyoxotitanate Cage Cluster, *Inorg. Chem.*, 2016, **55**, 7075–7078.
- 33 X. Cui, H. Li, X. Li, Y.-X. Wang, T. Li, J. Dong, Z.-N. Chen and X.-M. Zhang, A Systematic Crystallographic Study of the Host–Guest Interactions between Amines and Ti₈ Polyoxotitanium Clusters, *Cryst. Growth Des.*, 2024, **24**, 851–858.
- 34 G. A. Timco, A. Fernandez, A. K. Kostopoulos, C. A. Muryn, R. G. Pritchard, I. Strashnov, I. J. Vitorica-Yrezabal, G. F. S. Whitehead and R. E. P. Winpenny, An Extensive Family of Heterometallic Titanium(IV)–Metal(III) Rings with Structure Control through Templates, *Angew. Chem., Int. Ed.*, 2017, **56**, 13629–13632.
- 35 G. A. Timco, A. Fernandez, A. K. Kostopoulos, J. F. Charlton, S. J. Lockyer, T. R. Hailes, R. W. Adams, E. J. L. McInnes, F. Tuna, I. J. Vitorica-Yrezabal, G. F. S. Whitehead and R. E. P. Winpenny, Hybrid Organic–Inorganic Rotaxanes, Including a Hetero-Hybrid [3]Rotaxane Featuring Two



- Distinct Heterometallic Rings and a Molecular Shuttle, *Angew. Chem., Int. Ed.*, 2018, **57**, 10919–10922.
- 36 C. Liu, C. Gao, A. Said, H. Niu, D. Wang, C. H. Tung and Y. Wang, Assembly of Interlocked Superstructures with a Titanium Oxide Molecular Ring in Water, *Inorg. Chem.*, 2021, **60**, 14520–14524.
- 37 J. W. Steed, First- and Second-Sphere Coordination Chemistry of Alkali Metal Crown Ether Complexes, *Coord. Chem. Rev.*, 2001, **215**, 171–221.
- 38 Y. Liu, G. Zhang, D. Wang, G. Chen, F. Gao, C.-H. Tung and Y. Wang, A Cryptand-like Ti-Coordination Compound with Visible-Light Photocatalytic Activity in CO₂ Storage, *Dalton Trans.*, 2024, **53**, 1989–1998.
- 39 I.-H. Chu, H. Zhang and D. V. Dearden, Macrocyclic Chemistry in the Gas Phase: Intrinsic Cation Affinities and Complexation Rates for Alkali Metal Cation Complexes of Crown Ethers and Glymes, *J. Am. Chem. Soc.*, 1993, **115**, 5736–5744.
- 40 Z. Jing, Y. Zhou, T. Yamaguchi, K. Ohara, J. Pan, G. Wang, F. Zhu and H. Liu, Alkali Metal Ion Recognition by 18-Crown-6 in Aqueous Solutions: Evidence from Local Structures, *J. Phys. Chem. B*, 2023, **127**, 4858–4869.
- 41 D. Wang, A. Said, Y. Liu, H. Niu, C. Liu, G. Wang, Z. Li, C.-H. Tung and Y. Wang, Cr-Ti Mixed Oxide Molecular Cages: Synthesis, Structure, Photoresponse, and Photocatalytic Properties, *Inorg. Chem.*, 2022, **61**, 14887–14898.
- 42 C.-Y. Luo, L.-J. Ma, W. Liu, Y.-C. Tan, R.-N. Wang, J.-L. Hou and Q.-Y. Zhu, Topotactic Conversion of Titanium-Oxo Clusters to a Stable TOC-Based Metal–Organic Framework with the Selective Adsorption of Cationic Dyes, *Inorg. Chem.*, 2024, **63**, 5961–5971.
- 43 A. Said, C. Liu, C. Gao, D. Wang, H. Niu, Y. Liu, G. Wang, C. H. Tung and Y. Wang, Lead-Decorated Titanium Oxide Compound with a High Performance in Catalytic CO₂ Insertion to Epoxides, *Inorg. Chem.*, 2023, **62**, 1901–1910.
- 44 A. Said, G. Y. Zhang, D. X. Wang, G. J. Chen, Y. S. Liu, F. F. Gao, C. H. Tung and Y. F. Wang, Divalent Heterometal Doped Titanium-Oxide Cluster Polymers: Structures, Photoresponse, and Photocatalysis, *Inorg. Chem.*, 2023, **62**, 13476–13484.
- 45 D. Wang, Y. Liu, G. Chen, F. Gao, G. Zhang, G. Wang, C.-H. Tung and Y. Wang, Ligation of Titanium-oxide and {Mo₂} Units for Solar CO₂ Storage, *Inorg. Chem.*, 2023, **62**, 21074–21082.
- 46 H.-C. Su, Y.-Y. Wu, J.-L. Hou, G.-L. Zhang, Q.-Y. Zhu and J. Dai, Dye Molecule Bonded Titanium Alkoxide: A Possible New Type of Dye for Sensitized Solar Cells, *Chem. Commun.*, 2016, **52**, 4072–4075.
- 47 H.-L. Zhai, J.-L. Hou, C.-Y. Luo, L.-J. Ma, Q.-Y. Zhu and J. Dai, Photocurrent and Gelation Properties of Polyphenol-Modified Titanium-Oxo Compounds, *Inorg. Chem.*, 2022, **61**, 13191–13198.
- 48 Y. Lv, J. Cheng, A. Steiner, L. Gan and D. S. Wright, Dipole-induced Band-gap Reduction in an Inorganic Cage, *Angew. Chem., Int. Ed.*, 2014, **53**, 1934–1938.
- 49 X. Wu, C. Chen, Z. Guo, M. North and A. C. Whitwood, Metal- and Halide-Free Catalyst for the Synthesis of Cyclic Carbonates from Epoxides and Carbon Dioxide, *ACS Catal.*, 2019, **9**, 1895–1906.
- 50 Z. Huang, F. Li, B. Chen and G. Yuan, Cycloaddition of CO₂ and Epoxide Catalyzed by Amino- and Hydroxyl-Rich Graphitic Carbon Nitride, *Catal. Sci. Technol.*, 2016, **6**, 2942–2948.
- 51 G. Zhai, Y. Liu, L. Lei, J. Wang, Z. Wang, Z. Zheng, P. Wang, H. Cheng, Y. Dai and B. Huang, Light-Promoted CO₂ Conversion from Epoxides to Cyclic Carbonates at Ambient Conditions over a Bi-Based Metal–Organic Framework, *ACS Catal.*, 2021, **11**, 1988–1994.
- 52 T. Zhang, H. Chen, S. Liu, H. Lv, X. Zhang and Q. Li, Highly Robust {Ln₄}–Organic Frameworks (Ln = Ho, Yb) for Excellent Catalytic Performance on Cycloaddition Reaction of Epoxides with CO₂ and Knoevenagel Condensation, *ACS Catal.*, 2021, **11**, 14916–14925.
- 53 Y. Rachuri, J. F. Kurisingal, R. K. Chitumalla, S. Vuppala, Y. Gu, J. Jang, Y. Choe, E. Suresh and D.-W. Park, Adenine-based Zn(II)/Cd(II) Metal–organic Frameworks as Efficient Heterogeneous Catalysts for Facile CO₂ Fixation into Cyclic Carbonates: a DFT-supported Study of the Reaction Mechanism, *Inorg. Chem.*, 2019, **58**, 11389–11403.
- 54 K. Yamaguchi, K. Ebitani, T. Yoshida, H. Yoshida and K. Kaneda, Mg–Al mixed Oxides as Highly Active Acid–Base Catalysts for Cycloaddition of Carbon Dioxide to Epoxides, *J. Am. Chem. Soc.*, 1999, **121**, 4526–4527.
- 55 A. Said, G. Chen, G. Zhang, D. Wang, Y. Liu, F. Gao, G. Wang, C.-H. Tung and Y. Wang, Enhancing the Photocatalytic Performance of a Rutile Unit Featuring a Titanium-Oxide Cluster by Pb²⁺ Doping, *Dalton Trans.*, 2024, **53**, 3666–3674.
- 56 G. Zhai, Y. Liu, Y. Mao, H. Zhang, L. Lin, Y. Li, Z. Wang, H. Cheng, P. Wang, Z. Zheng, Y. Dai and B. Huang, Improved Photocatalytic CO₂ and Epoxides Cycloaddition via the Synergistic Effect of Lewis Acidity and Charge Separation over Zn Modified UiO-bpydc, *Appl. Catal., B*, 2022, **301**, 120793.

