



Cite this: *Green Chem.*, 2025, **27**, 3284

Batch and flow synthesis of sulfides and sulfoxides using green solvents and oxidant through visible-light photocatalysis†

Jin Park,^{‡b} Su Hyeon Kim,^{‡b} Jun-Young Cho,^{‡c} Shafrizal Rasyid Atriardi,^{ID a} Jae-Young Kim,^b Hanifah Mardhiyah,^a Boyoung Y. Park,^{ID *c} and Sang Kook Woo,^{ID *a}

Herein, we report an environmentally friendly, one-pot, scalable method for the synthesis of sulfides and sulfoxides *via* photocatalyzed C–C bond-formation and oxidation. Employing mild photoredox conditions, green solvents, and oxygen as the oxidant, the approach is sustainable and efficient. The integration of a microreactor-based flow system enabled large-scale production, addressing the typical scalability issues of photocatalytic and liquid–gas phase reactions. Mechanistic studies confirmed that C–C bond formation occurs *via* an α -thiomethyl radical through a single-electron transfer (SET) pathway, while oxidation involves both SET and energy transfer (EnT) mechanisms.

Received 12th November 2024,
 Accepted 18th February 2025

DOI: 10.1039/d4gc05769d

rsc.li/greenchem

Green foundation

1. This method is a sustainable synthetic approach that employs mild, atom-economical reaction conditions with green solvents and oxidant, facilitated by visible-light photocatalysis. Additionally, we improved the scalability and reproducibility of photocatalytic and liquid–gas phase reactions through a flow system, making them suitable for large-scale synthesis while minimizing waste and environmental impact.
2. This method employed ethanol and water as reaction solvents, with oxygen from the air serving as the oxidant. The green metrics exhibited notably high values, with AE (61%), AEF (58%), and RME (64%). Under alkene, catalyst, and solvent reuse conditions, an *E*-factor of 9.6 and a PMI of 10.6 were achieved.
3. Through further research, we aim to enhance the sustainability of the reaction conditions by optimizing alkene, catalyst, and solvent reuse strategies in flow chemistry while also expanding the scope of this methodology to include sulfone synthesis.

Introduction

Sulfur-containing compounds, including sulfides, sulfoxides, and sulfones, are found in a wide range of natural products, bioactive compounds, pharmaceuticals, pesticides, and functional organic materials.¹ Generally, sulfides are formed through alkylation, arylation, and thiol–ene reactions of

thiols² and can be transformed into sulfoxides and sulfones *via* oxidation.³ Additionally, sulfoxides and sulfones can be structurally diversified through sulfoxidation⁴ and sulfonylation⁵ of their simpler forms.

Over the past two decades, visible-light photocatalytic reactions have garnered significant attention as environmentally friendly synthetic approaches.⁶ This includes various photocatalytic reactions for the synthesis and functionalization of sulfur-containing compounds. Sulfides have been synthesized through addition reactions between alkenes and thiyl radicals⁷ or α -alkylthiomethyl radicals,⁸ which are generated during photocatalysis. The oxidative generation of sulfoxides and sulfones has been investigated similarly to conventional syntheses.⁹ In particular, in the case of sulfones, a three-component reaction of alkyl radical precursors, SO₂ surrogates, and alkenes under photocatalytic conditions has been developed to synthesize complex sulfones from simple starting materials.¹⁰

^aDepartment of Chemistry and Chemistry Institute for Functional Materials, Pusan National University, Busan 46241, Korea. E-mail: skwoo@pusan.ac.kr

^bDepartment of Chemistry, University of Ulsan, 93 Daehak-Ro, Nam-Gu, Ulsan 44610, Korea

^cDepartment of Fundamental Pharmaceutical Science, College of Pharmacy, Kyung Hee University, Seoul 02447, South Korea. E-mail: boyoungy.park@khu.ac.kr

†Electronic supplementary information (ESI) available. See DOI: <https://doi.org/10.1039/d4gc05769d>

‡These authors contributed equally to this work.



In contrast to sulfides and sulfones, the synthesis of complex sulfoxides from simple starting materials through bond-forming reactions has rarely been reported (Scheme 1a).¹¹ Therefore, the synthesis of sulfoxides *via* bond-forming reactions under mild reaction conditions is an important challenge in organic synthesis.

We devised a strategy to synthesize complex and diverse sulfoxide derivatives through functionalization at the α -position of sulfoxides in milder and greener conditions. Previous studies have reported approaches utilizing the α -sulfinyl anion as a key intermediate, wherein the sulfoxide ($pK_a \approx 33$)^{4c} is deprotonated at the α -position, and then alkylated by reacting with an electrophile such as an alkyl halide,^{4a, b} aldehyde,¹² or alkene.¹³ However, owing to the lower acidity of the α -proton of sulfoxides compared with that of ketones and sulfones, strong bases such as lithium diisopropylamide or *n*-BuLi are required. The resulting sulfinyl anions are unstable and sensitive to moisture, making them difficult to handle. In 2013, Walsh and co-workers reported an arylation at the α -position of the sulfoxide with aryl halides using a palladium catalyst and alkoxide base.^{4c} However, this method could not introduce alkyl groups and required high-temperature conditions (Scheme 1b).

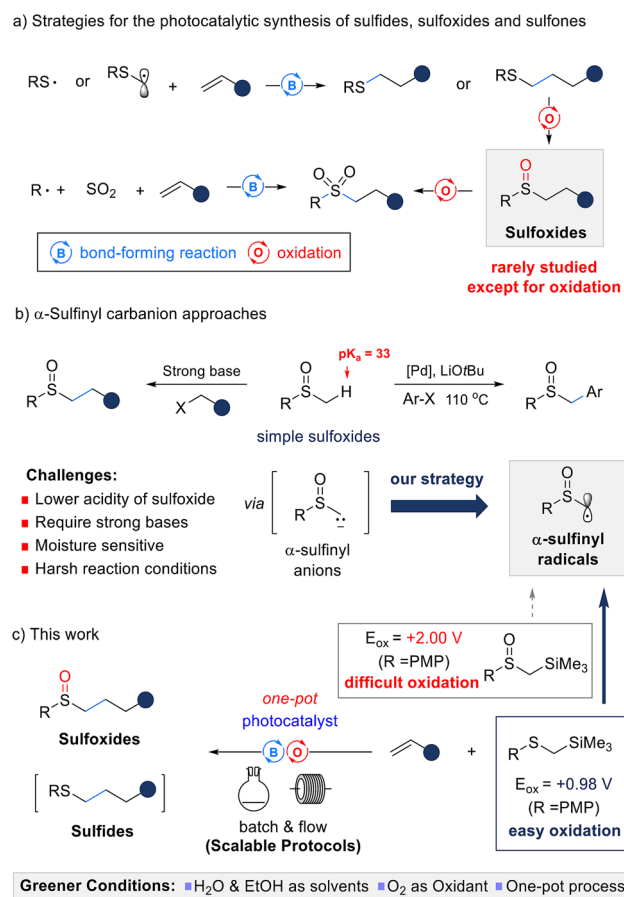
Our goal was to develop an environmentally friendly and scalable method for the synthesis of sulfoxides. We considered α -sulfinyl radicals¹⁴ as key intermediates, serving as a synthetic equivalent to α -sulfinyl anions that are less sensitive to moisture and do not require strong bases. This allows milder reaction conditions, easier handling, and greater suitability for large-scale production. Our research group has developed organosilicon compounds as radical precursors to generate various alkyl radicals *via* photoredox catalysis.¹⁵ The introduction of an alkyl silyl group facilitates oxidation through the β -silicon effect, and the alkyl silyl cation acts as a good leaving group, facilitating the formation of alkyl radicals. However, α -trimethylsilyl sulfoxides still have a high oxidation potential ($E_{ox} \approx +2.0$ V vs. SCE), making them unsuitable as α -sulfinyl radical precursors. To address this challenge, we plan to use α -trimethylsilyl thioethers, which have a lower oxidation potential ($E_{ox} \approx +1.0$ V vs. SCE) and are more easily oxidized. These thioethers will act as α -sulfinyl radical surrogates, enabling the desired sulfoxides to be synthesized through photocatalyzed, one-pot C–C bond formation and oxidation (Scheme 1c).

To achieve these goals, we aimed to use oxygen as an oxidant, employ green solvents,¹⁶ and establish scalable conditions for large-scale production. However, when conducting photocatalytic liquid–gas reactions in a batch system, reactivity is usually significantly reduced as the scale increases. This decrease in reactivity can be attributed to the characteristics of photocatalytic multiphase reactions, where longer light penetration results in uneven and low photon concentrations, and the enlarged headspace between the liquid and gas phases leads to reduced mass transfer.¹⁷ To overcome these limitations, we have integrated photocatalytic liquid–gas reactions into a flow system, making large-scale production feasible. Although the application of photocatalytic liquid reactions in flow systems is relatively straightforward, reactions involving gases pose a significant challenge. Using a microreactor, we can maintain a uniform and high photon concentration, significantly reduce the headspace between the liquid and gas phases, and increase gas solubility through easy pressure control. Ultimately, this enhances reactivity and reproducibility, enabling large-scale production.

In this paper, we present an environmentally friendly and scalable method for the synthesis of sulfoxides *via* photocatalyzed C–C bond formation and oxidation. This method enables the synthesis of diverse sulfides and sulfoxides through a controlled one-pot process. By employing mild reaction conditions, green solvents, and oxygen as an oxidant, we established a sustainable approach. Furthermore, the integration of an efficient flow system enabled us to overcome the scalability limitations inherent in photocatalytic and liquid–gas phase reactions.

Results and discussion

In our initial study, we investigated the Giese addition of PMPSCH₂TMS **1a** and acrylonitrile **2a** in the C–C bond-



Scheme 1 Synthetic approaches for sulfur-containing compounds.



Table 1 Optimization of the reaction conditions for sulfide **3a** and sulfoxide **4a**^a

Entry	Catalyst (mol%)	2a (equiv.)	Solvent (0.1 M)	Additive (equiv.)	Oxidant	Time (h)	Yield ^b (%) 3a/4a	By-product ^c (%) 1a-I
1	1	2.0	MeCN	—	—	14	36/nd	43
2	1	2.0	EtOAc	—	—	14	30/nd	52
3	1	2.0	MeOH	—	—	14	50/nd	35
4	1	2.0	MeOH	NaHCO ₃ (1)	—	2	75/nd	nd
5	1	2.0	EtOH	NaHCO ₃ (1)	—	3	66/nd	nd
6	1	2.0	EtOH/H ₂ O (5 : 1) ^d	NaHCO ₃ (1)	—	3	85/nd	nd
7	1	2.0	EtOH/H ₂ O (5 : 1) ^d	NaHCO ₃ (1)	Air ^e	3/16	nd/75	nd
8	1	2.0	EtOH/pH 9 buffer (5 : 1) ^d	—	—	3	95/nd	nd
9	0.5	2.0	EtOH/pH 9 buffer (5 : 1) ^d	—	—	4	92/nd	nd
10	0.1	2.0	EtOH/pH 9 buffer (5 : 1) ^d	—	—	20	86/nd	nd
11	0.5	1.5	EtOH/pH 9 buffer (5 : 1) ^d	—	—	8	58/nd	nd
12	0.5	1.2	EtOH/pH 9 buffer (5 : 1) ^d	—	—	20	30/nd	nd
13	0.5	2.0	EtOH/pH 9 buffer (5 : 1) ^d	—	Air ^e	4/6	nd/95	nd
14	—	2.0	EtOH/pH 9 buffer (5 : 1) ^d	—	—	4	nd/nd	nd
15 ^f	0.5	2.0	EtOH/pH 9 buffer (5 : 1) ^d	—	—	4	nd/nd	nd

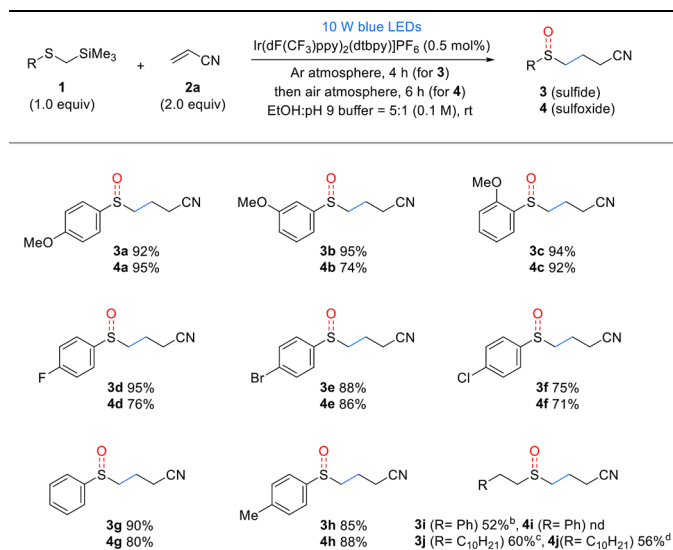
^a Reaction conditions: **1a** (0.2 mmol), **2a** (quantity noted), catalyst (quantity noted), and solvent (0.1 M) irradiated with 10 W blue LED (452 nm) at room temperature under argon in a pressure tube. ^b Isolated yield determined by flash column chromatography. ^c NMR yield using styrene as internal standard. ^d The solvent ratio is expressed as volume/volume (v/v). ^e After **1a** was consumed, the reaction tube was left open in air. ^f In the absence of light source. nd = not detected.

forming reaction (Table 1). PMPSC₂TMS **1a** ($E_{\text{ox}} = +0.98$ V vs. SCE in MeCN) was chosen as a radical precursor owing to its low oxidation potential, which allows for facile oxidation and the generation of an α -thioalkyl radical. Based on the oxidation potential of the substrate and previous research findings,^{15f} we selected Ir(dF(CF₃)ppy)₂(dtbbpy) (Ir(III)/Ir(II) = +1.21 V vs. SCE) as the photocatalyst. Fortunately, under blue LED irradiation in acetonitrile, the iridium catalyst efficiently facilitated the Giese reaction, resulting in the formation of the sulfide product in 36% yield (Table 1, entry 1). To develop an environmentally friendly reaction, we explored various green solvents and found that methanol provided 50% yield (Table 1, entry 3). However, the desilylation byproduct PMPSC₃ **1a-I** was formed, and the yield did not further improve. We hypothesized that PMPSC₃ **1a-I** was formed *via* the protonation of the α -thioalkyl radical. Assuming that a slight increase in the pH of the reaction solution could prevent protonation, we used mildly basic NaHCO₃, which increased the yield to 75% and decreased the reaction time (Table 1, entry 4). However, when ethanol was used as the solvent, the yield decreased to 66% owing to the lower solubility of NaHCO₃ in ethanol (Table 1, entry 5). To address this issue, we used a 5 : 1 mixture of ethanol and water as the cosolvent, which resolved the solubility problem and increased the yield to 85% (Table 1, entry 6). Next, we examined the one-pot Giese addition and oxidation reactions by opening the reaction tube to air after the Giese reaction was complete. Consequently, the argon atmosphere was replaced with air, and we fortuitously obtained sulfoxide **3a** in 75% yield (Table 1, entry 7). To develop more practical

reaction conditions, we replaced NaHCO₃ with a buffer solution at pH 9 mixed with ethanol in a 5 : 1 volume ratio, which increased the yield of **3a** to 95% (Table 1, entry 8). By reducing the catalyst loading from 1 to 0.5 mol% and extending the reaction time to 4 h, **3a** was obtained in excellent yield (92%; Table 1, entry 9). However, further reducing the catalyst loading to 0.1 mol% necessitated a prolonged reaction time of 20 h to achieve a yield of 86% (Table 1, entry 10). Considering both efficiency and cost, we opted for a catalyst loading of 0.5 mol% as the optimal condition. As reducing the amount of acrylonitrile **2a** significantly lowered the yield, we used 2.0 equiv. **2a**. Under the optimized conditions for sulfide (Table 1, entry 9), followed by the introduction of an air atmosphere for an additional 6 h, an excellent yield of 95% was achieved for sulfoxide **4a** (Table 1, entry 13). Finally, we confirmed that the reaction did not proceed in the absence of light or a photocatalyst, demonstrating that both were essential to the reaction (Table 1, entries 14 and 15). Through this optimization, we successfully developed a green solvent- and oxidant-based method for synthesizing sulfides and sulfoxides *via* one-pot C–C bond formation and oxidation.

The substrate scope of α -silyl sulfides **1** was evaluated under the optimized reaction conditions (Table 2). Electron-rich methoxy-substituted aryl groups in α -silyl sulfides **1a-c** exhibited good reactivity regardless of the substitution position (*ortho*, *meta*, or *para*), yielding sulfide products **3a-c** in excellent yields. However, in the one-pot sulfoxide synthesis, the *meta*-methoxy aryl substrate **1b** afforded lower sulfoxide yields than the *ortho*- and *para*-methoxy aryl substrates **1a** and

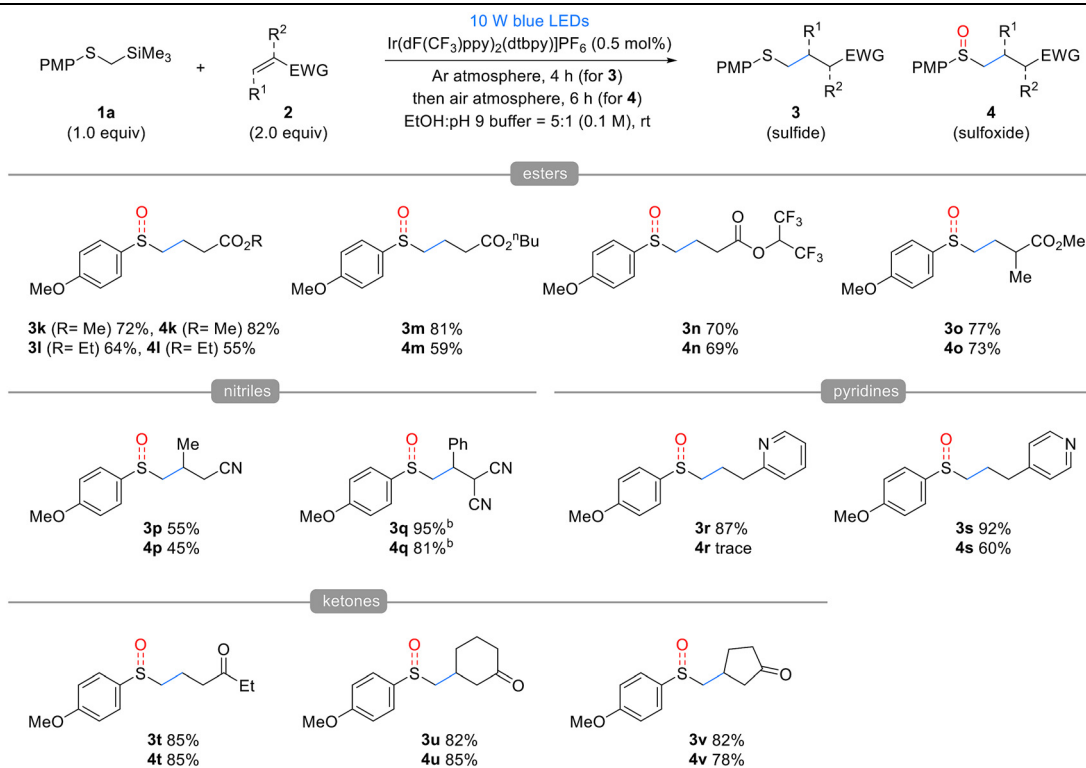


Table 2 Substrate scope of various α -silylthioethers **1**^a

^a Reaction conditions as given in Table 1, entry 9 for sulfide **3**, entry 13 for sulfoxide **4**; reported yields are for isolated material. ^b 1 mol% catalyst and MeOH (1 M), 16 h. ^c 2 mol% catalyst and MeOH (0.1 M), 32 h. ^d 16 h, see ESI† for details.

c. These results indicate that sulfides **3** formed *via* the Giese addition are more difficult to oxidize than the α -silyl sulfides **1**, making them more sensitive to the electronic properties of the substituents. α -Silyl sulfides containing halogens in the aryl group also reacted efficiently, yielding sulfides **3d-f** and sulfoxides **4d-f** in good yields. However, the fluorine-substituted derivative **1d** produced a slightly lower sulfoxide **4d** yield than sulfide **3d** yield. Phenyl- and tolyl-substituted substrates **1g,h** were similarly well tolerated, affording high yields of the corresponding sulfides **3g,h** and sulfoxides **4g,h**. However, sterically hindered substrates such as mesityl- and 1-naphthyl-substituted α -trimethylsilyl thioethers exhibited low yields or no reaction under the same conditions (see details in the ESI†). By contrast, the alkyl-substituted substrate **1i** exhibited decreased reactivity. Although it produced the corresponding sulfide **3i** in moderate yields, it failed to yield the desired sulfoxide, suggesting that the oxidation step is more challenging for alkyl-substituted substrates than aryl-substituted substrates owing to the electronic properties of the former. For another alkyl-substituted substrate **1j**, the corresponding sulfide **3j** and sulfoxide **4j** were obtained in moderate yields by extending the reaction time and increasing the catalyst loading.

Next, the substrate scope of the Michael acceptors **2** was evaluated under the optimized reaction conditions (Table 3). Various α,β -unsaturated esters, such as methyl, ethyl, *n*-butyl acrylate, and hexafluoroisopropyl, demonstrated good reactiv-

Table 3 Substrate scope of various Michael acceptors **2**^a

^a Reaction conditions as given in Table 1, entry 9 for sulfide **3** and entry 13 for sulfoxide **4**; reported yields are for isolated material. ^b 1 mol% catalyst and MeOH (0.1 M) solvent, 16 h. See ESI† for details.



ity, and both corresponding sulfide products **3k–n** and sulfoxide products **4k–n** were obtained in good yields. Additionally, methyl methacrylate, when substituted at the α -position of the α,β -unsaturated ester, barely affected the reactivity, yielding results similar to the unsubstituted substrate. Afterwards, we used the developed method to investigate the effect of β -substitution in Michael acceptors. Crotonitrile **2p**, a β -methyl acrylonitrile, exhibited low reactivity and yields, following a similar trend to Giese reactions. However, benzalmalononitrile **2q**, a highly activated Michael acceptor containing a dinitrile, produced sulfide **3q** and sulfoxide **4q** in excellent yields using 1 mol% catalyst and methanol as the solvent, despite the β -phenyl substituent. In this reaction, 2- and 4-vinyl pyridines acted as effective Michael acceptors, producing the corresponding sulfides **3r** and **3s** in high yields. However, oxidation of the resulting sulfides was inhibited by pyridine, with 2-vinyl pyridine producing only trace amounts of sulfoxide and 4-vinyl pyridine, resulting in a reduced yield. Lastly, α,β -unsaturated ketones also served as effective Michael acceptors in the developed reaction. In particular, cyclic enones such as cyclohexenone **2u** and cyclopentenone **2v**, despite having substituents at the β -position, did not exhibit the reactivity drop observed with crotonitrile **2p** owing to their *Z*-alkene configuration, which allowed for the formation of both sulfides and sulfoxides in excellent yields. However, vinyl phenyl sulfone, dimethyl maleate, maleonitrile, and *N*-cyclohexylmaleimide failed to yield the desired products (see details in the ESI†).

Performing photocatalytic multiphase reactions in a batch system, particularly during a scaled-up process, can present significant challenges. For photochemical reactions, as the size of the batch reactor increases, a longer distance between the light source and reaction solution can lead to uneven

irradiation, resulting in insufficient photon concentration. In the case of multiphase reactions on a larger scale, the interfacial area per unit volume can decrease, reducing mass transfer between the liquid and gas phases. To address these challenges, we introduced a flow system. This system, which utilizes microreactors for mass production, maintains a short distance between the light source and reactants to maintain a uniform and high photon concentration. Furthermore, by using a back-pressure regulator for easy pressure control, the liquid and gas are continuously mixed at a consistent ratio while maintaining a low headspace and high solubility of the oxygen gas.

Initially, the reaction conditions for the synthesis of sulfide **3a** in the flow process were optimized based on the conditions

Table 5 Selected substrate scope in flow process^a

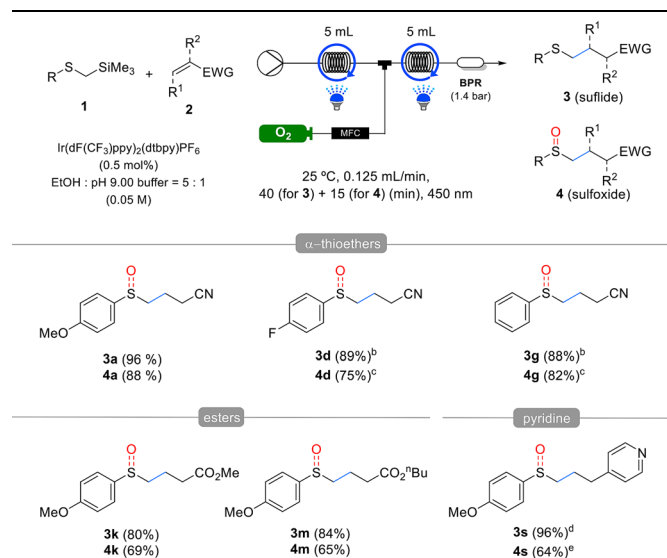
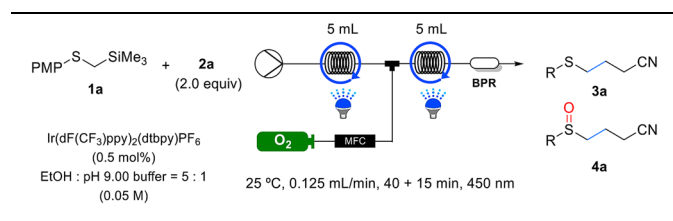


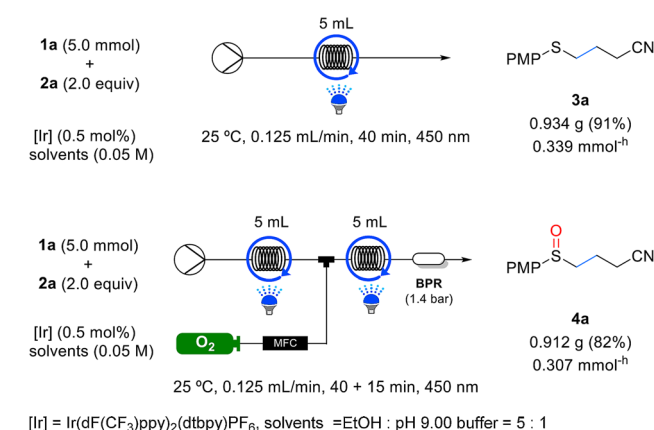
Table 4 Optimization of the reaction conditions for sulfoxide **4a** in flow process^a



Entry	Set gas flow (mL min ⁻¹)	BPR ^b (bar)	System pressure (bar)	Yield (%) 3a/4a ^c
1	7.0	2.8	3.6	35/44
2	5.0	2.8	3.3	14/75
3	3.0	2.8	—	Backflow into gas line
4	2.0	1.4	2.1	2/87
5	1.7	1.4	2.1	—/90 (88) ^d
6	1.3	1.4	1.5	7/83

^a Reaction conditions: **1a** (0.2 mmol), **2a** (2.0 equiv.) catalyst (0.5 mol%), solvent (0.05 M), flow rate (0.125 mL min⁻¹), and temperature (25 °C). ^b Pressure setting of the backpressure regulator components. ^c Yield determined by ¹H NMR analysis of the crude mixture using 1,3-benzodioxole as the internal standard. ^d Isolated yield determined using flash column chromatography.

^a Unless otherwise noted, reactions were carried out using the conditions given in Table 4, entry 5; all yields are isolated yields determined using flash column chromatography. ^b 0.1 M, 80 + 15 min. ^c 0.1 M, 80 + 15 min, 1.3 mL min⁻¹. ^d 0.1 M, 50 min. ^e 0.1 M, 50 + 15 min, and 1.0 mL min⁻¹.



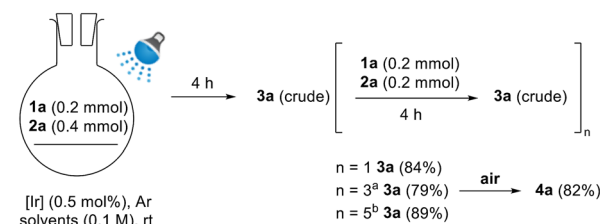
Scheme 2 Gram-scale reaction in flow process.



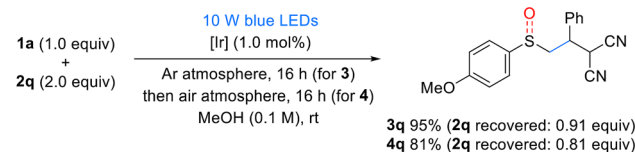
excited-state iridium photocatalyst can oxidize **1a** *via* single-electron transfer (SET) to form the cationic radical **1a**⁺, which then undergoes desilylation to produce the α -thiomethyl radical **I**. This step was validated by luminescence quenching and TEMPO-mediated radical trapping experiments (see details in the ESI†, Scheme 3a). Furthermore, we measured the oxidation potential of **1a**, which was found to be +0.98 V *vs.* SCE in MeCN, indicating that it can be oxidized by the excited-state Ir(dF(CF₃)ppy)₂(dtbpy) photocatalyst (Ir(III)*/Ir(II) = +1.21 V *vs.* SCE). The generated α -thiomethyl radical **I** adds to acrylonitrile **2a**, forming the radical intermediate **II**, which is then reduced by the Ir(II) photocatalyst (Ir(III)/Ir(II) = -1.37 V *vs.* SCE) to produce the anionic intermediate **III**. Subsequently, this intermediate is protonated by the solvent to yield the sulfide product **3a**. The protonation process was confirmed using methanol-D as the solvent; 100% of the deuterium was incorporated, indicating that the proton originated from the solvent (Scheme 3b). We additionally measured the quantum yields for sulfide synthesis step in both batch and flow reactions. In both cases, the quantum yields were greater than 1, with the batch reaction ($\Phi \approx 3$) and the flow reaction ($\Phi > 7$). While the chain propagation pathway within the mechanism remains unclear, its involvement cannot be definitively excluded (see details in the ESI†). The oxidation of sulfide **3a** to sulfoxide **4a** can occur under photocatalytic conditions in the presence of oxygen. In this process, oxygen can facilitate oxidation either through the generation of a superoxide anion *via* SET, or through the formation of singlet oxygen *via* energy transfer (EnT). The possible oxidation pathways were validated through controlled experiments (Scheme 3d). In the SET pathway, the oxidation of sulfide **3a** and the generation of superoxide are essential. This process is feasible based on the redox potentials of the photocatalyst, sulfide (**3a**, $E_{\text{ox}} = +1.13$ V *vs.* SCE in MeCN), and oxygen. The use of a sulfide oxidation inhibitor, 1,4-dimethoxybenzene,^{9c} and a superoxide quencher, benzoquinone,¹⁸ resulted in significant suppression or complete cessation of the oxidation process (Scheme 3d, entries 2 and 3). These results indicate that the SET pathway is a suitable route for oxidation. Generation of singlet oxygen is essential for the EnT pathway. Ir(dF(CF₃)ppy)₂(dtbpy) is a well-known, effective EnT photocatalyst for converting triplet oxygen into singlet oxygen.¹⁹ We conducted controlled experiments to quench the generated singlet oxygen using DABCO²⁰ and NaN₃,^{11b} which resulted in significant suppression or complete cessation of the oxidation process (Scheme 3d, entries 4 and 5). Based on these results, we propose that sulfide oxidation proceeds *via* both SET and EnT pathways. Lastly, the potential byproduct PMPSC₃ **1a-I** did not form any sulfide **3a** product under the standard reaction conditions (Scheme 3e). This confirms that the key intermediate, α -thiomethyl radical **I**, is generated from **1a** rather than **1a-I** in the Giese addition reaction.

To enhance the efficiency of the developed reaction, we conducted experiments on the reuse and recovery of reactants, solvents, and catalysts (Scheme 4). To evaluate the reusability, a reaction system was designed as shown in Scheme 4a. After one reaction cycle, 1 equivalent each of **1a** and **2a** was added,

a) alkene, catalyst, and solvent re-use experiments



b) alkene recovery experiments



Scheme 4 Reusability and recovery of reaction components ^a After $n = 1$, 0.5 mol% of [Ir] was added. ^b After $n = 1$ and $n = 3$, 0.5 mol% of [Ir] was added each time. [Ir] = Ir(dF(CF₃)ppy)₂(dtbpy)PF₆ (0.5 mol%), solvents = EtOH : pH = 9 buffer (5 : 1). See ESI† for details.

yielding **3a** with a slightly reduced yield of 84% compared to the original reaction ($n = 1$). An additional 0.5 mol% of catalyst was introduced after every two reaction cycles, resulting in a yield of 79% after four cycles ($n = 3$) and 89% after six cycles ($n = 5$). Furthermore, after four cycles ($n = 3$), oxidation under aerobic conditions yielded sulfoxide **4a** in a high yield of 82%. Next, alkene recovery experiments were conducted. Benzylidenemalononitrile (BMN, **2q**) was recovered in high yields after the synthesis of sulfides and sulfoxides (Scheme 4b). These experiments established an efficient process for the reuse of reagents and solvent, thereby validating the sustainability of the developed reaction system.

To evaluate the green chemistry aspects of the developed reaction, we calculated key green chemistry metrics, including Atom Economy (AE), Atom Efficiency (AEf), Reaction Mass Efficiency (RME), E -factor, and Process Mass Intensity (PMI) (Table 6).²¹ The metrics showed notably high values, with AE (61%), AEf (58%), and RME (64%), compared to previously reported methods.^{4c,11a} However, due to the use of 0.1 M solvent concentration, the solvent-inclusive metrics, E -factor (31.6) and PMI (32.3), were slightly higher than those in prior studies. By employing the developed alkene, catalyst, and solvent re-use strategy, we significantly improved the metrics, achieving an E -factor of 9.6 and a PMI of 10.6 (see details in the ESI†).

Table 6 Calculations of green chemistry metrics

Work of different groups	AE (%)	AEf (%)	RME (%)	E -Factor	PMI	Ref.
Our work	61.15	58.10	63.80	31.59	32.29	—
Our work (re-use condition)	76.28	62.55	62.54	9.60	10.60	—
Walsh group	35.21	33.45	27.08	23.78	24.78	4c
Jiang group	12.18	10.00	9.98	18.84	19.90	11a



Conclusions

In summary, we have developed an environmentally friendly and scalable synthetic method for both sulfides and sulfoxides through photocatalyzed, controllable one-pot C–C bond formation and oxidation. The optimized reaction conditions, utilizing mild photoredox conditions, green solvents, and oxygen as the oxidant, provided a sustainable approach to C–C bond formation and oxidation. Moreover, the integration of a micro-reactor-based flow system enables the scalable application of photocatalytic and liquid–gas phase reactions. Mechanistic studies revealed that C–C bond formation proceeds *via* an α -thiomethyl radical generated through a SET pathway, while the oxidation step involves both SET and EnT mechanisms. This methodology, with its use of green solvents and minimal catalyst loading, offers a promising solution for sustainable, large-scale sulfide and sulfoxide production, and has significant potential for broader applications in synthetic organic chemistry.

Data availability

The data supporting this article have been included as part of the ESI.†

Conflicts of interest

There are no conflicts to declare.

Acknowledgements

This work was supported by the National Research Foundation of Korea (NRF) grant funded by the Korea government (MSIT) (NRF-2022R1A2C1005108, and 2021R1A4A3022415).

References

- (a) P. Devendar and G.-F. Yang, *Top. Curr. Chem.*, 2017, **375**, 82; (b) K. A. Scott and J. T. Njardarson, *Top. Curr. Chem.*, 2018, **376**, 5; (c) D. Kaiser, I. Klose, R. Oost, J. Neuhaus and N. Maulide, *Chem. Rev.*, 2019, **119**, 8701–8780; (d) S. Han, *Bull. Korean Chem. Soc.*, 2023, **44**, 172–201; (e) Y. Kim, S. Y. Kim and S.-G. Kim, *Bull. Korean Chem. Soc.*, 2023, **44**, 619–628; (f) S. Na and A. Lee, *Bull. Korean Chem. Soc.*, 2023, **44**, 921–925; (g) A. S. Anderton, O. J. Knowles, J. A. Rossi-Ashton and D. J. Procter, *ACS Catal.*, 2024, **14**, 2395–2401.
- (a) C. E. Hoyle and C. N. Bowman, *Angew. Chem., Int. Ed.*, 2010, **49**, 1540–1573; (b) A. K. Sinha and D. Equbal, *Asian J. Org. Chem.*, 2019, **8**, 32–47; (c) F. Abedinifar, S. Bahadorikhalili, B. Larijani, M. Mahdavi and F. Verpoort, *Appl. Organomet. Chem.*, 2022, **36**, e6482.
- (a) S. Choi, J.-D. Yang, M. Ji, H. Choi, M. Kee, K.-H. Ahn, S.-H. Byeon, W. Baik and S. Koo, *J. Org. Chem.*, 2001, **66**, 8192–8198; (b) K. Kaczorowska, Z. Kolarska, K. Mitka and P. Kowalski, *Tetrahedron*, 2005, **61**, 8315–8327; (c) B. Karimi, M. Ghoreishi-Nezhad and J. H. Clark, *Org. Lett.*, 2005, **7**, 625–628; (d) C. O. Kinen, L. I. Rossi and R. H. de Rossi, *Green Chem.*, 2009, **11**, 223–228; (e) K. A. Stingl and S. B. Tsogoeva, *Tetrahedron: Asymmetry*, 2010, **21**, 1055–1074.
- (a) P. Pitchen, C. J. France, I. M. McFarlane, C. G. Newton and D. M. Thompson, *Tetrahedron Lett.*, 1994, **35**, 485–488; (b) G. Solladie, F. Colobert and F. Somny, *Tetrahedron Lett.*, 1999, **40**, 1227–1228; (c) T. Jia, A. Bellomo, K. E. L. Baina, S. D. Dreher and P. J. Walsh, *J. Am. Chem. Soc.*, 2013, **135**, 3740–3743; (d) G. Ludwig, T. Ruffer, A. Hoppe, T. Walther, H. Lang, S. G. Ebbinghaus and D. Steinborn, *Dalton Trans.*, 2015, **44**, 5323–5330.
- (a) J. Choi, P. Martín-Gago and G. C. Fu, *J. Am. Chem. Soc.*, 2014, **136**, 12161–12165; (b) T. Knauber and J. Tucker, *J. Org. Chem.*, 2016, **81**, 5636–5648.
- (a) J. M. R. Narayanam and C. R. J. Stephenson, *Chem. Soc. Rev.*, 2011, **40**, 102–113; (b) C. K. Prier, D. A. Rankic and D. W. C. MacMillan, *Chem. Rev.*, 2013, **113**, 5322–5363; (c) S. Fukuzumi and K. Ohkubo, *Org. Biomol. Chem.*, 2014, **12**, 6059–6071; (d) R. A. Angnes, Z. Li, C. R. D. Correia and G. B. Hammond, *Org. Biomol. Chem.*, 2015, **13**, 9152–9167; (e) N. A. Romero and D. A. Nicewicz, *Chem. Rev.*, 2016, **116**, 10075–10166; (f) M. H. Shaw, J. Twilton and D. W. C. MacMillan, *J. Org. Chem.*, 2016, **81**, 6898–6926; (g) S. Crespi and M. Fagnoni, *Chem. Rev.*, 2020, **120**, 9790–9833; (h) J. D. Bell and J. A. Murphy, *Chem. Soc. Rev.*, 2021, **50**, 9540–9685; (i) S. R. Atriardi and S. K. Woo, *Aldrichimica Acta*, 2023, **56**, 25–33; (j) A. T. Nguyen, H. Kang, T. G. Luu, S.-E. Suh and H.-K. Kim, *Bull. Korean Chem. Soc.*, 2024, **45**, 738–758.
- (a) E. L. Tyson, M. S. Ament and T. P. Yoon, *J. Org. Chem.*, 2013, **78**, 2046–2050; (b) M. H. Keylor, J. E. Park, C.-J. Wallentin and C. R. J. Stephenson, *Tetrahedron*, 2014, **70**, 4264–4269; (c) E. L. Tyson, Z. L. Niemeyer and T. P. Yoon, *J. Org. Chem.*, 2014, **79**, 1427–1436.
- (a) Y. Li, K. Miyazawa, T. Koike and M. Akita, *Org. Chem. Front.*, 2015, **2**, 319–323; (b) E. Alfonzo and S. M. Hande, *ACS Catal.*, 2020, **10**, 12590–12595; (c) E. Alfonzo and S. M. Hande, *Org. Lett.*, 2021, **23**, 6115–6120; (d) O. J. Knowles, L. O. Johannissen, G. E. M. Crisenza, S. Hay, D. Leys and D. J. Procter, *Angew. Chem., Int. Ed.*, 2022, **61**, e202212158; (e) M. J. Rourke, C. T. Wang, C. R. Schull and K. A. Scheidt, *ACS Catal.*, 2023, **13**, 7987–7994.
- (a) C. Ye, Y. Zhang, A. Ding, Y. Hu and H. Guo, *Sci. Rep.*, 2018, **8**, 2205; (b) Y. Li, S. A.-e.-A. Rizvi, D. Hu, D. Sun, A. Gao, Y. Zhou, J. Li and X. Jiang, *Angew. Chem., Int. Ed.*, 2019, **58**, 13499–13506; (c) C. Li, N. Mizuno, K. Murata, K. Ishii, T. Suenobu, K. Yamaguchi and K. Suzuki, *Green Chem.*, 2020, **22**, 3896–3905; (d) W. Zhao, C. Yang, J. Huang, X. Jin, Y. Deng, L. Wang, F. Su, H. Xie, P. K. Wong and L. Ye, *Green Chem.*, 2020, **22**, 4884–4889.
- (a) T. Liu, Y. Ding, X. Fan and J. Wu, *Org. Chem. Front.*, 2018, **5**, 3153–3157; (b) T. Liu, Y. Li, L. Lai, J. Cheng, J. Sun



- and J. Wu, *Org. Lett.*, 2018, **20**, 3605–3608; (c) G. Qiu, L. Lai, J. Cheng and J. Wu, *Chem. Commun.*, 2018, **54**, 10405–10414.
- 11 (a) Y. Li, M. Wang and X. Jiang, *ACS Catal.*, 2017, **7**, 7587–7592; (b) D. H. Kim, J. Lee and A. Lee, *Org. Lett.*, 2018, **20**, 764–767.
- 12 S. Kusuda, Y. Ueno and T. Toru, *Tetrahedron*, 1994, **50**, 1045–1062.
- 13 J.-L. Marco, I. Fernandez, N. Khiar, P. Fernandez and A. Romero, *J. Org. Chem.*, 1995, **60**, 6678–6679.
- 14 A. Nishida, M. Nishida and O. Yonemitsu, *Tetrahedron Lett.*, 1990, **31**, 7035–7038.
- 15 (a) N. Khatun, M. J. Kim and S. K. Woo, *Org. Lett.*, 2018, **20**, 6239–6243; (b) A. Gontala and S. K. Woo, *Adv. Synth. Catal.*, 2020, **362**, 3223–3228; (c) S. B. Nam, N. Khatun, Y. W. Kang, B. Y. Park and S. K. Woo, *Chem. Commun.*, 2020, **56**, 2873–2876; (d) S. R. Atriardi, J.-Y. Kim, Y. Anita and S. K. Woo, *Bull. Korean Chem. Soc.*, 2023, **44**, 50–54; (e) A. Gontala, H. Huh and S. K. Woo, *Org. Lett.*, 2023, **25**, 21–26;
- (f) Y. W. Kang, R. H. Kim, S. R. Atriardi and S. K. Woo, *J. Org. Chem.*, 2023, **88**, 3555–3566.
- 16 D. Prat, J. Hayler and A. Wells, *Green Chem.*, 2014, **16**, 4546–4551.
- 17 (a) M. B. Plutschack, B. Pieber, K. Gilmore and P. H. Seeberger, *Chem. Rev.*, 2017, **117**, 11796–11893; (b) C. A. Hone and C. O. Kappe, *Top. Curr. Chem.*, 2018, **377**, 2; (c) C. Sambiagio and T. Noël, *Trends Chem.*, 2020, **2**, 92–106; (d) A. Sivo, V. Ruta, V. Granata, O. Savateev, M. A. Bajada and G. Vilé, *ACS Sustainable Chem. Eng.*, 2023, **11**, 5284–5292.
- 18 M. Hayyan, M. A. Hashim and I. M. AlNashef, *Chem. Rev.*, 2016, **116**, 3029–3085.
- 19 F. Strieth-Kalthoff, M. J. James, M. Teders, L. Pitzer and F. Glorius, *Chem. Soc. Rev.*, 2018, **47**, 7190–7202.
- 20 K.-J. Liu, J.-H. Deng, J. Yang, S.-F. Gong, Y.-W. Lin, J.-Y. He, Z. Cao and W.-M. He, *Green Chem.*, 2020, **22**, 433–438.
- 21 N. Fantozzi, J.-N. Volle, A. Porcheddu, D. Virieux, F. García and E. Colacino, *Chem. Soc. Rev.*, 2023, **52**, 6680–6714.

