



Cite this: *Dalton Trans.*, 2018, **47**, 1378

Received 12th November 2017,
Accepted 21st December 2017

DOI: 10.1039/c7dt04269h

rs.c.li/dalton

Bi and trinuclear complexes in palladium carboxylate-assisted C–H activation reactions

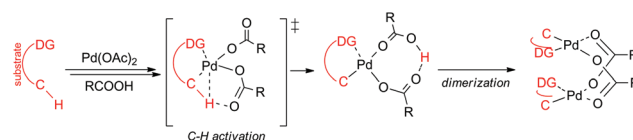
Jiří Váňa, * Jiří Hanusek and Miloš Sedlák

The role of polynuclear species in C–H activations assisted by palladium carboxylates has not been clear so far. The summary of the key findings covering this issue shows its important role under certain conditions. However, much more effort is necessary for a deeper understanding of the whole issue.

The detailed understanding of reactions involving transition metals requires exact knowledge of the structure of reactants, catalytic species and reaction intermediates. Unfortunately, the ability of metals to form polynuclear complexes does not make it straightforward.¹ Thus, most of the reaction schemes use simplified reactions that reduce the mechanism to mononuclear species. Such a simplified view is useful for a basic understanding of the processes occurring during the reactions. However, for further development in the area of transition metal chemistry the precise nature of the key reaction species should be known. We have chosen the C–H activation reactions catalyzed by palladium(II) carboxylates as the illustration of this issue.

Most of the reaction schemes as well as mechanistic studies are based on monopalladium species. Nowadays, the AMLA/CMD (ambiphilic metal–ligand assisted/concerted metalation deprotonation) mechanisms are used for the explanation of the C–H activation step in reactions involving palladium carboxylates (Scheme 1).² In principle, a molecule of substrate coordinates to the palladium carboxylate in the first reaction step. Next, in the concerted step the reaction center is attacked by a palladium atom while one of the coordinating carboxylates starts to make a new bond with the releasing proton. This leads to the formation of monopalladacycles that in most cases dimerize to form stable C–H activated binuclear complexes.³ However, the ability of palladium carboxylates to form polynuclear complexes opens the way for other reaction mechanisms based on bi or trimetallic species.

It can be expected that the nuclearity of the species involved in the reaction pathway is influenced by the nuclearity of starting materials. Thus, the first question to be answered is: what is the structure of the catalyst or precatalyst entering into the reaction with the substrate?



Scheme 1 Simplified reaction mechanism of remote group directed C–H activation reaction.

Structure of palladium(II) carboxylates

Palladium acetate alone or its combination with carboxylic acids occupies one of the leading positions among transition metal catalysts or catalytic systems. In 1965, Wilkinson⁴ proposed and in 1970, Skapski^{5a} determined its structure to be trimeric cyclic $\text{Pd}_3(\text{OAc})_6$ **1** in the solid state (Fig. 1). Subsequent research showed that the trimeric cyclic structure remains preserved in the solution. However, there is possible solvent-dependent equilibration with its monomeric or dimeric form.⁶ Since then, most of the reaction mechanism proposals involve the formation of monopalladium species that enter into further molecular transformations.

However, in the course of time and increasing popularity of palladium acetate chemists observed different reactivities of catalysts dependent on how the palladium acetate was prepared. This nontrivial behavior⁷ led to a series of studies in which a polymeric form and possible impurities formed by substitution of one acetate ligand for OH^- **2a**, OR^- **2b** and NO_2^- **3** were isolated (Fig. 1).⁸ These species showed

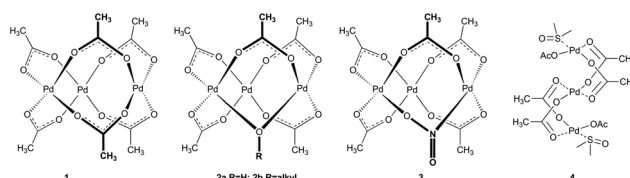


Fig. 1 Products of the reaction of palladium acetate with nucleophiles.

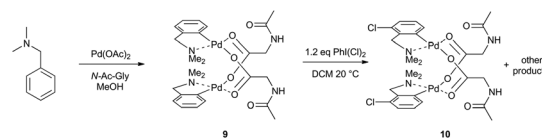
Institute of Organic Chemistry and Technology, Faculty of Chemical Technology,
University of Pardubice, Studentská 573, 53210 Pardubice, Czech Republic.
E-mail: jiri.vana@upce.cz

different reactivities in comparison with pure trimeric cyclic palladium acetate. Further questions concerning the structure and nuclearity of precatalysts arose by the introduction of reaction protocols using the combination of palladium acetate with other carboxylic acids. The most favored is the protocol popularized by Fujiwara using the addition of trifluoroacetic acid (TFA) to the reaction system.⁹ Batsanov showed $\text{Pd}_3(\text{OTFA})_6$ to be a cyclic trimer in the solid phase^{5b} while Wilkinson observed palladium trifluoroacetate to be monomeric in ethylacetate.⁴ Furthermore, the monopalladium $[\text{Pd}(\text{OTFA})_2(\text{HOAc})_2]$, $[\text{Pd}(\text{OTFA})]^+$ and $[(\text{OTFA})_2\text{Pd}(\text{TFA})_3]^+$ complexes were proposed to be active species in different reactions.¹⁰ On the other hand, sequential ligand exchange leading to the formation of cyclic trinuclear $\text{Pd}_3(\text{OTFA})_6$ in dichloromethane was recently described in detail.¹¹ Next, coordinating solvents like DMSO or acetone cause the opening of the cyclic trinuclear species giving the linear ones **4** (Fig. 1) or cause fragmentation to mono and dipalladium species.^{4,12} These observations suggest that the composition and nuclearity of the precatalyst is highly influenced by solvent and the purity of starting materials.

Binuclear species

The existence of palladacycles in binuclear dimeric forms motivated research to study the possibility of C–H activation proceeding *via* binuclear species. Musaev *et al.* in their computational study thoroughly examined the structures of the dimeric palladium acetate catalyst as well as their reactivity in the C–H activation of various substrates.¹³ They found that the C–H activation reaction pathway involving binuclear complexes is a little bit disfavored when compared to the mononuclear one. Next, they explained a preferred formation of dimeric palladacycles from monomeric ones due to ligand interactions (π – π stacking) and bridging acetate interactions.

Different results were shown in the work of Vicente, Jones *et al.*¹⁴ that were further extended by Granel, Martínez *et al.*¹⁵ The authors experimentally studied the C–H activation of primary benzylamines in the solid state and solution (Scheme 2). They showed that the reaction of benzylamine (BnNH_2) with palladium acetate leads to the formation of the monometallic nonactivated precomplex $\text{Pd}(\text{OAc})_2(\text{BnNH}_2)$ **5** that upon treating with palladium acetate dimerizes to the precomplex $[\text{Pd}(\text{OAc})(\mu\text{-OAc})(\text{BnNH}_2)]_2$ **6**. The following C–H activation step proceeds solely on these dimers in a cooperative manner where the metalation by the first palladium atom is the rate limiting step. The C–H activated product is initially



Scheme 3 C–H activation and functionalization of dimethylbenzylamines in the presence of MPAA.

formed in its “open book” form **7** and then transforms to the stable complex **8**.

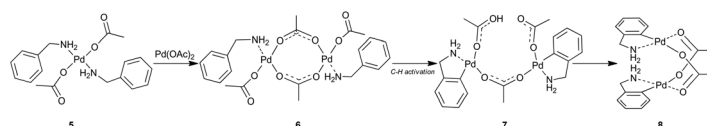
Recently, Musaev, Lewis *et al.* thoroughly examined the effects of mono-*N*-protected amino acids (MPAA) in the C–H activation of dimethylbenzylamines (DMBA-s) (Scheme 3).¹⁶ The binuclear complexes **9** analogous to **8** containing bridging MPAA instead of acetates were synthesized. Furthermore, it was shown that these dimeric complexes in the presence of iodobenzene dichloride undergo subsequent C–H functionalization to give other chlorinated dimeric palladacycles **10**. The fact that a bi-palladium reactant is transformed to a bi-palladium product led authors to computationally examine and compare the potential mononuclear and binuclear reaction pathways. DFT calculations performed on the model 2- CF_3 -DMBA substrate show that cyclopalladation on the dimer occurring *via* two sequential CMD steps is both kinetically and thermodynamically favored over the monomeric pathway. Similar to the work of Granel, Martínez *et al.*¹⁵ the first cyclopalladation is a rate-limiting step and facilitates the second cyclopalladation.

Finally, Henry experimentally showed that contrary to the mononuclear $\text{Na}_2\text{Pd}(\text{OAc})_4$ the binuclear $\text{Na}_2\text{Pd}_2(\text{OAc})_6$ is the active precatalyst in the C–H activation of olefins.¹⁷

Trinuclear complexes

Over time, several complexes containing linear trinuclear palladium carboxylate motifs together with C–H activated ligands have been observed and characterized.^{11,18} These $\text{C}(\text{sp}^2)\text{H}$ and $\text{C}(\text{sp}^3)\text{H}$ activated complexes are summarized in Fig. 2. Analysis of the reaction conditions and stability of the compounds points to several common features.

In all cases, the reaction conditions require a sub-stoichiometric or stoichiometric amount of substrate as compared to the amount of palladium carboxylate. Next, with the exception of olefins, all these complexes are relatively unstable. Finally, in many cases these complexes are found in combination with their binuclear analogues. There are only few studies reporting



Scheme 2 C–H activation of benzylamines.



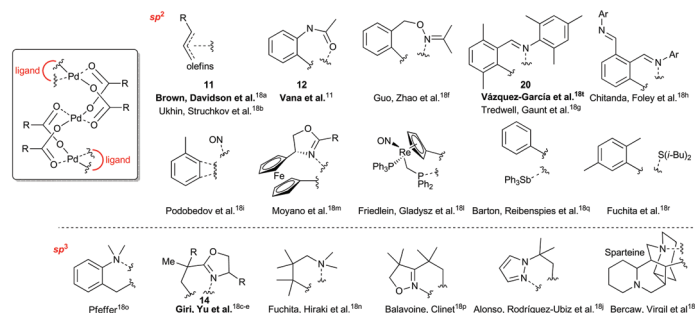


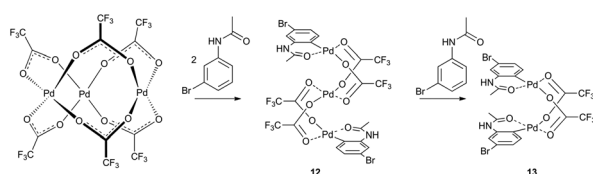
Fig. 2 List of known types of linear trinuclear complexes.

these complexes as reaction intermediates during the C–H activation.

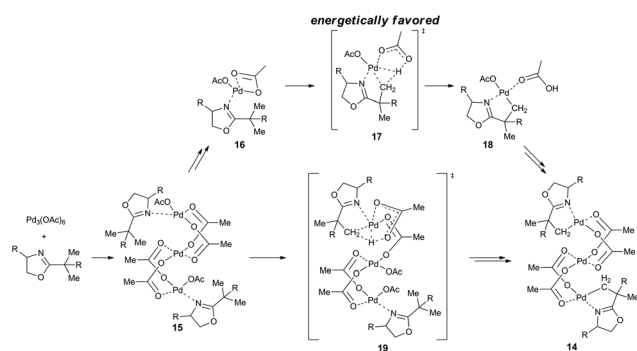
Brown *et al.* observed in the reaction of olefins with palladium acetate in acetic acid solutions the formation of linear trinuclear complexes **11** that are gradually transformed to the binuclear ones.^{18a} This transformation is reversible and treating binuclear complexes with palladium acetate leads to the formation of trinuclear complexes **11**.

Analogous results were obtained by Vána *et al.* in a detailed mechanistic study of C–H activation reaction of acetanilides with the palladium acetate/TFA system in DCM (Scheme 4).¹¹ The NMR kinetics shows that linear trinuclear complex **12** is an intermediate in the reaction pathway leading to a stable binuclear palladacycle **13**. The observed changes of abundance of trinuclear complex **12** caused by the change in the ratio of the mixed reactants lead to the suggestion that the transformation of trinuclear **12** to binuclear complex **13** is induced by the molecule of the nonactivated substrate. This could explain the fact that trinuclear complexes are isolated only rarely in C–H activations. Next, in a typical catalytic arrangement the palladium loading is only a few molar percent related to the substrate. Thus the unreacted substrate causes fast transformation of trinuclear complexes to the binuclear ones.

Another view on the whole issue is brought by the work of Houk, Yu and coworkers who prepared an acetate-bridged trinuclear complex **14** by the reaction of substituted oxazoline with palladium acetate in DCM.^{18c} The comparison of the calculated reaction mechanisms proceeding *via* mononuclear and trinuclear species shows the mononuclear reaction pathway to be energetically favored (Scheme 5). The mononuclear reaction pathway leading to the trinuclear complex could be in principle described as follows: the trinuclear cyclic palladium



Scheme 4 A simplified reaction scheme considering the reaction pathway proceeding *via* trifluoroacetate palladium complexes. Reproduced from ref. 11 with permission from the Royal Society of Chemistry.



Scheme 5 Mononuclear and trinuclear reaction pathways for the C–H activation of oxazolines.

acetate is attacked by molecules of oxazoline to give Pd(OAc)(μ -OAc)(oxazoline) **16**. Next, the C–H activation step proceeds *via* the mononuclear transition state **17** and the monomeric palladacycle **18** is formed. Finally, after the release of acetic acid the stable trinuclear species **14** is formed. The alternative reaction pathway involving C–H activation directly from the trinuclear precomplexes **15** is less favorable than the mononuclear one due to the necessity of breaking of one of the bridged acetato groups in the trimer to generate a free coordination site on palladium **19**. Finally, Vázquez-García *et al.* observed transformation of trinuclear complex **20** to binuclear one upon heating in toluene.^{18t}

Conclusions and outlook

The presented results show that there is no comprehensive view on the whole issue of the precise nature of the key reaction species involved in the C–H activation reactions. Exactly the opposite, in many cases the results are contradictory. With no doubt, it can be concluded that in non-coordinating solvents and in stoichiometric amounts of palladium and substrate the polynuclear species are involved during the C–H activation processes. However, many important questions must be answered or clarified: is the nuclearity of the species involved in the C–H activation step dependent on the nature of the substrate, precatalyst, carboxylate ligand, or solvent or a combination of these factors? Is there any cooperation between



palladium atoms in polynuclear species during the C–H activation step? Can C–H activation involving polynuclear complexes lead to different regioselectivities in comparison with the mononuclear pathway?¹⁹ How are reactivity and nuclearity influenced by the addition of carboxylates of different metals?²⁰ What is the role of polynuclear complexes in the ongoing catalytic cycles of C–H functionalization reactions, where their formation is less probable? Answering all these and other related questions will require a lot of effort. However, we believe that this effort is crucial and will be reaped in the design of new catalysts and catalytic reactions and in many other ways.

Conflicts of interest

There are no conflicts to declare.

Acknowledgements

The authors acknowledge the financial support from the Project GAČR 17-08499S.

References

- Review: V. K. Jain and L. Jain, *Coord. Chem. Rev.*, 2010, **254**, 2848.
- Review: D. L. Davies, S. A. Macgregor and C. L. McMullin, *Chem. Rev.*, 2017, **117**, 8649. Recent article: J. Váňa, V. Petrović, T. Terencio, O. Tischler, Z. Novák and J. Roithová, *Organometallics*, 2017, **36**, 2072.
- Review: (a) T. A. Stromnova, *Russ. J. Inorg. Chem.*, 2008, **53**, 2019. Reactivities of binuclear complexes in further functionalization reactions were explored mainly by Sanford and Ritter. For an illustration see: (b) D. C. Powers and T. Ritter, *Acc. Chem. Res.*, 2012, **45**, 840; (c) D. C. Powers, E. Lee, A. Ariafard, M. S. Sanford, B. F. Yates, A. J. Canty and T. Ritter, *J. Am. Chem. Soc.*, 2012, **134**, 12002; (d) I. A. Sanhueza, A. M. Wagner, M. S. Sanford and F. Schoenebeck, *Chem. Sci.*, 2013, **4**, 2767.
- T. A. Stephenson, S. M. Morehouse, A. R. Powell, J. P. Heffer and G. Wilkinson, *J. Chem. Soc.*, 1965, 3632.
- (a) A. C. Skapski and M. L. Smart, *J. Chem. Soc., Chem. Commun.*, 1970, 658; (b) A. S. Batsanov, G. A. Timko, Y. T. Struchkov, N. V. Gerbeleu, K. M. Indrichan and G. A. Popovich, *Koord. Khim.*, 1989, **15**, 688.
- E. S. Stoyanov, *J. Struct. Chem.*, 2000, **41**, 440.
- V. I. Bakhmutov, J. F. Berry, F. A. Cotton, S. Ibragimov and C. A. Murillo, *Dalton Trans.*, 2005, 1989.
- (a) W. A. Carole and T. J. Colacot, *Chem. – Eur. J.*, 2016, **22**, 7686; (b) W. A. Carole, J. Bradley, M. Sarwar and T. J. Colacot, *Org. Lett.*, 2015, **17**, 5472; (c) R. B. Bedford, J. G. Bowen, R. B. Davidson, M. F. Haddow, E. A. Seymour-Julen, H. A. Sparkes and R. L. Webster, *Angew. Chem., Int. Ed.*, 2015, **54**, 6591; (d) V. V. Tatarchuk, A. P. Sergievskaya, N. V. Kuratieva, I. V. Korol'kov, L. A. Sheludyakova and S. A. Gromilov, *J. Struct. Chem.*, 2014, **55**, 142; (e) V. M. Nosova, Y. A. Ustynyuk, L. G. Bruk, O. N. Temkin, A. V. Kisin and P. A. Storozhenko, *Inorg. Chem.*, 2011, **50**, 9300; (f) S. E. Bajwa, T. E. Storr, L. E. Hatcher, T. J. Williams, C. G. Baumann, A. C. Whitwood, D. R. Allan, S. J. Teat, P. R. Raithby and I. J. S. Fairlamb, *Chem. Sci.*, 2012, **3**, 1656.
- C. Jia, D. Piao, J. Oyamada, W. Lu, T. Kitamura and Y. Fujiwara, *Science*, 2000, **287**, 1992.
- (a) O. Swang, R. Blom, O. B. Ryan and K. Fægri, *J. Phys. Chem.*, 1996, **100**, 17334; (b) J. A. Tunge and L. N. Foresee, *Organometallics*, 2005, **24**, 6440.
- J. Váňa, J. Lang, M. Šoltésová, J. Hanusek, A. Růžicka, M. Sedlák and J. Roithová, *Dalton Trans.*, 2017, **46**, 16269.
- T. Diao, P. White, I. Guzei and S. S. Stahl, *Inorg. Chem.*, 2012, **51**, 11898.
- B. E. Haines, J. F. Berry, J.-Q. Yu and D. G. Musaev, *ACS Catal.*, 2016, **6**, 829.
- J. Vicente, I. Saura-Llamas, M. G. Palin, P. G. Jones and M. C. R. de Arellano, *Organometallics*, 1997, **16**, 826.
- H. Font, M. Font-Bardia, K. Gómez, G. González, J. Granell, I. Machod and M. Martínez, *Dalton Trans.*, 2014, **43**, 13525.
- J. J. Gair, B. E. Haines, A. S. Filatov, D. G. Musaev and J. C. Lewis, *Chem. Sci.*, 2017, **8**, 5746.
- S. Winstein, J. McCaskie, H.-B. Lee and P. M. Henry, *J. Am. Chem. Soc.*, 1976, **98**, 6913.
- (a) R. G. Brown, R. V. Chaudhari and J. M. Davidson, *J. Chem. Soc., Dalton Trans.*, 1977, 176; (b) L. Y. Ukhin, N. A. Dologopolova, L. G. Kuzmina and Y. T. Struchkov, *J. Organomet. Chem.*, 1981, **210**, 263; (c) R. Giri, Y. Lan, P. Liu, K. N. Houk and J.-Q. Yu, *J. Am. Chem. Soc.*, 2012, **134**, 14118; (d) R. Giri, X. Chen and J.-Q. Yu, *Angew. Chem., Int. Ed.*, 2005, **44**, 2112; (e) R. Giri, J. Liang, J.-G. Lei, J.-J. Li, D.-H. Wang, X. Chen, I. C. Naggarr, C. Guo, B. M. Foxman and J.-Q. Yu, *Angew. Chem., Int. Ed.*, 2005, **44**, 7420; (f) K. Guo, X. Chen, M. Guan and Y. Zhao, *Org. Lett.*, 2015, **17**, 1802; (g) M. J. Tredwell, M. Gulias, N. G. Bremeyer, C. C. C. Johansson, B. S. L. Collins and M. J. Gaunt, *Angew. Chem., Int. Ed.*, 2011, **50**, 1076; (h) J. M. Chitanda, D. E. Prokopchuk, J. W. Quail and S. R. Foley, *Organometallics*, 2008, **27**, 2337; (i) R. E. Podobedov, T. A. Stromnova, A. V. Churakov, L. G. Kuzmina and I. A. Efimenko, *J. Organomet. Chem.*, 2010, **695**, 2083; (j) M. T. Alonso, O. Juanes, J. de Mendoza and J. C. Rodriguez-Ubis, *J. Organomet. Chem.*, 1992, **430**, 349; (k) F. K. Friedlein, K. Kromm, F. Hampel and J. A. Gladysz, *Chem. – Eur. J.*, 2006, **12**, 5267; (l) F. K. Friedlein, F. Hampel and J. A. Gladysz, *Organometallics*, 2005, **24**, 4103; (m) A. Moyano, M. Rosol, R. M. Moreno, C. López and M. A. Maestro, *Angew. Chem., Int. Ed.*, 2005, **44**, 1865; (n) Y. Fuchita, K. Hiraki and Y. Matsumoto, *J. Organomet. Chem.*, 1985, **280**, C51; (o) M. Pfeffer, *J. Organomet. Chem.*, 1985, **282**, 127; (p) G. Balavoine and J. C. Clinet, *J. Organomet. Chem.*, 1990, **390**, C84; (q) D. H. R. Barton, J. Khamsi, N. Ozbalik and J. Reibenspies, *Tetrahedron*, 1990, **46**, 3111; (r) Y. Fuchita, M. Kawakami and K. Shimoke, *Polyhedron*, 1991, **10**, 2037; (s) J. E. Bercaw,



- M. W. Day, S. R. Golisz, N. Hazari, L. M. Henling, J. A. Labinger, S. J. Schofer and S. Virgil, *Organometallics*, 2009, **28**, 5017; (t) D. Vázquez-García, A. Fernández, M. López-Torres, A. Rodríguez, N. Gómez-Blanco, C. Viader, J. M. Vila and J. J. Fernández, *Organometallics*, 2010, **29**, 3303.
- 19 J. Milani, N. E. Pridmore, A. C. Whitwood, I. J. S. Fairlamb and R. N. Perutz, *Organometallics*, 2015, **34**, 4376.
- 20 Y.-F. Yang, G.-J. Cheng, P. Liu, D. Leow, T.-Y. Sun, P. Chen, X. Zhang, J.-Q. Yu, Y.-D. Wu and K. N. Houk, *J. Am. Chem. Soc.*, 2014, **136**, 344.

