

CrossMark
click for updatesCite this: *Chem. Sci.*, 2017, 8, 1936Received 15th September 2016
Accepted 31st October 2016

DOI: 10.1039/c6sc04135c

www.rsc.org/chemicalscience

N-Heterocyclic carbene-catalyzed oxidative [3 + 2] annulation of dioxindoles and enals: cross coupling of homoenolate and enolate†

Xiang-Yu Chen,^{‡ac} Kun-Quan Chen,^{‡ab} De-Qun Sun^{*b} and Song Ye^{*ac}

The N-heterocyclic carbene-catalyzed oxidative [3 + 2] annulation of dioxindole and enals was developed, giving the corresponding spirocyclic oxindole- γ -lactones in good yields with high to excellent diastereo- and enantioselectivities. The challenging aliphatic enals worked effectively using this strategy. The oxidative cross coupling of homoenolate and enolate *via* single electron transfer was proposed as the key step for the reaction.

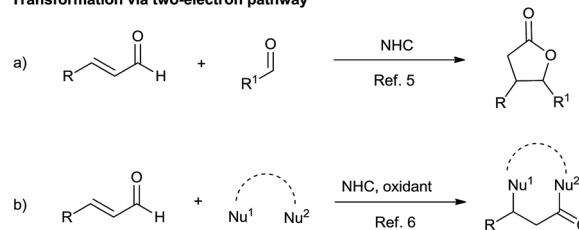
Introduction

Being a step- and atom-economical process *via* C–H functionalization, the oxidative cross coupling reaction is of great value in modern organic synthesis.¹ Among the different types, the oxidative coupling of two enolates is a powerful route to 1,4-dicarbonyl compounds, which has been well established.² However, to the best of our knowledge, the oxidative cross coupling of homoenolate and enolate remains unexplored but is very useful for 1,5-dicarbonyl and related compounds.

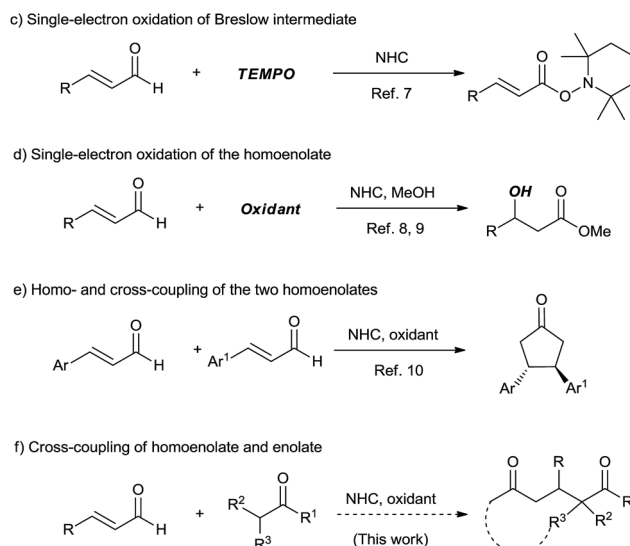
Initiated half century ago,³ N-heterocyclic carbene (NHC) catalysis has witnessed great success in recent years.⁴ In 2004, Bode *et al.* and Glorius *et al.* reported the elegant NHC-catalyzed reaction of enals involving homoenolate as the key intermediate (Scheme 1, reaction a).⁵ The homoenolate intermediate could be oxidized to give α,β -unsaturated acyl azolium, which worked as a versatile 1,3-biselectrophile (Scheme 1, reaction b).⁶ Single electron oxidation could open new ways for organic reactions. In 2008, Studer *et al.*⁷ reported the NHC-catalyzed conversion of enals to esters using TEMPO as a single-electron oxidant (Scheme 1, reaction c). During our investigation of this work, the single electron oxidation of the homoenolate was pioneered by Rovis *et al.*⁸ and Chi *et al.*⁹ (Scheme 1, reaction d). The oxidative homo and cross-coupling of the two homoenolates was established by Rovis *et al.* (Scheme 1, reaction e).¹⁰ In this

paper, we demonstrated that the challenge of the cross-coupling of homoenolate and enolate was solved well when a proper oxidant and proper enolates were employed (Scheme 1, reaction f).

Transformation via two-electron pathway



Transformation via single-electron transfer



Scheme 1 Oxidative NHC-catalyzed transformations of enals.

^aBeijing National Laboratory for Molecular Sciences, CAS Key Laboratory of Molecular Recognition and Function, Institute of Chemistry, Chinese Academy of Sciences, Beijing 100190, China. E-mail: songye@iccas.ac.cn; Fax: +86-10-62554449

^bMarine College, Shandong University at Weihai, Wenhua West Road, No. 180, Weihai 264209, China. E-mail: dequn.sun@sdu.edu.cn; Fax: +86-631-5688303

^cUniversity of Chinese Academy of Sciences, Beijing 100049, P. R. China

† Electronic supplementary information (ESI) available: Experimental procedures and compound characterizations (PDF). CCDC 1041425 (3fb). For ESI and crystallographic data in CIF or other electronic format see DOI: 10.1039/c6sc04135c

‡ X.-Y. Chen and K.-Q. Chen contributed equally.

Spirooxindole plays a valuable role in the synthesis of biologically active natural products and pharmaceuticals.¹¹ Therefore, its direct and catalytic asymmetric construction is especially attractive. Recently, several catalytic asymmetric approaches have been demonstrated as an efficient method for the synthesis of spirooxindole bearing β -aryl-substituted lactones.^{12–14} However, the corresponding spirooxindole with β -alkyl-substituted lactones failed due to substrate-scope limitations, and/or low yield, diastereo- and enantioselectivities.

The enolate of dioxindole and its radical intermediate^{13,15} are readily available, and have been widely applied for the synthesis of pharmaceuticals and bioactive natural products with an indole motif.¹⁶ We envisioned that the oxidative cross-coupling of the enolate of dioxindole and the homoenolate from enal would be a solution for the [3 + 2] annulation of dioxindole and alkylenals.

Results and discussion

The model reaction of dioxindole and alkylenal was carried out under NHC catalysis in the presence of nitrobenzene as a single electron oxidant (Table 1).¹⁷ It was found that the reaction catalysed by triazolium preNHC **A** gave the desired product **3aa** in good yield with exclusive diastereoselectivity but very low enantioselectivity (entry 1). The mixed base of DBU and DABCO resulted in high yield but no improvement of the enantioselectivity (entry 2). The preNHCs **B1–B2** derived from

L-pyrogutamic acid were then tested.¹⁸ We were encouraged to find that preNHC **B1** with trimethylsilyl ether resulted in better enantioselectivity albeit with decreased yield (entry 3). The yield and enantioselectivity were improved when NHC **B2** with a free hydroxyl group was used (entry 4), possibly owing to the H-bonding between the hydroxyl and the enal. Interestingly, excellent enantioselectivity was reached without compensation of the yield and diastereoselectivity when DABCO was used as the base instead of the mixed base (entry 5). Some increase of the yield was observed when the oxidant was slowly added (entry 6). It should be noted that no reaction was observed for the reaction in the absence of nitrobenzene (entry 7).

The scope of oxidative [3 + 2] annulation with alkylenals was then briefly investigated under the optimized conditions (Table 2). Both enals with β -*n*-ethyl and *n*-propyl reacted well with dioxindole to give the desired annulation products in good yields with high enantioselectivities (**3aa**¹⁹ and **3ba**). The reactions of enals with a longer alkyl chain were also successful (**3ca** and **3da**). Dioxindoles with different substituents (4-Br, 5-MeO, 6-Br) all reacted well with alkylenals to give the annulation products (**3ab**, **3cb**, **3ac** and **3ad**) in high yields with good enantioselectivities. It is noteworthy that the β -alkenylenal **1e** also worked well with both *N*-benzyl and *N*-hydrogen

Table 1 Optimization of reaction conditions for alkylenal

Entry	NHC	Base	Yield ^a (%)	Dr ^b	Ee ^c (%)
1	A	DABCO	58	>20 : 1	5
2	A	DBU/DABCO ^d	97	>20 : 1	5
3	B1	DBU/DABCO ^d	45	>20 : 1	35
4	B2	DBU/DABCO ^d	71	>20 : 1	73
5	B2	DABCO	72	>20 : 1	95
6 ^e	B2	DABCO	77	>20 : 1	95
7 ^f	B2	DABCO	NR	—	—

^a Isolated yield of the mixture of two diastereoisomers. ^b Determined by ¹H NMR (400 MHz) spectroscopy of the raw product. ^c Determined by HPLC using a chiral stationary phase. ^d DBU (0.2 equiv.) and DABCO (1.0 equiv.). ^e The oxidant was slowly added over 30 minutes. ^f No nitrobenzene was added.

Table 2 Enantioselective oxidative [3 + 2] annulation of alkylenals

		<p>3 (dr > 20:1)</p> <p>NB = nitrobenzene</p>	
		<p>3aa (R = <i>n</i>-Pr), 77%, 95% ee 3ba (R = Et), 91%, 85% ee 3ca (R = <i>n</i>-C₆H₁₃), 77%, 84% ee 3da (R = <i>n</i>-C₇H₁₅), 74%, 84% ee</p>	
		<p>3ab (R = <i>n</i>-Pr), 98%, 84% ee 3cb (R = <i>n</i>-C₆H₁₃), 96%, 83% ee 3ac 87%, 90% ee 3ad 96%, 80% ee</p>	
		<p>3ea (R' = Bn), 84%, 85% ee 3ea' (R' = H), 75%, 93% ee</p>	

dioxindoles (**2a** and **2a'**), giving the annulation products **3ea** and **3ea'** in good yield with high enantio- and diastereoselectivities.

The oxidative [3 + 2] annulation of dioxindole and arylenal was then explored under different conditions (Table 3). Interestingly, the reaction catalyzed by the tetracyclic NHC precursor **A** gave the desired product **3fa** in good yield with moderate diastereo- and enantioselectivity (entry 1), while only a trace amount of **3fa** was observed when the NHC precursor **B2** was used (entry 2). The different reactivity may be caused by the increased stability of the arylenals and their homoenol radical compared to the alkyl ones. Thus the more nucleophilic and less sterically hindered NHC precursor **A** performed much better than precursor **B** for the less reactive arylenals. The screening of bases revealed that DBU offered the best yield, while DABCO resulted in better diastereo- and enantioselectivity (entries 2–5). Thus, the mixed base of DBU and DABCO was then used, which gave the product in 70% yield with 8 : 1 dr and 91% ee (entry 6). Several single electron oxidants other than nitrobenzene were also investigated, but showed no better results. Further improvement was realized when 4 Å molecular sieves were added as the additive (entry 7).

With the optimized conditions in hand, the scope of dioxindoles with various groups was briefly investigated (Table 4). The reaction of dioxindole with substituents at different positions (Ar = 4-BrC₆H₃, 5-MeOC₆H₃ and 6-BrC₆H₃) was well tolerated and gave the corresponding spirooxindole-γ-lactones in good yields with good diastereoselectivities and high enantioselectivities (**3fb**, **3fc** and **3fd**). Both enals with electron-

Table 4 Enantioselective oxidative [3 + 2] annulation of arylenals

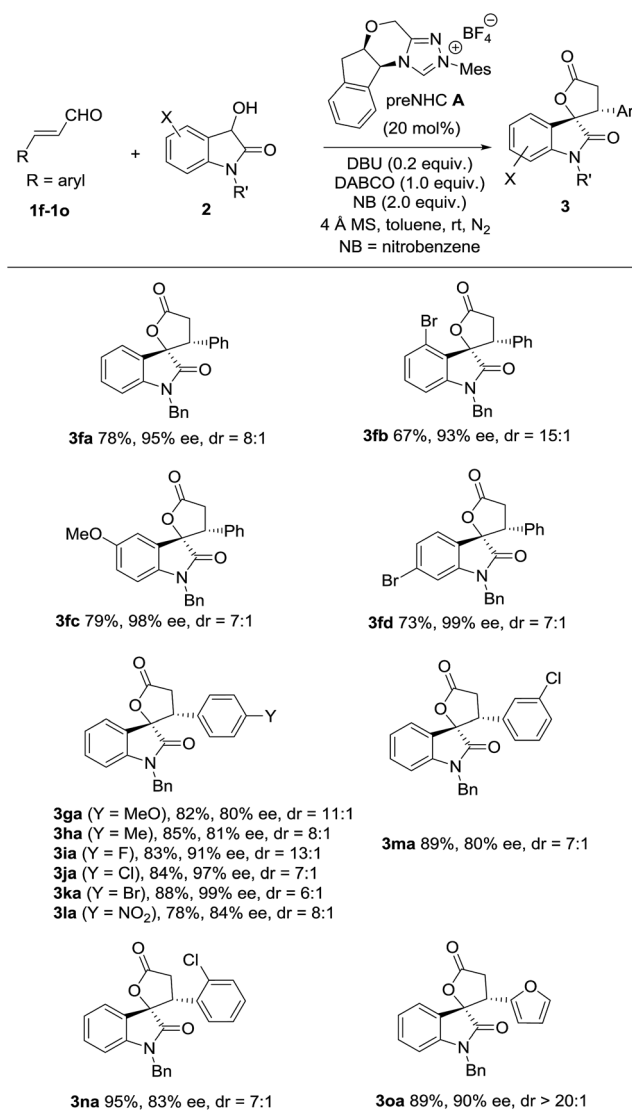


Table 3 Optimization of reaction conditions for aryl enal 1f

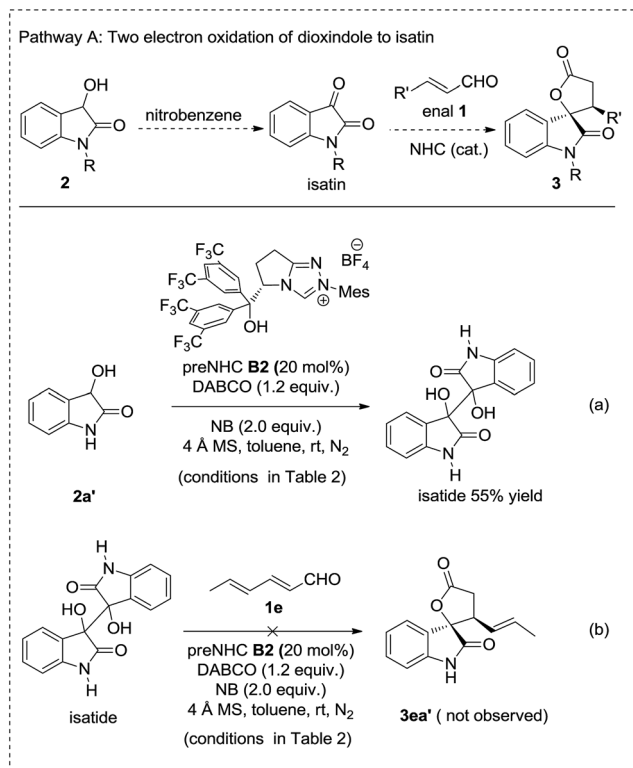
Entry	NHC	Base	Yield ^a (%)	dr ^b	ee ^c (%)
1	A	DBU	68	3 : 1	76
2	B2	DBU	Trace	—	—
3	A	DABCO	32	10 : 1	81
4	A	Cs ₂ CO ₃	56	7 : 1	75
5	A	DIPEA	31	5 : 1	59
6	A	DBU/DABCO ^d	70	8 : 1	91
7 ^e	A	DBU/DABCO ^d	78	8 : 1	95

^a Isolated yield of the mixture of two diastereoisomers. ^b Determined by ¹H NMR (400 MHz) spectroscopy of the raw product. ^c Determined by HPLC using a chiral stationary phase. ^d DBU (0.2 equiv.) and DABCO (1.0 equiv.). ^e 4 Å molecular sieves were added.

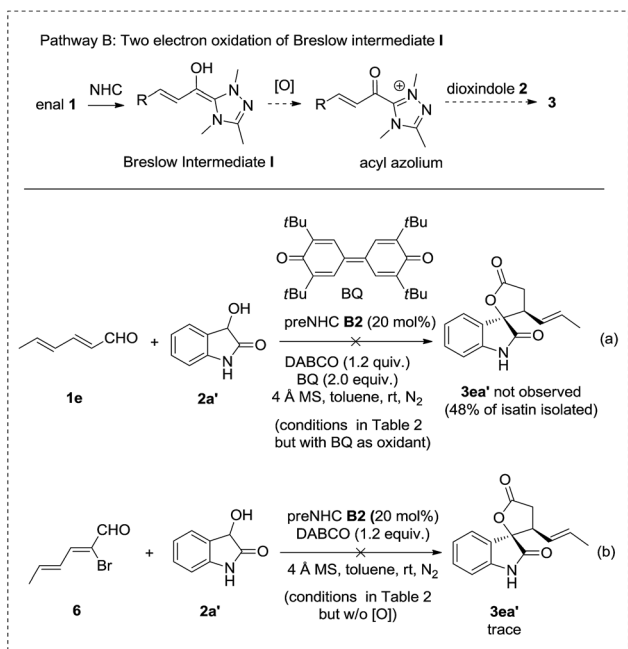
donating (Ar = 4-MeOC₆H₄ and 4-MeC₆H₄) and electron-withdrawing groups (Ar = 4-FC₆H₄, 4-ClC₆H₄, 4-BrC₆H₄ and 4-NO₂C₆H₄) worked well to afford the desired product in high yields with good to excellent enantioselectivities (**3ga–3la**). Both cinnamaldehydes with a *meta*-substituent (Ar = 3-ClC₆H₄) and *ortho*-substituent (Ar = 2-ClC₆H₄) worked well (**3ma** and **3na**). The reaction of an enal with a 2-furyl group was also successful and provided the product in 89% yield with 20 : 1 dr and 90% ee (**3oa**).

The (2*S*,3*R*)-configuration of annulation product **3fb**²⁰ was determined by the X-ray analysis of its crystal.

A series of control experiments were carried out to clarify the possible reaction pathways (Schemes 2–4). Pathway A, involving the oxidation of dioxindole to isatin followed by annulation with enals was ruled out by the control experiment in which the oxidation of dioxindole **2a'** under the reaction conditions gave only a trace amount of isatin but a majority amount of isatide *via* homocoupling of the radical of dioxindole (Scheme 2,



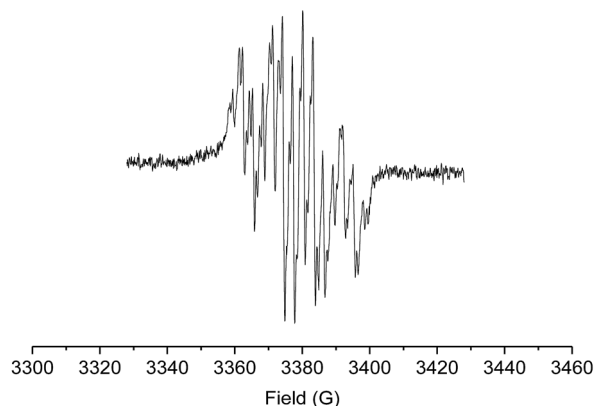
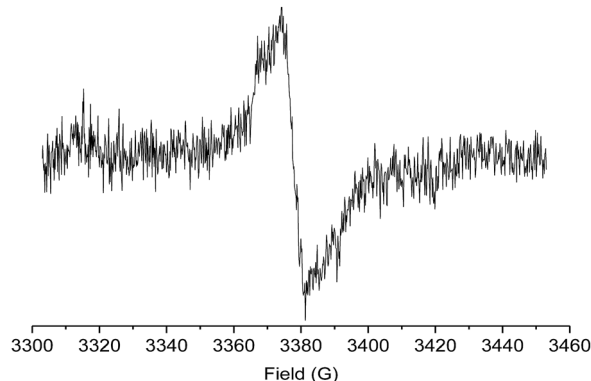
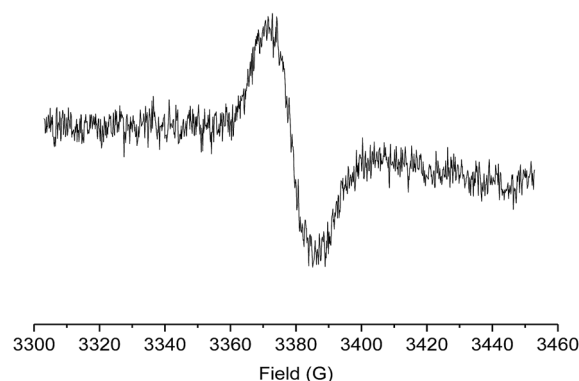
Scheme 2 Ruled out pathway A by control experiments.



Scheme 3 Ruled out pathway B by control experiments.

reaction a).^{14,15} The formation of isatide was found to be not reversible (Scheme 2, reaction b).

Pathway B involves the two electron oxidation of the Breslow intermediate to acyl azolium followed by annulation with dioxindole. However, the reaction using bisquinone, which is

(a) dioxindole **2a'** + preNHC **B2** + nitrobenzene + DABCO (without enal)(b) enal **1e** + preNHC **B2** + nitrobenzene + DABCO (without dioxindole)(c) dioxindole **2a'** + enal **1e** + preNHC **B2** + nitrobenzene + DABCO

Scheme 4 The electron paramagnetic resonance (EPR) spectra.

a well established two electron oxidant to transform the Breslow intermediate to acyl azolium, afforded no desired cycloadduct **3ea'** but isatin in 48% yield with 70% enal **1e** recovered (Scheme 3, reaction a). In addition, the reaction of bromoenal **6**, which is a reported precursor for acyl azolium, gave only a trace amount of cycloadduct **3ea'** (Scheme 3, reaction b). In addition, no oxidative cyclization product was observed when the reaction was carried out under N₂ or an aerobic atmosphere in the absence of nitrobenzene as the oxidant.

When TEMPO, a radical-trapping reagent, was added to the reaction, only a trace amount of the corresponding product was



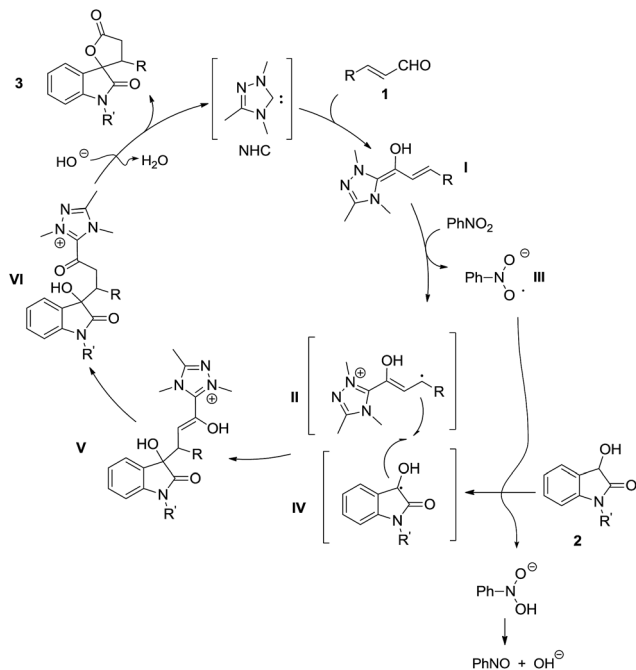


Fig. 1 Plausible catalytic cycle.

observed. This result indicated that the radical intermediates were involved in the reaction. Several electron paramagnetic resonance (EPR) spectra were measured to identify the possible radical intermediates (Scheme 4). As expected, the reported radical intermediate from dioxindole was observed under our standard conditions but without the addition of enal (Scheme 4, spectrum a). Interestingly, a radical species was also observed when the enal was subjected to the standard conditions but without the addition of dioxindole (Scheme 4, spectrum b), which confirms the generation of the homoenolate radical from enal in the presence of NHC and nitrobenzene.^{8,17} In addition, an essentially identical EPR signal was observed for the real reaction mixture (Scheme 4, spectrum c).

Based on the control experiments and EPR signals observed, we propose a radical/radical cross-coupling pathway for this NHC-catalyzed oxidative [3 + 2] annulation reaction of dioxindoles and enals (Fig. 1). Firstly, the addition of NHC to enals gives the corresponding Breslow intermediate **I**, which is partially oxidized to the radical cation intermediate **II** in the presence of nitrobenzene as the single electron oxidant.^{8,17} In the meantime, the generated radical anion **III** could abstract a hydrogen from dioxindole **2** to give its enolate radical **IV**. The cross-coupling of the enolate radical **II** and the homoenolate radical **IV** affords adduct **V**, which is tautomerized to γ -hydroxy acylazolium **VI**. The lactonization of acylazolium **VI** under basic conditions gives the final cycloadduct **3** and regenerates the NHC catalyst.

Conclusions

In summary, the NHC-catalyzed oxidative [3 + 2] annulation reaction of dioxindoles and enals was developed. Both

challenging alkyl enals and aryl enals worked well to give the corresponding spirooxindole- γ -lactones in good yields with high to excellent diastereo- and enantioselectivities. Both radicals from enolate and homoenolate were observed by EPR spectra. The reaction represents an unprecedented catalytic oxidative cross coupling of homoenolate and enolate, which is highly interesting mechanistically and synthetically.

Acknowledgements

Financial support from National Natural Science Foundation of China (21425207, 21521002, 21672216) and the Chinese Academy of Sciences are greatly acknowledged.

Notes and references

- (a) L. Ackermann, R. Vicente and A. R. Kapdi, *Angew. Chem., Int. Ed.*, 2009, **48**, 9792; (b) J. A. Ashenhurst, *Chem. Soc. Rev.*, 2010, **39**, 540; (c) C. Liu, H. Zhang, W. Shi and A. Lei, *Chem. Rev.*, 2011, **111**, 1780; (d) W. Shi, C. Liu and A. Lei, *Chem. Soc. Rev.*, 2011, **40**, 2761; (e) R. Narayan, K. Matcha and A. P. Antonchick, *Chem.-Eur. J.*, 2015, **21**, 14678.
- (a) F. Guo, M. D. Clift and R. J. Thomson, *Eur. J. Org. Chem.*, 2012, **2012**, 4881 and references therein; (b) P. S. Baran and M. P. DeMartino, *Angew. Chem., Int. Ed.*, 2006, **45**, 7083; (c) M. P. DeMartino, K. Chen and P. S. Baran, *J. Am. Chem. Soc.*, 2008, **130**, 11546; (d) T. Amaya, Y. Maegawa, T. Masuda, Y. Osafune and T. Hirao, *J. Am. Chem. Soc.*, 2015, **137**, 10072.
- (a) T. Ugai, S. Tanaka and S. Dokawa, *J. Pharm. Soc. Jpn.*, 1943, **63**, 296; (b) R. Breslow, *J. Am. Chem. Soc.*, 1958, **80**, 3719.
- For selected reviews, see: (a) D. Enders and T. Balensiefer, *Acc. Chem. Res.*, 2004, **37**, 534; (b) D. Enders, O. Niemeier and A. Henseler, *Chem. Rev.*, 2007, **107**, 5606; (c) X. Bugaut and F. Glorius, *Chem. Soc. Rev.*, 2012, **41**, 3511; (d) D. T. Cohen and K. A. Scheidt, *Chem. Sci.*, 2012, **3**, 53; (e) J. Douglas, G. Churchill and A. D. Smith, *Synthesis*, 2012, **44**, 2295; (f) A. Grossmann and D. Enders, *Angew. Chem., Int. Ed.*, 2012, **51**, 314; (g) J. Izquierdo, G. E. Hutson, D. T. Cohen and K. A. Scheidt, *Angew. Chem., Int. Ed.*, 2012, **51**, 11686; (h) H. U. Vora, P. Wheeler and T. Rovis, *Adv. Synth. Catal.*, 2012, **354**, 1617; (i) J. Mahatthanachai and J. W. Bode, *Acc. Chem. Res.*, 2014, **47**, 696; (j) M. N. Hopkinson, C. Richter, M. Schedler and F. Glorius, *Nature*, 2014, **510**, 485; (k) M. D. Flanigan, F. Romanov-Mikhailidis, N. A. White and T. Rovis, *Chem. Rev.*, 2015, **115**, 9307; (l) R. S. Menon, A. T. Biju and V. Nair, *Chem. Soc. Rev.*, 2015, **44**, 5040.
- (a) S. S. Sohn, E. L. Rosen and J. W. Bode, *J. Am. Chem. Soc.*, 2004, **126**, 14370; (b) C. Burstein and F. Glorius, *Angew. Chem., Int. Ed.*, 2004, **43**, 6205. For other selected papers, see: (c) A. Chan and K. A. Scheidt, *J. Am. Chem. Soc.*, 2007, **129**, 5334; (d) J. Izquierdo, A. Orue and K. A. Scheidt, *J. Am. Chem. Soc.*, 2013, **135**, 10634; (e) H. Lv, W.-Q. Jia, L.-H. Sun and S. Ye, *Angew. Chem., Int. Ed.*, 2013, **52**, 8607; (f) C. Guo, M. Schedler, C. G. Daniliuc and F. Glorius, *Angew. Chem.*,



- Int. Ed.*, 2014, **53**, 10232; (g) S. R. Yetra, S. Mondal, S. Mukherjee, R. G. Gonnade and A. T. Biju, *Angew. Chem., Int. Ed.*, 2016, **55**, 268.
- 6 (a) S. De Sarkar and A. Studer, *Angew. Chem., Int. Ed.*, 2010, **49**, 9266; (b) J. Kaeobamrung, J. Mahatthananchai, P. Zheng and J. W. Bode, *J. Am. Chem. Soc.*, 2010, **132**, 8810; (c) Z.-Q. Rong, M.-Q. Jia and S.-L. You, *Org. Lett.*, 2011, **13**, 4080; (d) F.-G. Sun, L.-H. Sun and S. Ye, *Adv. Synth. Catal.*, 2011, **353**, 3134; (e) Z.-Q. Zhu, X.-L. Zheng, N.-F. Jiang, X. Wan and J.-C. Xiao, *Chem. Commun.*, 2011, **47**, 8670; (f) C. Yao, D. Wang, J. Lu, T. Li, W. Jiao and C. Yu, *Chem.-Eur. J.*, 2012, **18**, 1914; (g) D. Du, Z. Hu, J. Jin, Y. Lu, W. Tang, B. Wang and T. Lu, *Org. Lett.*, 2012, **14**, 1274; (h) Y. Lu, W. Tang, Y. Zhang, D. Du and T. Lu, *Adv. Synth. Catal.*, 2013, **355**, 321; (i) Q. Ni, X. Song, G. Raabe and D. Enders, *Chem.-Asian J.*, 2014, **9**, 1535.
- 7 J. Guin, S. De Sarkar, S. Grimme and A. Studer, *Angew. Chem., Int. Ed.*, 2008, **47**, 8727.
- 8 N. A. White and T. Rovis, *J. Am. Chem. Soc.*, 2014, **136**, 14674.
- 9 Y. Zhang, Y. Du, Z. Huang, J. Xu, X. Wu, Y. Wang, M. Wang, S. Yang, R. D. Webster and Y. R. Chi, *J. Am. Chem. Soc.*, 2015, **137**, 2416.
- 10 N. A. White and T. Rovis, *J. Am. Chem. Soc.*, 2015, **137**, 10112.
- 11 (a) G. Buchi, P. R. DeShong, S. Katsumura and Y. Sugimura, *J. Am. Chem. Soc.*, 1979, **101**, 5084; (b) M. Nakagawa, M. Taniguchi, M. Sodeoka, M. Ito, K. Yamaguchi and T. Hino, *J. Am. Chem. Soc.*, 1983, **105**, 3709; (c) C. V. Galliford and K. A. Scheidt, *Angew. Chem., Int. Ed.*, 2007, **46**, 8748; (d) T. Ueda, M. Inada, I. Okamoto, N. Morita and O. Tamura, *Org. Lett.*, 2008, **10**, 2043; (e) B. M. Trost and M. K. Brennan, *Synthesis*, 2009, **2009**, 3003; (f) J. J. Badillo, N. V. Hanhan and A. K. Franz, *Curr. Opin. Drug Discovery Dev.*, 2010, **13**, 758; (g) R. Rios, *Chem. Soc. Rev.*, 2012, **41**, 1060.
- 12 For NHC catalysis, see: (a) V. Nair, S. Vellalath, M. Poonoth, R. Mohan and E. Suresh, *Org. Lett.*, 2006, **8**, 507; (b) L.-H. Sun, L.-T. Shen and S. Ye, *Chem. Commun.*, 2011, **47**, 10136; (c) J. Dugal-Tessier, E. A. O'Bryan, T. B. H. Schroeder, D. T. Cohen and K. A. Scheidt, *Angew. Chem., Int. Ed.*, 2012, **51**, 4963; (d) J.-L. Li, B. Sahoo, C.-G. Daniliuc and F. Glorius, *Angew. Chem., Int. Ed.*, 2014, **53**, 10515; (e) Z. Jin, K. Jiang, Z. Fu, J. Torres, P. Zheng, S. Yang, B.-A. Song and Y. R. Chi, *Chem.-Eur. J.*, 2015, **21**, 9360; (f) Y. Xie, C. Yu, T. Li, S. Tu and C. Yao, *Chem.-Eur. J.*, 2015, **21**, 5355.
- 13 For metal catalysis, see: B. M. Trost and K. Hirano, *Org. Lett.*, 2012, **14**, 2446.
- 14 For enamine strategy, see: G. Bergonzini and P. Melchiorre, *Angew. Chem., Int. Ed.*, 2012, **51**, 971.
- 15 (a) H. Hellmann, G. Hallmann and F. Lingens, *Chem. Ber.*, 1953, **86**, 1346; (b) P. L. Julian, H. C. Printy and E. E. Dailey, *J. Am. Chem. Soc.*, 1956, **78**, 3501; (c) G. Hallmann, *Chem. Ber.*, 1962, **95**, 1138; (d) F. Ziegler, T. Kappe and R. Salvador, *Monatsh. Chem.*, 1963, **94**, 453; (e) G. A. Russell, C. L. Myers, P. Bruni, F. A. Neugebauer and R. Blankespoor, *J. Am. Chem. Soc.*, 1970, **92**, 2762.
- 16 (a) A. B. Dounay and L. E. Overman, *Chem. Rev.*, 2003, **103**, 2945; (b) P. Satyamaheshwar, *Curr. Bioact. Compd.*, 2009, **5**, 20; (c) F. Zhou, Y.-L. Liu and J. Zhou, *Adv. Synth. Catal.*, 2010, **352**, 1381; (d) S.-H. Hao, X.-Y. Zhang, D.-Q. Dong and Z.-L. Wang, *Chin. Chem. Lett.*, 2015, **26**, 599.
- 17 A radical species generated by the oxidation of nitrobenzene for thiazolium NHC-catalyzed esterification of aldehyde was reported: J. Castells, F. Pujol, H. Llitjós and M. Moreno-Mañas, *Tetrahedron*, 1982, **38**, 337.
- 18 (a) D. Enders, O. Niemeier and T. Balensiefer, *Angew. Chem., Int. Ed.*, 2006, **45**, 1463; (b) Y.-R. Zhang, L. He, X. Wu, P.-L. Shao and S. Ye, *Org. Lett.*, 2008, **10**, 277; (c) L. He, Y.-R. Zhang, X.-L. Huang and S. Ye, *Synthesis*, 2008, **17**, 2825; (d) H.-L. Sun, Z.-Q. Liang and S. Ye, *Acta Chim. Sin.*, 2014, **72**, 841.
- 19 The absolute structure of product **3aa** was established by comparison of its optical rotation and HPLC spectrum with our previous report (ref. 12b).
- 20 See ESI.†

