

CrossMark
click for updatesCite this: *Chem. Sci.*, 2016, 7, 1205

Rhodium-catalyzed asymmetric synthesis of silicon-stereogenic silicon-bridged arylpyridinones†

Ryo Shintani,* Ryo Takano and Kyoko Nozaki*

A rhodium-catalyzed regio- and enantioselective synthesis of silicon-stereogenic silicon-bridged arylpyridinones has been developed through [2 + 2 + 2] cycloaddition of silicon-containing prochiral triynes with isocyanates. High yields and enantioselectivities have been achieved by employing an axially chiral monophosphine ligand, and this process could be applied to catalytic asymmetric synthesis of silicon-stereogenic chiral polymers for the first time. The reaction mechanism of the present catalysis has also been experimentally investigated to establish a reasonable catalytic cycle, advancing the mechanistic understanding of the rhodium-catalyzed pyridinone synthesis by [2 + 2 + 2] cycloaddition reactions.

Received 5th October 2015
Accepted 6th November 2015

DOI: 10.1039/c5sc03767k

www.rsc.org/chemicalscience

Introduction

Asymmetric catalysis represents one of the most efficient approaches for the preparation of enantioenriched chiral compounds, and extensive research has been made in developing various catalytic asymmetric reactions during the past decades.¹ While most of them are directed toward the synthesis of carbon-stereogenic compounds, only limited structures are accessible for enantioenriched silicon-stereogenic compounds through asymmetric catalysis.^{2,3} Because organosilanes are widely utilized in various fields of research, broadening the scope of accessible silicon-stereogenic enantioenriched organosilanes would be highly desirable. Among the known catalytic enantioselective methods for the creation of silicon stereocenters, most typical approach is the desymmetrization of prochiral dihydrodiorganosilanes by way of enantioposition-selective hydrosilylation or other Si–H bond functionalization reactions.⁴ In contrast, the use of other types of prochiral organosilanes as substrates has been much less explored and such examples started to appear only very recently,⁵ many of which are intramolecular processes.

As one of the rare examples of intermolecular reactions, we recently reported a rhodium-catalyzed asymmetric synthesis of silicon-stereogenic dibenzosiloles (silicon-bridged biaryls) by enantioselective [2 + 2 + 2] cycloaddition of prochiral triynes

with internal alkynes.^{5a,6} By taking advantage of the convergent nature of this intermolecular approach, we decided to further explore the enantioselective synthesis of a new family of silicon-stereogenic silicon-bridged π -conjugated compounds based on this strategy. Specifically, in this article, we describe the development of a catalytic regio- and enantioselective synthesis of silicon-stereogenic silicon-bridged arylpyridinones, dihydrobenzosilolopyridinones, by rhodium-catalyzed [2 + 2 + 2] cycloaddition of prochiral silicon-containing triynes with isocyanates, including the investigation of its mechanistic aspects.^{7,8}

Results and discussion

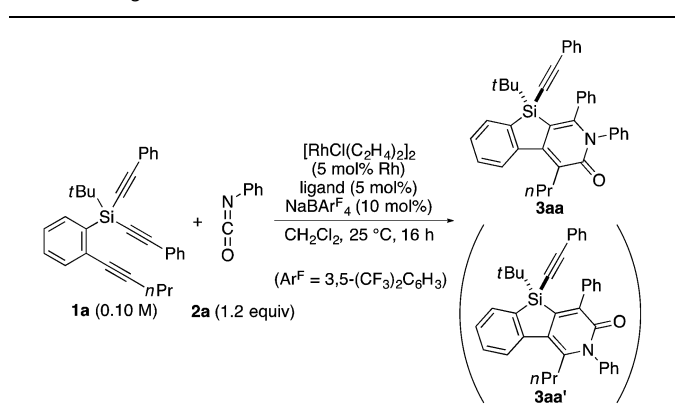
Reaction development

As a starting point, we employed prochiral triyne **1a** as a model substrate for the cationic rhodium-catalyzed [2 + 2 + 2] cycloaddition with phenyl isocyanate (**2a**) in the presence of (*R*)-binap⁹ as the ligand at 25 °C (Table 1, entry 1). Although potentially two regioisomers **3aa** and **3aa'** could be obtained depending on the orientation of isocyanate **2a**, the reaction selectively provided only **3aa** in 93% yield, albeit with low enantiomeric excess (14% ee). The change of ligand to (*R*)-H₈-binap¹⁰ gave similarly low enantioselectivity (13% ee; entry 2), whereas the use of (*R*)-segphos¹¹ improved the enantioselectivity to 76% ee (entry 3). But, the ee was not further improved by using (*R*)-dm-segphos (68% ee; entry 4). In comparison to these axially chiral bisphosphine ligands, axially chiral monophosphine ligand (*R*)-MeO-mop¹² gave **3aa** with higher enantioselectivity (80% ee; entry 5), and the use of (*R*)-L having a methyl group at the 3'-position¹³ further improved the enantioselectivity of **3aa** to 89% ee in 85% yield (entry 6). It is worth noting that only **3aa** was obtained without forming its

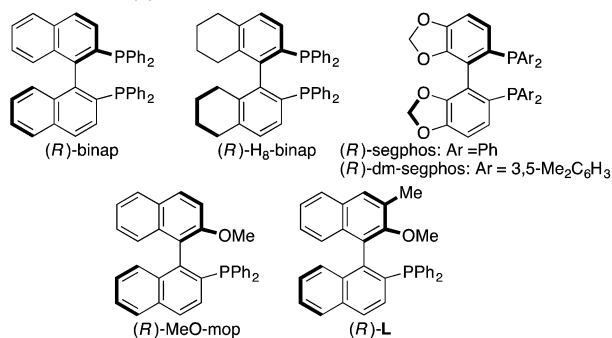
Department of Chemistry and Biotechnology, Graduate School of Engineering, The University of Tokyo, 7-3-1 Hongo, Bunkyo-ku, Tokyo 113-8656, Japan. E-mail: shintani@chembio.t.u-tokyo.ac.jp; nozaki@chembio.t.u-tokyo.ac.jp; Fax: +81-3-5841-7263; Tel: +81-3-5841-7261

† Electronic supplementary information (ESI) available: Detailed experimental procedures. CCDC 1428796. For ESI and crystallographic data in CIF or other electronic format see DOI: 10.1039/c5sc03767k



Table 1 Rhodium-catalyzed asymmetric [2 + 2 + 2] cycloaddition of **1a** with **2a**: ligand effect

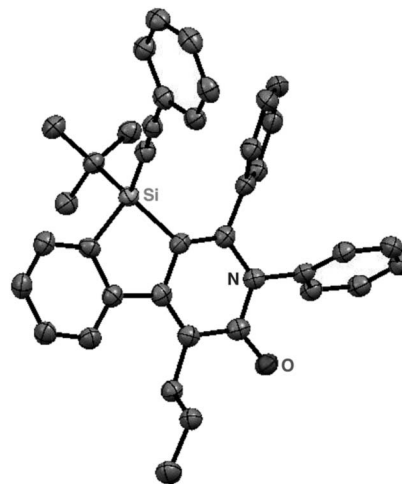
Entry	Ligand	Yield ^a (%)	ee ^b (%)
1	(<i>R</i>)-binap	93	14
2	(<i>R</i>)-H ₈ -binap	89	13
3	(<i>R</i>)-segphos	86	76
4	(<i>R</i>)-dm-segphos	93	68
5	(<i>R</i>)-MeO-mop	86	83
6	(<i>R</i>)-L	85	89



^a Isolated yield. ^b Determined by chiral HPLC on a Chiralpak IA column with hexane/2-propanol = 95/5.

regioisomer **3aa'** for all of these reactions, and the structure of **3aa** including the absolute configuration was firmly established by X-ray crystallographic analysis with Cu-K α radiation as shown in Fig. 1 after recrystallization of the product obtained in entry 6.¹⁴

Under the conditions described in Table 1, entry 6, various silicon-stereogenic dihydrobenzosilolopyridinones (silicon-bridged arylpyridinones) **3** can be synthesized with high yields and enantioselectivities as summarized in Table 2. Thus, 1-pentynyl group of **1a** (entry 1) can be replaced by other alkynyl groups such as 1-propynyl (**1b**), 4-methyl-1-pentynyl (**1c**), and unsubstituted ethynyl (**1d**) groups to give compounds **3ba–3da** in 76–85% yield with 88–91% ee (entries 2–4). Replacement of *tert*-butyl group on the silicon atom by less bulky cyclohexyl group (**1e**) also provides the corresponding product **3ea** with relatively high ee of 86% (entry 5), but the reaction of alkoxy-substituted substrate **1f** gives almost racemic product **3fa** under the present reaction conditions (entry 6). Triynes having two of

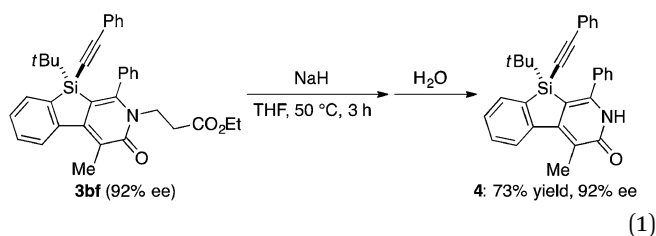
**Fig. 1** X-Ray crystal structure of (*R*)-**3aa** (Flack parameter = 0.04(4)). Hydrogen atoms are omitted for clarity.**Table 2** Scope of rhodium-catalyzed asymmetric synthesis of silicon-bridged arylpyridinones **3**

Entry	Product	Yield ^a (%)	ee ^b (%)
1	3aa ($R^1 = n\text{Pr}$)	85	89
2	3ba ($R^1 = \text{Me}$)	84	91
3 ^c	3ca ($R^1 = i\text{Bu}$)	76	88
4	3da ($R^1 = \text{H}$)	85	91
5	3ea ($R^3 = \text{Cy}$)	83	86
6	3fa ($R^3 = \text{OtBu}$)	78	2
7	3ga ($R^2 = 4\text{-MeOC}_6\text{H}_4$)	94	91
8	3ha ($R^2 = 4\text{-FC}_6\text{H}_4$)	90	91
9	3ia ($R^2 = n\text{Pr}$)	83	54
10 ^d	3bb ($R = 4\text{-MeOC}_6\text{H}_4$)	88 ^e	91
11	3bc ($R = 4\text{-BrC}_6\text{H}_4$)	93	91
12	3bd ($R = 4\text{-IC}_6\text{H}_4$)	82	92
13	3be ($R = \text{CH}_2\text{Ph}$)	83	92
14	3bf ($R = (\text{CH}_2)_2\text{CO}_2\text{Et}$)	86	92

^a Isolated yield. ^b Determined by chiral HPLC. ^c The reaction was conducted at 35 °C for 37 h. ^d The reaction was conducted with 1.1 equiv. of **2b**. ^e Containing ca. 3% of inseparable impurity.



the same substituted phenylethynyl groups on the silicon atom (**1g** and **1h**) are also suitable substrates for the reaction with isocyanate **2a** to give **3ga** and **3ha** with high enantiomeric excesses (91% ee; entries 7 and 8), but the use of an alkylethynyl-substituted variant (**1i**) results in the formation of product **3ia** with lower enantioselectivity (54% ee; entry 9). With regard to the isocyanate, not only aryl isocyanates (**2b–2d**) but also alkyl isocyanates (**2e** and **2f**) possessing functional groups such as halides and esters can be efficiently employed in the present catalysis to give **3bb–3bf** in uniformly high yields (82–93% yield) with 91–92% ee (entries 10–14). It is worth mentioning again that all of these reactions proceed with complete regioselectivity irrespective of the substrate combination. In addition to these *N*-arylated or *N*-alkylated products **3**, *N*-H compound **4** can also be accessed by treatment of ethoxycarbonyl-ethyl-substituted compound **3bf** (92% ee) with NaH followed by protonation *via* a retro-Michael addition reaction (73% yield, 92% ee; eqn (1)).¹⁵



Synthesis of a silicon-stereogenic chiral polymer

The complete regioselectivity in the present [2 + 2 + 2] cycloaddition led us to investigate the preparation of enantioenriched chiral polymers based on the silicon-stereogenic center of silicon-bridged arylpyridinones. For example, the asymmetric [2 + 2 + 2] cycloaddition reaction of trimethylsilyl-ethynyl-substituted compound **1j** with 4-iodophenyl isocyanate (**2d**) under Rh/(*R*)-**L** catalysis gave product **3jd** in 84% yield with 89% ee (eqn (2)). Subsequent removal of the trimethylsilyl group followed by recrystallization led to bifunctional monomer **5** with 99% ee in a good overall yield. The Sonogashira coupling polymerization of **5** in the presence of 3 mol% of methyl 4-iodobenzoate as an initiator successfully afforded **poly-5** in 93% yield with control of the number average molecular weight ($M_n = 19\,000\text{ g mol}^{-1}$, *i.e.*, degree of polymerization = 35; eqn (3)).¹⁶ As far as we are aware, this represents the first example of the synthesis of silicon-stereogenic chiral polymers based on the catalytic asymmetric construction of the silicon stereocenter.¹⁷ The UV-vis and fluorescence spectra of **poly-5** are shown in Fig. 2: the UV-vis absorption and emission band maxima are at 352 nm and 440 nm, respectively, both of which are significantly red-shifted compared to the reported silicon-stereogenic chiral conjugated polymer.^{17a} We also examined the CD spectrum of **poly-5** and found that it showed negative Cotton effects at 287 nm ($\Delta\epsilon = -10.7\text{ unit-M}^{-1}\text{ cm}^{-1}$) and 237 nm ($\Delta\epsilon = -22.4\text{ unit-M}^{-1}\text{ cm}^{-1}$) (Fig. 3).

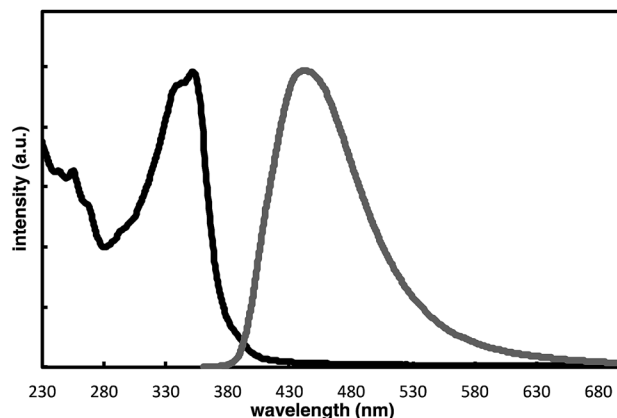


Fig. 2 Normalized UV-vis (black line; at 1.7×10^{-5} unit-M) and fluorescence spectra (gray line ($\Phi_F = 0.04$); at 1.7×10^{-5} unit-M; excited at 350 nm) of **poly-5** in CH_2Cl_2 at 25 °C.

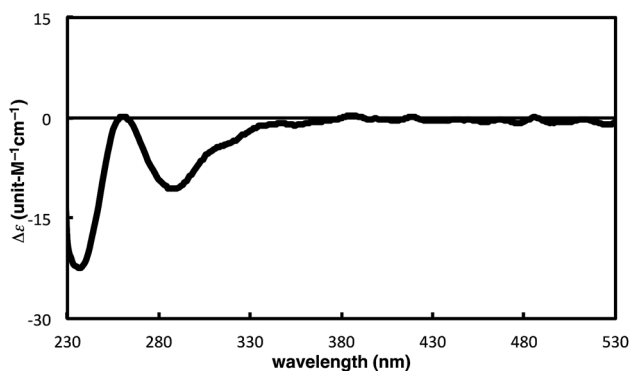
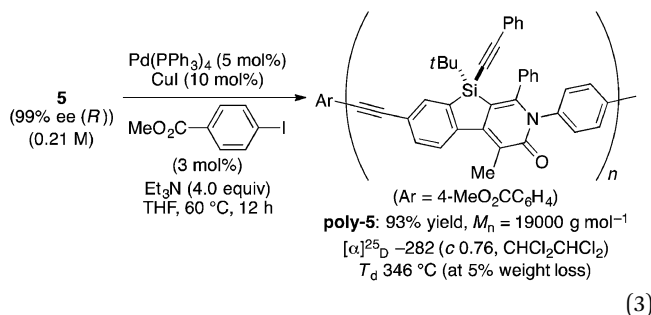
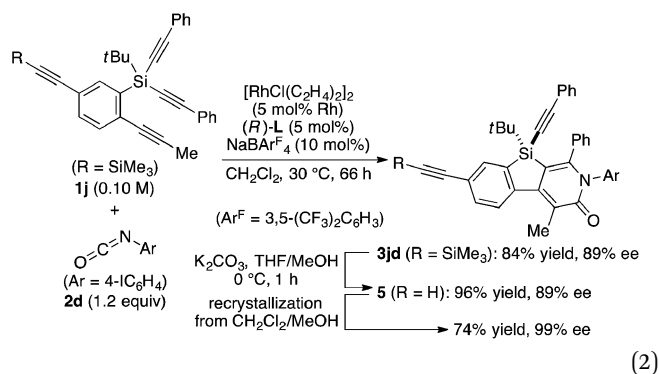
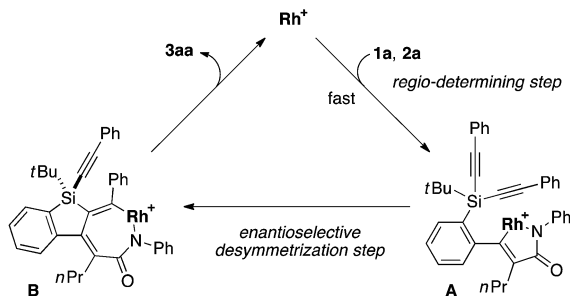


Fig. 3 CD spectrum of **poly-5** (at 1.7×10^{-5} unit-M) in CH_2Cl_2 at 25 °C.

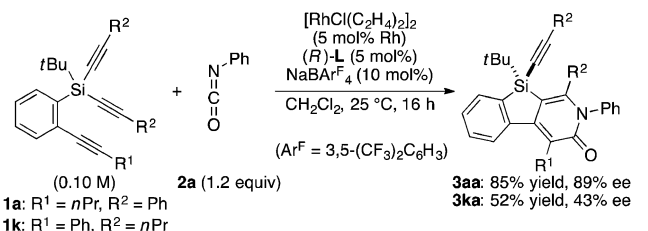




Scheme 1 Proposed catalytic cycle for the rhodium-catalyzed asymmetric $[2 + 2 + 2]$ cycloaddition of **1a** with **2a** to give **3aa** ($\text{Rh} = \text{Rh}((R)\text{-L})$).

Mechanistic considerations

To gain some insight into the origin of regioselective formation of compounds **3** in the present catalysis, we conducted control experiments using triynes **1a** and **1k**, which possess opposite substitution patterns on arylalkynes (R^1) and silylalkynes (R^2) with each other, in the reaction of isocyanate **2a** under $\text{Rh}/(R)\text{-L}$ catalysis (eqn (4)). As was also described in Table 2, entry 1, the reaction of **1a** with **2a** selectively gave **3aa** as the sole regioisomer in 85% yield with 89% ee. The use of **1k** in place of **1a** under otherwise the same conditions turned out to give product **3ka** as the sole regioisomer as well, although the yield and ee became somewhat lower (52% yield, 43% ee). These results indicate that the proximal substituents of the alkynes that engage in the C–C or C–N bond-formation with an isocyanate do not influence the regioselectivity of this process. Instead, the regioselectivity is probably controlled by the reactivity difference between arylalkyne and silylalkyne of triyne **1**. Based on these results, a proposed catalytic cycle for the reaction of **1a** with **2a** is illustrated in Scheme 1. Thus, initial oxidative cyclization of alkyne on the benzene ring of **1a** and $\text{C}=\text{N}$ of **2a** with cationic rhodium(i) species gives five-membered rhodacycle **A** having a $\text{Rh}\text{-N}$ bond to set the regiochemistry in the product formation.^{7d,18} Subsequent intramolecular insertion of one of the alkynes on silicon into the $\text{Rh}\text{-C}$ bond of **A** takes place to give seven-membered rhodacycle **B**. The enantioselectivity of the silicon stereocenter is presumably determined at this insertion step. Rhodacycle **B** then undergoes reductive elimination to provide compound **3aa** along with regeneration of cationic rhodium(i) species.



(4)

We also carried out a series of kinetic experiments to gain more detailed understanding for the reaction of triyne **1a** with

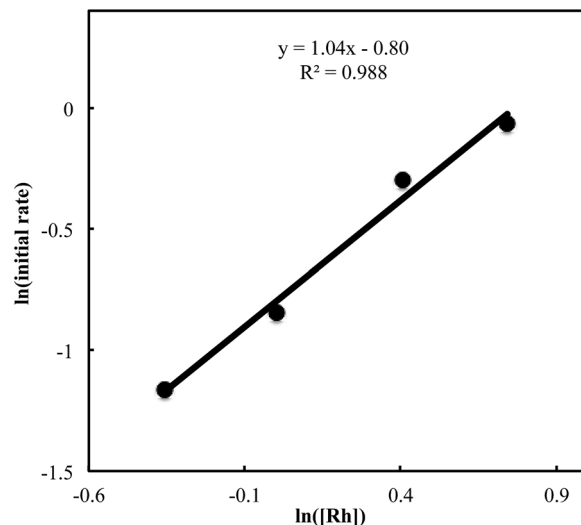


Fig. 4 Ln plot of the initial rate (mM min^{-1}) vs. concentration of Rh catalyst (mM) ($[\text{Rh}]_0 = 0.7\text{--}2.1\text{ mM}$, $[\text{1a}]_0 = 50\text{ mM}$, $[\text{2a}]_0 = 50\text{ mM}$).

isocyanate **2a** in the presence of $[\text{RhCl}(\text{C}_2\text{H}_4)_2]_2/(R)\text{-L}/\text{NaBARF}_4$ as the catalyst in CH_2Cl_2 at $28\text{ }^\circ\text{C}$. As shown in Fig. 4, the reaction rate shows first-order dependency on the concentration of rhodium catalyst. In contrast, the initial concentrations of triyne **1a** and isocyanate **2a** have no influence on the initial rate of the production of **3aa** (Fig. 5 and 6), indicating that the reaction is zero-order in both **1a** and **2a**. These experimental results are consistent with the proposed catalytic cycle in Scheme 1, and the oxidative cyclization step to form intermediate **A** takes place rapidly (zero-order in both **1a** and **2a**). The turnover-limiting step is one of the subsequent intramolecular processes, either the insertion step to form intermediate **B** or the reductive elimination step from **B** (first-order in $[\text{Rh}]$).

Attempted kinetic resolution of triyne (\pm)-**1l** gave further information for the mechanism of the present catalysis. As

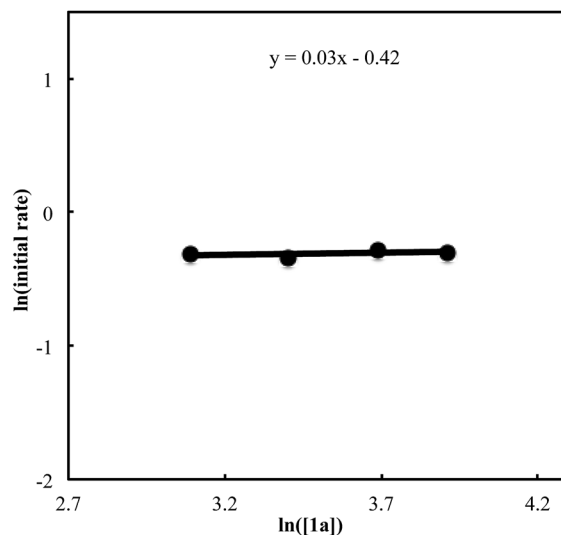


Fig. 5 Ln plot of the initial rate (mM min^{-1}) vs. concentration of triyne **1a** (mM) ($[\text{Rh}]_0 = 1.5\text{ mM}$, $[\text{1a}]_0 = 22\text{--}50\text{ mM}$, $[\text{2a}]_0 = 50\text{ mM}$).



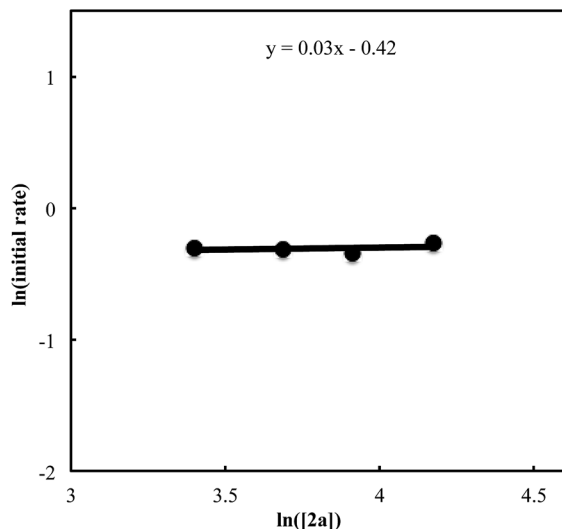
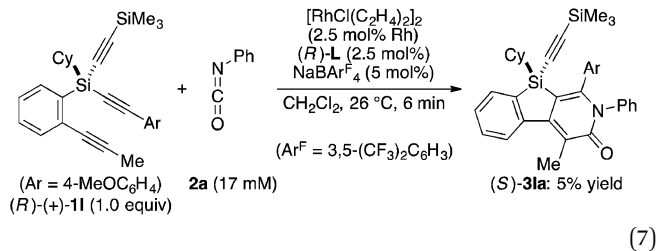
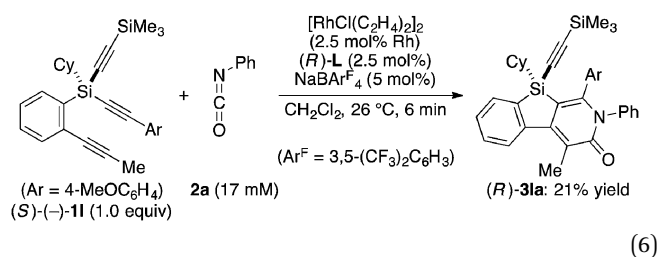
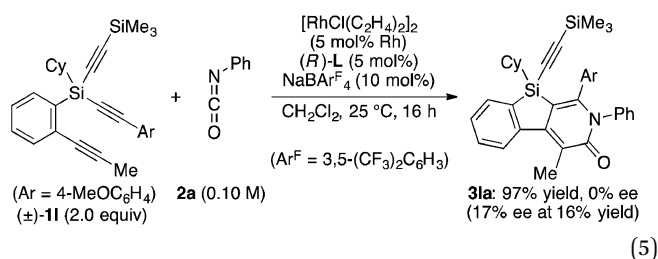


Fig. 6 Ln plot of the initial rate (mM min^{-1}) vs. concentration of isocyanate **2a** (mM) ($[\text{Rh}]_0 = 1.5 \text{ mM}$, $[\mathbf{1a}]_0 = 30 \text{ mM}$, $[\mathbf{2a}]_0 = 30\text{--}65 \text{ mM}$).

shown in eqn (5), the reaction of $(\pm)\text{-}\mathbf{11}$ (2.0 equiv.) with phenyl isocyanate **2a** in the presence of $\text{Rh}/(R)\text{-}\mathbf{L}$ selectively gave product **3la** in 97% yield based on **2a** (49% yield based on $(\pm)\text{-}\mathbf{11}$) by incorporating the 4-methoxyphenylethynyl group on silicon into the pyridinone framework with trimethylsilylethynyl group intact, and **3la** thus obtained was found to be completely racemic. In contrast, enantiopure $(S)\text{-}(-)\text{-}\mathbf{11}$, the matched enantiomer, reacted with **2a** at least 4.2 times faster than its opposite enantiomer $(R)\text{-}(+)\text{-}\mathbf{11}$ under the catalysis of $\text{Rh}/(R)\text{-}\mathbf{L}$ (eqn (6) and (7)). These results indicate that the initial oxidative cyclization step in Scheme 1 occurs irreversibly and non-stereoselectively, and the subsequent enantio-discriminating insertion step is most likely the turnover-limiting step.



Conclusions

In summary, we have developed a rhodium-catalyzed regio- and enantioselective synthesis of silicon-stereogenic silicon-bridged arylpyridinones through $[2 + 2 + 2]$ cycloaddition of silicon-containing prochiral triynes with isocyanates. High yields and enantioselectivities have been achieved by employing axially chiral monophosphine $(R)\text{-}\mathbf{L}$ as the ligand, and this process could be applied to the synthesis of silicon-stereogenic chiral polymers by way of a catalytic asymmetric construction of the silicon stereocenter for the first time. We have also investigated the mechanistic aspects of the present catalysis to establish a reasonable catalytic cycle based on a series of control experiments and kinetic studies, which represents a rare example of the experimental mechanistic study for the rhodium-catalyzed synthesis of pyridinones *via* $[2 + 2 + 2]$ cycloaddition reactions.

Acknowledgements

Support has been provided in part by a Grant-in-Aid for Challenging Exploratory Research, the Ministry of Education, Culture, Sports, Science and Technology, Japan. We thank Prof. Takuzo Aida at The University of Tokyo for the measurement of fluorescence and CD spectra. We thank Prof. Yoshiaki Nishibayashi and Dr Kazunari Nakajima at The University of Tokyo for the measurement of optical rotations. We thank Dr Shingo Ito for X-ray crystallographic analysis.

Notes and references

- (a) *Comprehensive Asymmetric Catalysis I–III*, ed. E. N. Jacobsen, A. Pfaltz and H. Yamamoto, Springer-Verlag, New York, 1999; (b) *Catalytic Asymmetric Synthesis*, ed. I. Ojima, Wiley-VCH, New York, 2nd edn, 2000; (c) *New Frontiers in Asymmetric Catalysis*, ed. K. Mikami and M. Lautens, John Wiley & Sons, New Jersey, 2007; (d) *Phosphorus Ligands in Asymmetric Catalysis 1–3*, ed. A. Börner, Wiley-VCH, Weinheim, 2008; (e) *Multicatalyst System in Asymmetric Catalysis*, ed. J. Zhou, John Wiley & Sons, New Jersey, 2015.
- For reviews on catalytic asymmetric synthesis of silicon-stereogenic organosilanes, see: (a) L.-W. Xu, L. Li, G.-Q. Lai and J.-X. Jiang, *Chem. Soc. Rev.*, 2011, **40**, 1777; (b) L.-W. Xu, *Angew. Chem., Int. Ed.*, 2012, **51**, 12932; (c) R. Shintani, *Asian J. Org. Chem.*, 2015, **4**, 510.
- Stoichiometric synthesis of silicon-stereogenic compounds has been somewhat more investigated. For pioneering



- work, see: (a) L. H. Sommer, *Stereochemistry, Mechanism and Silicon; an Introduction to the Dynamic Stereochemistry and Reaction Mechanisms of Silicon Centers*, McGraw-Hill, New York, 1965 For selected recent examples, see: (b) C. Strohmann, J. Hörnig and D. Auer, *Chem. Commun.*, 2002, 766; (c) M. Trzoss, J. Shao and S. Bienz, *Tetrahedron: Asymmetry*, 2004, **15**, 1501; (d) S. Rendler, G. Auer and M. Oestreich, *Angew. Chem., Int. Ed.*, 2005, **44**, 7620; (e) S. Rendler, G. Auer, M. Keller and M. Oestreich, *Adv. Synth. Catal.*, 2006, **348**, 1171; (f) S. Rendler, M. Oestreich, C. P. Butts and G. C. Lloyd-Jones, *J. Am. Chem. Soc.*, 2007, **129**, 502; (g) K. Igawa, N. Kokan and K. Tomooka, *Angew. Chem., Int. Ed.*, 2010, **49**, 728; (h) J. O. Bauer and C. Strohmann, *Angew. Chem., Int. Ed.*, 2014, **53**, 720.
- 4 (a) R. J. P. Corriu and J. J. E. Moreau, *Tetrahedron Lett.*, 1973, **14**, 4469; (b) T. Hayashi, K. Yamamoto and M. Kumada, *Tetrahedron Lett.*, 1974, **15**, 331; (c) R. J. P. Corriu and J. J. E. Moreau, *J. Organomet. Chem.*, 1975, **85**, 19; (d) R. J. P. Corriu and J. J. E. Moreau, *J. Organomet. Chem.*, 1976, **120**, 337; (e) T. Ohta, M. Ito, A. Tsuneto and H. Takaya, *J. Chem. Soc., Chem. Commun.*, 1994, 2525; (f) Y. Yasutomi, H. Suematsu and T. Katsuki, *J. Am. Chem. Soc.*, 2010, **132**, 4510; (g) Y. Kurihara, M. Nishikawa, Y. Yamanoi and H. Nishihara, *Chem. Commun.*, 2012, **48**, 11564; (h) K. Igawa, D. Yoshihiro, N. Ichikawa, N. Kokan and K. Tomooka, *Angew. Chem., Int. Ed.*, 2012, **51**, 12745 See also: (i) K. Tamao, K. Nakamura, H. Ishii, S. Yamaguchi and M. Shiro, *J. Am. Chem. Soc.*, 1996, **118**, 12469; (j) D. R. Schmidt, S. J. O'Malley and J. L. Leighton, *J. Am. Chem. Soc.*, 2003, **125**, 1190; (k) Y. Kuninobu, K. Yamauchi, N. Tamura, T. Seiki and K. Takai, *Angew. Chem., Int. Ed.*, 2013, **52**, 1520.
- 5 (a) K. Igawa, J. Takada, T. Shimono and K. Tomooka, *J. Am. Chem. Soc.*, 2008, **130**, 16132; (b) R. Shintani, K. Moriya and T. Hayashi, *J. Am. Chem. Soc.*, 2011, **133**, 16440; (c) R. Shintani, K. Moriya and T. Hayashi, *Org. Lett.*, 2012, **14**, 2902; (d) R. Shintani, H. Otomo, K. Ota and T. Hayashi, *J. Am. Chem. Soc.*, 2012, **134**, 7305; (e) R. Shintani, E. E. Maciver, F. Tamakuni and T. Hayashi, *J. Am. Chem. Soc.*, 2012, **134**, 16955; (f) M. Onoe, K. Baba, Y. Kim, Y. Kita, M. Tobisu and N. Chatani, *J. Am. Chem. Soc.*, 2012, **134**, 19477; (g) X. Lu, L. Li, W. Yang, K. Jiang, K.-F. Yang, Z.-J. Zheng and L.-W. Xu, *Eur. J. Org. Chem.*, 2013, 5814; (h) R. Shintani, C. Takagi, T. Ito, M. Naito and K. Nozaki, *Angew. Chem., Int. Ed.*, 2015, **54**, 1616; (i) Y. Naganawa, T. Namba, M. Kawagishi and H. Nishiyama, *Chem.-Eur. J.*, 2015, **21**, 9319; (j) R. Shintani, H. Kurata and K. Nozaki, *Chem. Commun.*, 2015, **51**, 11378.
- 6 For recent reviews on the rhodium-catalyzed $[2 + 2 + 2]$ cycloaddition reactions, see: (a) K. Tanaka, *Chem.-Asian J.*, 2009, **4**, 508; (b) N. Weding and M. Hapke, *Chem. Soc. Rev.*, 2011, **40**, 4525; (c) Y. Shibata and K. Tanaka, *Synthesis*, 2012, **44**, 323; (d) D. L. J. Broere and E. Ruijter, *Synthesis*, 2012, **44**, 2639; (e) K. Tanaka, Y. Kimura and K. Murayama, *Bull. Chem. Soc. Jpn.*, 2015, **88**, 375.
- 7 For examples of pyridinone synthesis by rhodium-catalyzed $[2 + 2 + 2]$ cycloaddition reactions: (a) S. T. Flynn, S. E. Hasso-Henderson and A. W. Parkins, *J. Mol. Catal.*, 1985, **32**, 101; (b) K. Tanaka, A. Wada and K. Noguchi, *Org. Lett.*, 2005, **7**, 4737; (c) G. Nishida, N. Suzuki, K. Noguchi and K. Tanaka, *Org. Lett.*, 2006, **8**, 3489; (d) T. Kondo, M. Nomura, Y. Ura, K. Wada and T. Mitsudo, *Tetrahedron Lett.*, 2006, **47**, 7107; (e) K. Tanaka, Y. Takahashi, T. Suda and M. Hirano, *Synlett*, 2008, 1724; (f) K. M. Oberg, E. E. Lee and T. Rovis, *Tetrahedron*, 2009, **65**, 5056; (g) Y. Komine and K. Tanaka, *Org. Lett.*, 2010, **12**, 1312; (h) M. Augé, M. Barbazanges, A. T. Tran, A. Simonneau, P. Elley, H. Amouri, C. Aubert, L. Fensterbank, V. Gandon, M. Malacria, J. Moussa and C. Ollivier, *Chem. Commun.*, 2013, **49**, 7833; (i) M. Augé, A. Feraldi-Xypolia, M. Barbazanges, C. Aubert, L. Fensterbank, V. Gandon, E. Kolodziej and C. Ollivier, *Org. Lett.*, 2015, **17**, 3754 For a review: (j) K. Tanaka, *Heterocycles*, 2012, **85**, 1017.
- 8 Other transition-metal catalysts have also been used for pyridinone synthesis by $[2 + 2 + 2]$ cycloaddition. Cobalt: (a) P. Hona and H. Yamazaki, *Tetrahedron Lett.*, 1977, 1333; (b) R. A. Earl and K. P. C. Vollhardt, *J. Am. Chem. Soc.*, 1983, **105**, 6991; (c) R. A. Earl and K. P. C. Vollhardt, *J. Org. Chem.*, 1984, **49**, 4786; (d) P. Diversi, G. Ingrosso, A. Lucherini and S. Malquori, *J. Mol. Catal.*, 1987, **40**, 267; (e) L. V. R. Boñaga, H.-C. Zhang, D. A. Gauthier, I. Reddy and B. E. Maryanoff, *Org. Lett.*, 2003, **5**, 4537; (f) L. V. R. Boñaga, H.-C. Zhang, A. F. Moretto, H. Ye, D. A. Gauthier, J. Li, G. C. Leo and B. E. Maryanoff, *J. Am. Chem. Soc.*, 2005, **127**, 3473; (g) D. D. Young and A. Deiters, *Angew. Chem., Int. Ed.*, 2007, **46**, 5187; (h) D. D. Young, J. A. Teske and A. Deiters, *Synthesis*, 2009, 3785; (i) L. L. Lv, X. F. Wang, Y. C. Zhu, X. W. Liu, X. Q. Huang and Y. C. Wang, *Organometallics*, 2013, **32**, 3837 Nickel: (j) H. Hoberg and B. W. Oster, *Synthesis*, 1982, 324; (k) H. Hoberg and B. W. Oster, *J. Organomet. Chem.*, 1983, **252**, 359; (l) H. A. Duong, M. J. Cross and J. Louie, *J. Am. Chem. Soc.*, 2004, **126**, 11438; (m) H. A. Duong and J. Louie, *J. Organomet. Chem.*, 2005, **690**, 5098 Ruthenium: (n) Y. Yamamoto, H. Takagishi and K. Itoh, *Org. Lett.*, 2001, **3**, 2117; (o) S. Alvarez, S. Medina, G. Domínguez and J. Pérez-Castells, *J. Org. Chem.*, 2013, **78**, 9995 Iridium: (p) G. Onodera, M. Suto and R. Takeuchi, *J. Org. Chem.*, 2012, **77**, 908.
- 9 H. Takaya, K. Mashima, K. Koyano, M. Yagi, H. Kumobayashi, T. Taketomi, S. Akutagawa and R. Noyori, *J. Org. Chem.*, 1986, **51**, 629.
- 10 X. Zhang, K. Mashima, K. Koyano, N. Sayo, H. Kumobayashi, S. Akutagawa and H. Takaya, *Tetrahedron Lett.*, 1991, **32**, 7283.
- 11 T. Saito, T. Yokozawa, T. Ishizaki, T. Moroi, N. Sayo, T. Miura and H. Kumobayashi, *Adv. Synth. Catal.*, 2001, **343**, 264.
- 12 (a) T. Hayashi, *Acc. Chem. Res.*, 2000, **33**, 354; (b) Y. Uozumi, A. Tanahashi, S.-Y. Lee and T. Hayashi, *J. Org. Chem.*, 1993, **58**, 1945.
- 13 B. Saha and T. V. RajanBabu, *J. Org. Chem.*, 2007, **72**, 2357.
- 14 CCDC-1428796 contains the supplementary crystallographic data for this paper.



- 15 (a) R. Shintani, T. Ito, M. Nagamoto, H. Otomo and T. Hayashi, *Chem. Commun.*, 2012, **48**, 9936 See also: (b) T. M. Ha, B. Yao, Q. Wang and J. Zhu, *Org. Lett.*, 2015, **17**, 1750.
- 16 Polymerization of **5** in the absence of initiator also proceeded smoothly to give highly insoluble polymers, presumably due to the formation of polymers with much higher molecular weight. In order to enable solution-phase analyses of the polymers, we conducted polymerization using 3 mol% of methyl 4-iodobenzoate to obtain polymers with a controlled number average molecular weight.
- 17 Optically active silicon-stereogenic chiral polymers containing silicon atoms in the main chain have been reported through the chiral HPLC separation of racemic monomers: (a) Y. Kawakami, M. Omote, I. Imae and E. Shirakawa, *Macromolecules*, 2003, **36**, 7461; (b) D. Zhou and Y. Kawakami, *Macromolecules*, 2005, **38**, 6902 Optically active silicon-stereogenic chiral polymers containing silicon atoms in the side chain have been reported through the fractional recrystallization of diastereomeric monomers: (c) B. Z. Tang, X. Wan and H. S. Kwok, *Eur. Polym. J.*, 1998, **34**, 341.
- 18 Related azametallacycle intermediates have also been proposed for other transition-metal catalyst systems. See ref. 8d, k, and m.

