

Cite this: *Chem. Sci.*, 2022, 13, 13141

All publication charges for this article have been paid for by the Royal Society of Chemistry

Photochemical synthesis of 1,2,4-triazoles via addition reaction of triplet intermediates to diazoalkanes and azomethine ylide intermediates†

Bao-Gui Cai,^{‡a} Ye-Peng Bao,^{‡a} Chao Pei,^b Qian Li,^a Lei Li,^a Rene M. Koenigs^{id}*^b and Jun Xuan^{*ac}

The reactivity of diazoalkanes most commonly proceeds through the formation of carbene intermediates or dipolar cycloaddition reactions. The reaction of diazoalkanes with intermediates with unpaired electrons, however, is much less elaborated. Herein, we report on the photochemical reaction of acceptor-only diazoalkanes with azodicarboxylates. Photoexcitation of the latter results in the formation of a triplet species, which undergoes an addition reaction with diazoalkanes and formation of an azomethine ylide followed by dipolar cycloaddition reaction with organic nitriles to give a 1,2,4-triazole. The application of this transformation was elaborated in a broad and general substrate scope (48 examples), including scale-up via flow chemistry and downstream transformations. Experimental and computational studies were performed to elucidate the reaction mechanism and to rationalize the reaction outcome.

Received 24th August 2022
Accepted 22nd October 2022

DOI: 10.1039/d2sc04720a

rsc.li/chemical-science

Introduction

Diazoalkanes are versatile reagents in organic synthesis to introduce a carbene fragment onto organic building blocks.¹ Their reaction most commonly involves the generation of a free (3) or metal-bound (2) carbene intermediate that engages in a rich portfolio of organic reactions, such as cyclopropanation, rearrangement reactions or C–H functionalization reactions (Scheme 1a).^{1–3} More recently, photocatalysis emerged as a new stratagem to expand this classic reactivity towards radical reactivity via a proton coupled electron transfer process.⁴ On the contrary, the reactivity of diazoalkanes with reagents possessing unpaired electrons, such as radical or triplet intermediates, is vastly overlooked and only singular reports discuss the reaction of a diazoalkane with such species.⁵ The most prominent example of such radical addition reactions to diazoalkanes can be found in the polymerization reaction of diazoalkanes, where a metal-bound radical intermediate adds to another molecule of

diazoalkanes.⁶ A second approach discusses the UV-mediated reaction of diazomethane with haloalkanes in substitution reactions as reported by Urry and Bilow in 1964 (5, Scheme 1c).⁷ Such radical addition approaches have recently gained interest using iodine-based reagents to allow addition reactions of radical species in a more systematic fashion, yet with the necessity of high reaction temperatures in combination with suitable reagents, catalysts (or promoters), and leaving groups to access the radical intermediate.⁸

Owing to the close relationship of radicals and triplet intermediates, we envisioned that the triplet spin state of a suitable reagent could be used to leverage a radical-type addition reaction to diazoalkanes. This strategy would in turn facilitate approaches towards this reaction pathway and at the same time improve on the overall reaction sustainability as this approach would require a rather simple photoexcitation of suitable reagents from ground to triplet spin state (Scheme 1d).

Against this background and our ongoing research interest in low-energy visible light-promoted organic synthesis,⁹ we envisioned that photoexcitation of intensely colored azo dicarboxylates could be a practical handle to access a triplet intermediate, which in turn should engage in an addition reaction with ethyl diazoacetate. Following extrusion of nitrogen gas, such reaction would result in the formation of an azomethine ylide, which itself can undergo dipolar cycloaddition reactions to form valuable azole heterocycles. Specifically, the reaction with nitriles should proceed through [3 + 2]-addition to construct 1,2,4-triazole derivatives, an important heterocycle with rich bioactivities (Scheme 1d).¹⁰

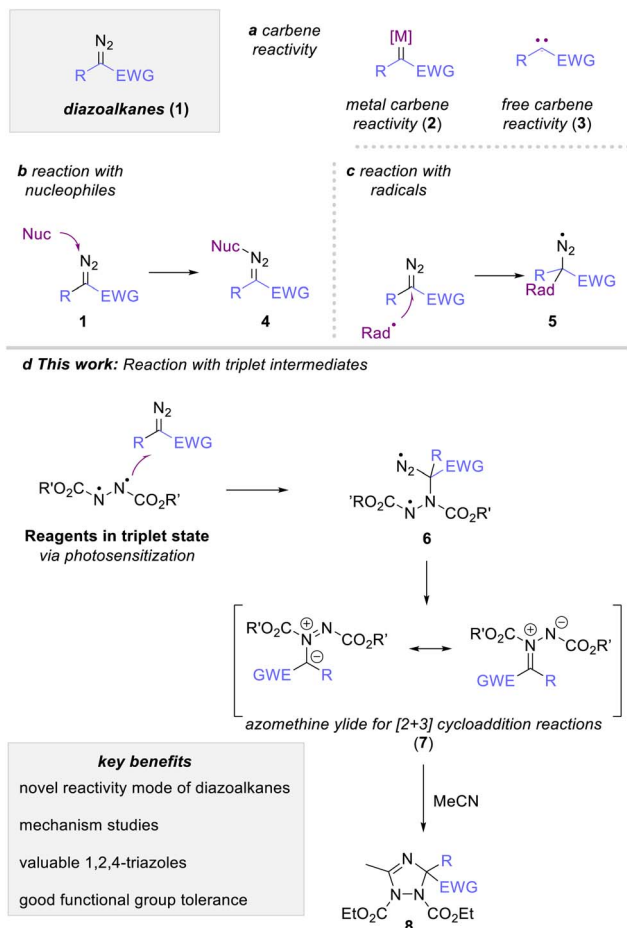
^aAnhui Province Key Laboratory of Chemistry for Inorganic/Organic Hybrid Functionalized Materials, College of Chemistry & Chemical Engineering, Anhui University, Hefei, Anhui 230601, China. E-mail: xuanjun@ahu.edu.cn

^bInstitute of Organic Chemistry, RWTH Aachen University, Landoltweg 1, 52074 Aachen, Germany. E-mail: rene.koenigs@rwth-aachen.de

^cKey Laboratory of Structure and Functional Regulation of Hybrid Materials, (Anhui University), Ministry of Education, Hefei, Anhui 230601, China

† Electronic supplementary information (ESI) available. CCDC 2166508. For ESI and crystallographic data in CIF or other electronic format see DOI: <https://doi.org/10.1039/d2sc04720a>

‡ These authors contributed equally to this work.



Scheme 1 Photochemical carbene transformation reactions of diazoalkanes and our reaction design.

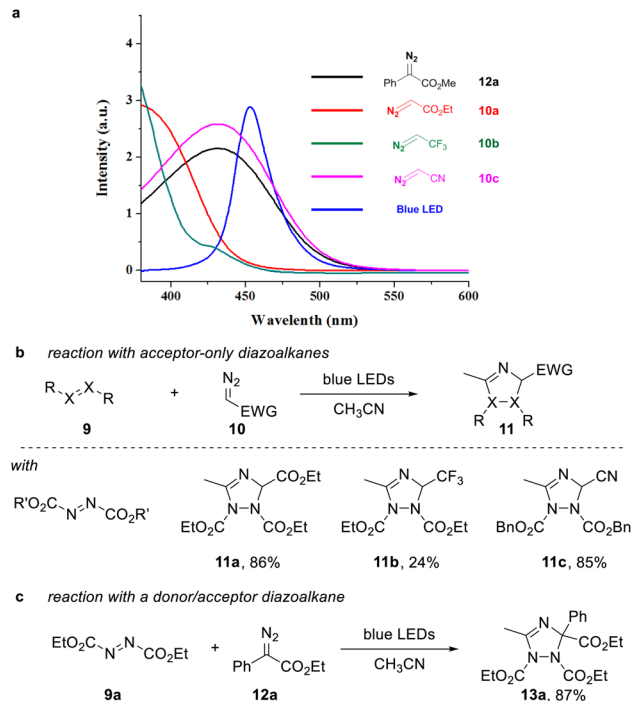
Results and discussion

Reaction design and reaction mechanism

A requirement to achieve such transformation lies within the use of a suitable organic building block that can undergo facile photoinduced formation of a triplet intermediate. In this context, we considered azo dicarboxylates, which show a strong absorption in the visible light region with an absorption maximum at 400 nm, which expands into the visible light region up to more than 500 nm.

At the same time, we analyzed a set of commonly used acceptor-only diazoalkanes, including ethyl diazoacetate **10a**, 2-diazo-1,1,1-trifluoroethane **10b**, and diazoacetone **10c** (Scheme 2a). **10c** presents an almost identical absorbance spectra in the visible region compared with the well-studied donor-acceptor diazoalkanes, e.g. ethyl 2-diazo-2-phenylacetate **12a** (Scheme 2a, dark green line and red line). The other two acceptor-only diazoalkanes **10a** and **10b** also have absorption in the visible region (Scheme 2a, light green line and pink line).

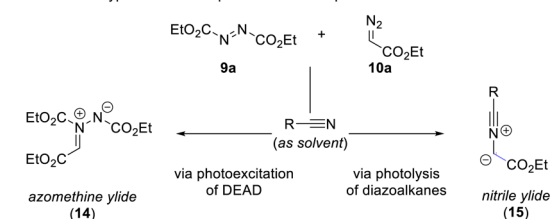
For proof of concept, we next examined the reaction of acceptor-only diazoalkanes **10a–c** with azodicarboxylates **9** in acetonitrile, which serves as both solvent and dipolarophile. In



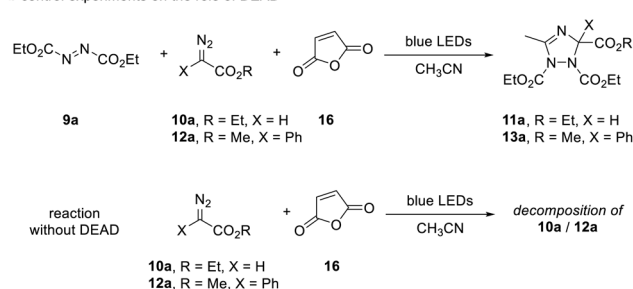
Scheme 2 (a) UV-vis absorbance spectra of commonly used three acceptor-only diazoalkanes in CH₃CN (c = 0.2 M). (b) Three component cascade reaction of acceptor diazoalkanes, CH₃CN and DEAD. (c) Reaction of donor/acceptor diazoalkane **12a**, CH₃CN and DEAD.

agreement to our initial hypothesis, we were able to obtain the desired 1,2,4-triazole products **11a–c** in good isolated yield after 12 h reaction time (Scheme 2b, for details of optimization, see

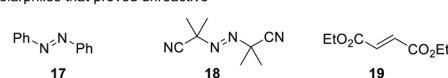
a mechanistic hypothesis on the photochemical step



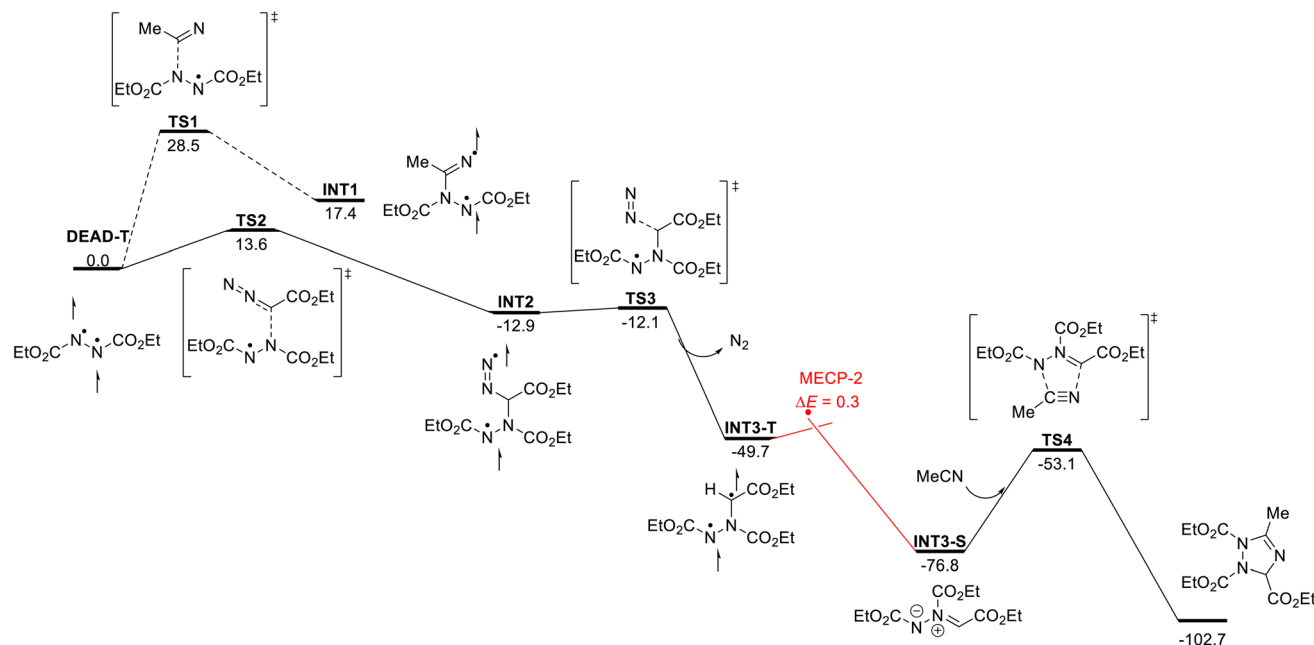
b control experiments on the role of DEAD



c further dipolarophiles that proved unreactive



Scheme 3 Control experiments.



Scheme 4 Reaction mechanism.

the ESI[†]). Control experiments indicated that no desired 1,2,4-triazole product was observed when the reaction was conducted in dark. Notably, also the reaction of ethyl phenyldiazoacetate proved very efficient to give the corresponding triazole **13a** in high yield (Scheme 2c).

The outcome of these reactions triggered our interest in understanding the reaction mechanism as the formation of the 1,2,4-triazole can be explained by either photoexcitation of azodicarboxylate **9** as outlined in the introduction, or by photolysis reaction of the diazoalkane and formation of a nitrile ylide followed by dipolar cycloaddition of the nitrile ylide (Scheme 3a).

For deconvolution of reaction pathways, we first conducted the reaction in acetonitrile solvent in the presence of maleic anhydride. When the reaction is carried out in the presence of additional maleic anhydride, only the formation of the 1,2,4-triazole **11a/13a** was observed and no reaction with maleic anhydride occurred. We then performed the same reaction in the absence of azodicarboxylate **9a**. Here, no reaction occurred, which provides evidence on the participation of azodicarboxylate **9a** in the course of the reaction and now suggests that a nitrile ylide is not formed as a reaction intermediate (Scheme 3b). Similar, the reaction with other olefins, such as azobenzene, 2,2'-azobis(2-methylpropionitrile), and diethyl maleate proved unsuccessful and show the relevance of photoexcitation of azodicarboxylate **9a** in this transformation (Scheme 3c).

We finally conducted experiments in the presence of TEMPO as a radical scavenger and were able to observe a notable reduction of the yield of triazole **11a** upon addition of stoichiometric amounts of TEMPO (for details, see the Experimental ESI[†]), which hints at the participation of species with unpaired electrons.

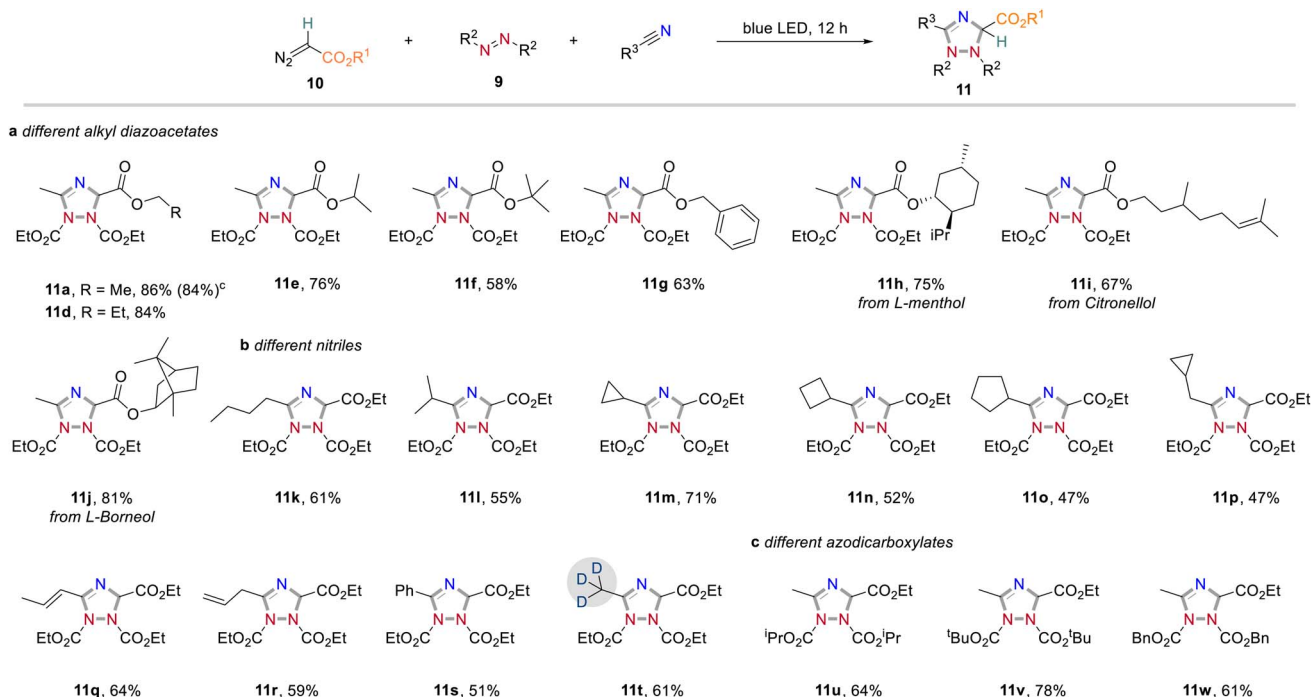
Further analysis then involved computational studies. First, we analyzed the photoexcitation of DEAD and EDA and formation of DEAD-T and EDA-T using (TD)-DFT methods. These show that visible light photoexcitation is more favorable for DEAD under visible light conditions; the energy required for the $\pi-\pi^*$ transition was calculated to be $58.6 \text{ kcal mol}^{-1}$ ($\lambda_{\text{max}} = 488 \text{ nm}$) for DEAD, while a much higher energy is required for photoexcitation of EDA ($70.4 \text{ kcal mol}^{-1}$; $\lambda_{\text{max}} = 410 \text{ nm}$) (for details, see the ESI[†]).

With this data, we next embarked on computational studies of the reaction mechanism (Scheme 4). After photoexcitation of DEAD, the triplet state DEAD-T can undergo a radical-type addition reaction with acetonitrile or with EDA. The addition to acetonitrile, however, requires a high activation free energy of $28.5 \text{ kcal mol}^{-1}$ (TS1) and is thus kinetically and thermodynamically unfavorable. In contrast, a similar radical addition onto EDA was identified much more facile and proceeds with a low energy barrier of $13.6 \text{ kcal mol}^{-1}$ (TS2) and leads to diradical INT2 in an exergonic reaction. Further calculations indicate the formation of INT3-T through denitrogenation of INT2 (TS3, $\Delta G^\ddagger = 0.8 \text{ kcal mol}^{-1}$) as a nearly barrierless process. Subsequently, intersystem crossing of INT3-T affords the more stable singlet species INT3-S – or azomethine ylide. This process was identified as a near barrierless step as shown by minimum energy crossing point (MECP) calculations. Final [3 + 2] cycloaddition of azomethine ylide INT3-S with acetonitrile will generate the 1,2,4-triazole.

Application

In further studies we focused on the application of this concept in organic synthesis and examined the generality and limitations of this light-promoted 1,2,4-triazole synthesis protocol.





Scheme 5 Reactivity exploration of acceptor-only diazoalkanes. Reaction conditions: ^a Reaction performed with diazoalkanes (0.4 mmol), azodicarboxylates (0.1 mmol) in dry nitrile solvent (1.0 mL) at rt under irradiation with 24 W blue LEDs for 12 h. ^b Isolated yield. ^c Performed at 1.0 mmol scale.

We first investigated the reactivity of acceptor-only diazoalkanes by using different alkyl 2-diazoacetates. It was found that diazoacetates containing different alkyl groups smoothly underwent azomethine ylide formation to afford the corresponding 1,2,4-triazoles in generally good yields (Scheme 5a). In further investigations, we found that nitrile solvents bearing different alkyl groups (**11k** and **l**), cycloalkyl groups (**11m–p**), alkyl groups with sensitive carbon–carbon double bonds (**11q** and **r**) and aryl group (**11s**) showed good compatibility to produce the corresponding 1,2,4-triazoles products in good yields (Scheme 5b). It is well known that incorporation of deuterium atoms into drug molecules are one the most important approaches for their activity modification.¹¹ To our delight, the deuterated 1,2,4-triazole **11t** could be obtained in 61% yield with CD₃CN as carbene trapping reagent. We also studied the effect of substituents on azodicarboxylates to the reaction efficiency (Scheme 5c). Replacement of DEAD to more sterically demanding diisopropyl azodicarboxylate (DIAD) and di-*tert*-butyl azodicarboxylate (DTBAD) caused slightly decreased reaction yields (**11u** and **v**). The more electrophilic DBAD remained highly reactive toward cycloaddition to give 1,2,4-triazole **11w** in 61% yield. Importantly, different acceptor groups, such as a nitrile, a ketone, or a CF₃ group on the diazoalkane component were examined and found compatible to the reaction conditions (see also Scheme 2b).

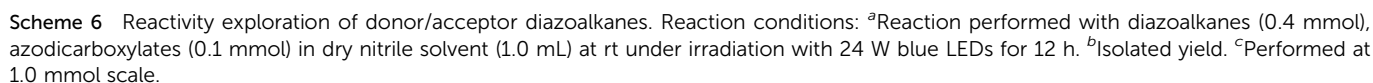
Apart from acceptor-only diazoalkanes, the reactivity of donor–acceptor diazoalkanes was then studied (Scheme 6, for an overview of unsuccessful examples, see page S3 in the Experimental ESI†). Generally, a wide range of 1,2,4-triazole

derivatives were accessed in good yields when using aryldiazoesters as carbene precursors (Scheme 6a). For instance, the three-component reaction of methyl 2-diazo-2-phenylacetate, CH₃CN and DEAD gave the cycloaddition product **13a** in 87% yield. Similarly, different electron-withdrawing groups (–F, –Cl, –Br, –CF₃) at the *para* or *ortho* positions on the phenyl ring of aryldiazoacetate were all well-tolerated and the corresponding 1,2,4-triazoles were obtained in good yields (**13c–f**, 89–95% yields). In contrast, the electron-rich substituents on the phenyl ring (**13b, g** and **h**), or a naphthyl substituent, led to a slightly decreased the reaction yield (**13j**).

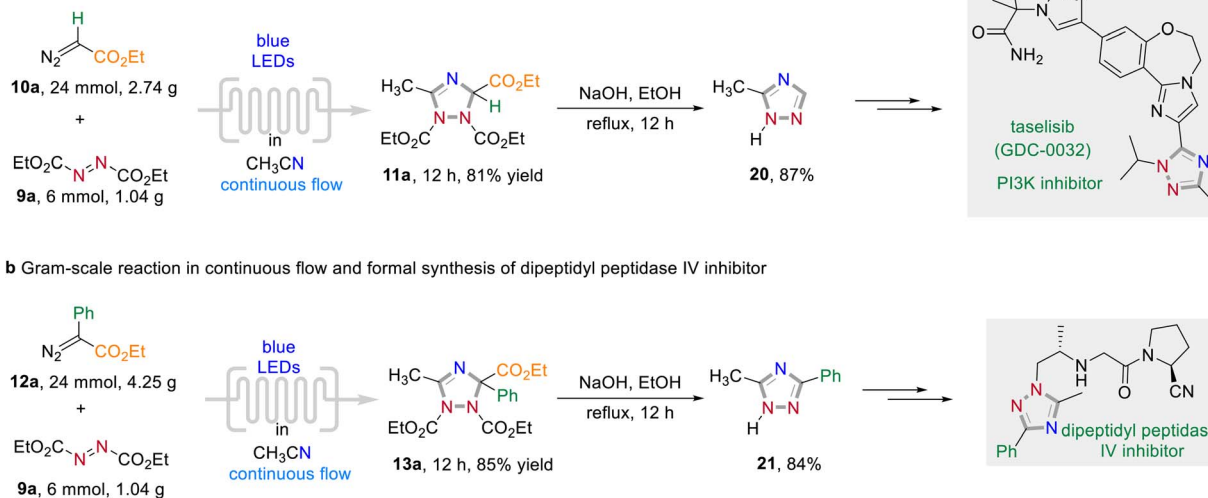
We then examined the scope of different ester groups of donor/acceptor diazoalkanes and found that a wide range of linear alkyl groups (**13k–m**), cyclic alkyl groups (**13n** and **o**), and linear alkyl groups bearing sensitive C=C bond (**13p** and **q**) were tolerated in the present reaction leading to the corresponding heterocycles without an obvious effect on the reaction yield. The structure of **13n** was confirmed by X-ray diffraction (CCDC 2166508). More significantly, the introduction of Citronellol, L-menthol, and L-(–)-borneol fragments into final 1,2,4-triazoles further proves the synthetic value of the current method (**13q–s**). Changing the protecting group of the azodicarboxylates (**13t–w**) or prolonging the carbon chain of nitrile solvents (**13x** and **y**) all proved to be successful. Notably, also 1,1'-(azodicarbonyl)-dipiperidine was found compatible under the optimal reaction conditions, albeit with relatively low yield (**13w**, 40%).

To elaborate the synthetic utility of this visible light-promoted three-component annulation process, a series





excellent yields. These triazoles **20** and **21** are important synthetic intermediates with applications in drug discovery. For instance, **20** can be used to the synthesis of taselisib (GDC-0032), an effective small molecule PI3K β -isoform sparing inhibitor for the treatment of various cancers.^{12a} Dipeptidyl peptidase IV inhibitors can also be synthesized by simple transformation of **21** in several steps.^{12b}



Scheme 7 Follow-up chemistry.

Conclusions

In summary, we herein report on a photochemical multi-component reaction that allows the synthesis of important 1,2,4-triazoles under mild reaction conditions. Photochemical excitation of azodicarboxylates was identified as a key trigger to initiate this reaction *via* formation of DEAD in triplet spin state. This triplet intermediate reacts with diazoalkanes to an azomethine ylide, which is a potent 1,2-dipole for subsequent cycloaddition reactions with nitrile to give 1,2,4-triazoles. We explored the application of this transformation in a broad substrate scope. Computational and experimental studies were performed to support the mechanistic hypothesis and suggest that an addition reaction of a triplet species to the diazoalkane reaction partner is key in this transformation.

Conflicts of interest

There are no conflicts to declare.

Data availability

Experimental data have been provided in the ESI.†

Author contributions

The manuscript was written through contributions of all authors. B. G. C., Y. P. B. and Q. L. carried out experimental work. B. G. C. and L. L. analyzed the data. C. P. carried out all computational studies. J. X. and R. M. K. conceived the ideas and designed the project. All authors have given approval to the final version of the manuscript.

Acknowledgements

We are grateful to the National Natural Science Foundation of China (No. 21971001, 21702001) for financial support. CP gratefully acknowledges the China Scholarship Council for financial support.

Notes and references

- (a) A. Ford, H. Miel, A. Ring, C. N. Slattey, A. R. Maguire and M. A. McKerver, *Chem. Rev.*, 2015, **115**, 9981; (b) M. P. Doyle, R. Duffy, M. Ratnikov and Z. Zhou, *Chem. Rev.*, 2010, **110**, 704; (c) Y. Xia, D. Qiu and J. Wang, *Chem. Rev.*, 2017, **117**, 13810; (d) L. Liu and J. Zhang, *Chem. Soc. Rev.*, 2016, **45**, 506; (e) C. Damiano, P. Sonzini and E. Gallo, *Chem. Soc. Rev.*, 2020, **49**, 4867.
- (a) H. M. L. Davies and J. R. Manning, *Nature*, 2008, **451**, 417; (b) S.-F. Zhu and Q.-L. Zhou, *Natl. Sci. Rev.*, 2014, **1**, 580; (c) Y. Zhang and J. Wang, *Coord. Chem. Rev.*, 2010, **254**, 941; (d) S. Jana, Y. Guo and R. M. Koenigs, *Chem. – Eur. J.*, 2021, **27**, 1270; (e) H. U. Reissig and R. Zimmer, *Chem. Rev.*, 2003, **103**, 1151.
- (a) Ł. W. Ciszewski, K. Rybicka-Jasinska and D. Gryko, *Org. Biomol. Chem.*, 2019, **17**, 432; (b) Z. Yang, M. L. Stivanin, I. D. Jurberg and R. M. Koenigs, *Chem. Soc. Rev.*, 2020, **49**, 6833; (c) B.-G. Cai and J. Xuan, *Chin. J. Org. Chem.*, 2021, **41**, 4565; (d) J. Durka, J. Turkowska and D. Gryko, *ACS Sustainable Chem. Eng.*, 2021, **9**, 8895; (e) C. Empel, C. Pei and R. M. Koenigs, *Chem. Commun.*, 2022, **58**, 2788.
- (a) Ł. W. Ciszewski, J. Durka and D. Gryko, *Org. Lett.*, 2019, **21**, 7028; (b) Y.-L. Su, G.-X. Liu, J.-W. Liu, L. Tram, H. Qiu and M. P. Doyle, *J. Am. Chem. Soc.*, 2020, **142**, 13846; (c) N. Ma, L. Guo, D. Qi, F. Gao, C. Yang and W. Xia, *Org. Lett.*, 2021, **23**, 6278; (d) K. Rybicka-Jasińska, W. Shan, K. Zawada, K. M. Kadish and D. Gryko, *J. Am. Chem. Soc.*, 2016, **138**, 15451; (e) X. Huang, R. D. Webster, K. Harms and E. Meggers, *J. Am. Chem. Soc.*, 2016, **138**, 12636; (f) F. Li, S. Zhu and R. M. Koenigs, *Chem. Commun.*, 2022, **58**, 7526; (g) Z. Zhang, N. Kvasovs, A. Dubrovina and V. Gevorgyan, *Angew. Chem., Int. Ed.*, 2022, **61**, e202110924; (h) F. Li, C. Pei and R. M. Koenigs, *Angew. Chem., Int. Ed.*, 2022, **61**, e202111892.
- (a) N. Wang, W. Hao, T. Zhang, G. Li, Y. Wu, S. Tu and B. Jiang, *Chem. Commun.*, 2016, **52**, 5144; (b) H.-S. Dang and B. P. Roberts, *J. Chem. Soc., Perkin Trans. 1*, 1996, 769.
- J. Luo and K. J. Shea, *Acc. Chem. Res.*, 2010, **43**, 1420.
- W. H. Urry and N. Bilow, *J. Am. Chem. Soc.*, 1964, **86**, 1815.
- (a) S. Kim and J. R. Cho, *Bull. Korean Chem. Soc.*, 1993, **14**, 664; (b) G. Verardo, P. Geatti and A. Gambi, *J. Phys. Org. Chem.*, 2009, **22**, 24; (c) Y. Wang, L. Ma, M. Ma, H. Zheng, Y. Shao and X. Wan, *Org. Lett.*, 2016, **18**, 5082.
- (a) B.-G. Cai, J. Xuan and W.-J. Xiao, *Sci. Bull.*, 2019, **64**, 337; (b) J. Xuan, X.-K. He and W.-J. Xiao, *Chem. Soc. Rev.*, 2020, **49**, 2546; (c) S.-X. Wang, L. Tang, B.-G. Cai, Z. Yin, Y. Li, L. Xiong, X. Kang, J. Xuan, Y. Pei and M.-Z. Zhu, *J. Am. Chem. Soc.*, 2022, **144**, 3787; (d) Z.-L. Chen, J.-R. Chen and J. Xuan, *Chin. Chem. Lett.*, 2022, **33**, 2763.
- (a) X. Cao, F. Li, M. Hu, W. Lu, G.-A. Yu and S.-H. Liu, *J. Agric. Food Chem.*, 2008, **56**, 11367; (b) A. Moulin, M. Bibian, A.-L. Blayo, S. E. Habnoui, J. Martinez and J.-A. Fehrentz, *Chem. Rev.*, 2010, **110**, 1809; (c) T. Remarchuk, R. Angelaud, D. Askin, A. Kumar, A. S. Thompson, H. Cheng, J. F. Reichwein, Y. Chen and F. St-Jean, *Org. Process Res. Dev.*, 2019, **23**, 775; (d) G. Basarab, P. Doig, C. J. Eyermann, V. Galullo, G. Kern, A. Kimzey, A. Kutschke, M. Morningstar, V. Schuck, K. Vishwanathan, F. Zhou, M. Gowravaram and S. Hauck, *J. Med. Chem.*, 2020, **63**, 11882; (e) Y. Sicak, *Med. Chem. Res.*, 2021, **30**, 1557.
- (a) A. Katsnelson, *Nat. Med.*, 2013, **19**, 656; (b) A. Mullard, *Nat. Rev. Drug Discovery*, 2016, **15**, 219; (c) X. Wang, W.-Y. Tong, B. Huang, S. Cao, Y. Li, J. Jiao, H. Huang, Q. Yi, S. Qu and X. Wang, *J. Am. Chem. Soc.*, 2022, **144**, 4952.
- (a) T. Remarchuk, R. Angelaud, D. Askin, A. Kumar, A. S. Thompson, H. Cheng, J. F. Reichwein, Y. Chen and F. St-Jean, *Org. Process Res. Dev.*, 2019, **23**, 775; (b) B. Markus, H. Daniel, K. Holger, L. B. Michael, S. Ramakanth and W. H. Assignee, *Preparation of N-Aminoacetyl-Substituted Pyrrolidines as dipeptidyl Peptidase IV Inhibitors*. PCT Int. Appl., 2003.

