



Cite this: *Dalton Trans.*, 2016, **45**, 5929

Received 28th August 2015,  
Accepted 22nd September 2015

DOI: 10.1039/c5dt03340c

www.rsc.org/dalton

## Lewis acid–base 1,2-addition reactions: synthesis of pyrylium borates from en-ynoate precursors†

Lewis C. Wilkins,<sup>a</sup> Hugh B. Hamilton,<sup>a</sup> Benson M. Kariuki,<sup>a</sup> A. Stephen K. Hashmi,<sup>b,c</sup> Max M. Hansmann<sup>b</sup> and Rebecca L. Melen\*<sup>a</sup>

**Treatment of methyl (Z)-2-alken-4-ynoates with the strong Lewis acid tris(pentafluorophenyl) borane, B(C<sub>6</sub>F<sub>5</sub>)<sub>3</sub>, yield substituted zwitterionic pyrylium borate species via an intramolecular 6-endo-dig cyclisation reaction.**

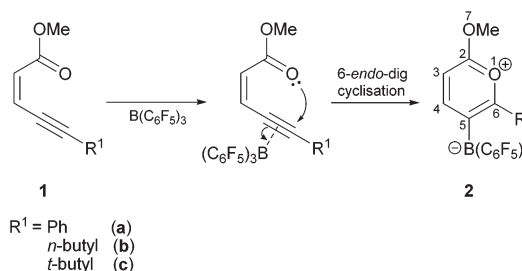
Some of the first examples of pyrylium salts were reported over 100 years ago through the reaction between acetophenone and sulphuric acid to yield the 2,4,6-triphenyl pyrylium cation.<sup>1</sup> While the significance of this compound was not fully appreciated at the time, it has since spawned intense interest in various areas such as a basis for photo-sensitisers,<sup>2</sup> redox mediators<sup>3</sup> and photo-induced free radical polymerisations.<sup>4</sup> Due to these interesting physical properties, pyrylium salts play a fundamental role in materials chemistry.<sup>5</sup> Alongside this prominence in materials chemistry, pyrylium compounds are extremely important intermediates in synthetic chemistry and are vital in the generation of complex cyclic compounds with various functionality such as extended macrocyclic arenes<sup>6</sup> *inter alia*.<sup>7</sup> In particular, these electron deficient aromatic compounds have significance in medicinal and pharmaceutical chemistry for the synthesis of many biologically active drugs and bio-imaging compounds.<sup>8</sup>

Much of the reason why these pyrylium systems are useful in such applications arise from the 6-membered ring system similar to phenyl and pyridyl derivatives, albeit with reduced aromaticity compared to benzene as a result of the incorporation of the more electronegative oxygen atom.<sup>9</sup> The perturbation to the aromaticity caused by the incorporation of an oxygen atom renders these pyrylium systems susceptible to attack

by nucleophiles at the 2-, 4- or 6-positions. This reactivity is of necessity in the formation of aryl-substituted phosphinines,<sup>10</sup> pyridinium salts<sup>11</sup> and substituted furans.<sup>12</sup>

The formation of pyrylium salts as intermediates using  $\pi$ -Lewis acidic transition metals, such as gold, has been shown to be a reliable synthetic methodology through  $\pi$ -activation of the alkyne unit of enynone and enynal reagents.<sup>13</sup> This proceeds through a *trans*-oxy-auration step across the alkyne moiety via a 6-endo-dig cyclisation mechanism. This intermediate can then undergo many transformations such as acting as the diene component in [4 + 2] intermolecular cycloaddition reactions with alkynes to yield acynaphthalene derivatives.<sup>14</sup> Our previous studies have shown that the reactions of B(C<sub>6</sub>F<sub>5</sub>)<sub>3</sub> with organic substrates containing  $\pi$ -bonds together with nucleophilic ketones,<sup>15</sup> esters,<sup>16</sup> or amides<sup>17</sup> result in a range of carboboration and 5-*exo-dig* 1,2-addition reactions.<sup>18</sup> The work discussed here extends our research to en-ynoate substrates in 6-endo-dig cyclisation reactions to generate pyrylium borate species.

The reaction between the strong Lewis acid B(C<sub>6</sub>F<sub>5</sub>)<sub>3</sub> and functionalised methyl (Z)-2-alken-4-ynoates (**1a** and **1b**) proceeded rapidly at room temperature with an immediate colour change to a dark orange-red colour associated with the formation of the 2-methoxy pyrylium borate products (**2a** and **2b**, Scheme 1). *In situ* multinuclear NMR studies showed almost



**Scheme 1** Proposed mechanistic pathway of the reaction between B(C<sub>6</sub>F<sub>5</sub>)<sub>3</sub> and methyl en-ynoates.

<sup>a</sup>School of Chemistry, Main Building, Cardiff University, Cardiff CF10 3AT, Cymru/Wales, UK. E-mail: melenr@cardiff.ac.uk; Tel: +(44) 2920 879667

<sup>b</sup>Organisch-Chemisches Institut, Ruprecht-Karls-Universität Heidelberg, Im Neuenheimer Feld 270, 69120 Heidelberg, Germany

<sup>c</sup>Chemistry Department, Faculty of Science, King Abdulaziz University (KAU), Jeddah 21589, Saudi Arabia

† Electronic supplementary information (ESI) available: Details of synthesis, calculations and crystallographic data of all structures. [1417004–1417005]. For ESI and crystallographic data in CIF or other electronic format see DOI: 10.1039/c5dt03340c



quantitative conversion in as little as 1 h, although isolated yields were more modest at 65% (**2a**) and 64% (**2b**).

The  $^1\text{H}$  NMR spectra were diagnostic revealing a prominent resonance of the vinylic proton  $\beta$  to the carbonyl at C(4) at  $\delta = 8.65$  and  $8.47$  ppm for **2a** and **2b** respectively (*cf.*  $\delta = 6.37$  ppm (**1a**) and  $6.15$  ppm (**1b**)). In addition, the bulky nature of the three  $\text{C}_6\text{F}_5$  groups at boron would appear to restrict motion of the adjacent C(6) substituent, leading to two independent proton environments of the  $\text{CH}_2$  group in the *n*Bu functionality of **2b** reflected in the observation of two distinct broad singlets in a 1 : 1 ratio at  $\delta = 1.43$  and  $0.64$  ppm. Similarly, the constrained geometry is reflected in separate chemical environments for the F atoms of the  $\text{C}_6\text{F}_5$  groups, evident in the  $^{19}\text{F}$  NMR spectra of **2b** (Fig. 1, bottom) which reveals a total of fifteen resonances for the *ortho* ( $\delta = -128.2$  to  $-135.0$  ppm (6F)), *para* ( $\delta = -158.9$  to  $-159.9$  ppm (3F)) and *meta* ( $\delta = -162.8$  to  $-165.3$  ppm (6F)) fluorine atoms. Heating an NMR sample of **2b** in  $d_8$ -toluene to  $80^\circ\text{C}$  showed no coalescence of the proton environments of the methylene group attached to C(6) in the  $^1\text{H}$  NMR spectrum. In addition, the  $^{19}\text{F}$  NMR showed no discernible coalescence of the fluorine environments on the  $\text{C}_6\text{F}_5$  rings suggesting a considerable energy barrier to rotation of the pyrylium cation with respect to the  $\text{B}(\text{C}_6\text{F}_5)_3$  group. The  $^{19}\text{F}$  NMR of **2a** (Fig. 1, top) exhibits similar behaviour, although the spectra in this case are somewhat simpler with just eight peaks for the *ortho* ( $\delta = -128.6$  (1F),  $-130.3$  (4F) and  $-131.1$  ppm (1F)), *para* ( $\delta = -159.2$  (1F) and  $-160.0$  ppm (2F)) and *meta* ( $\delta = -163.5$  (1F),  $-164.7$  (1F) and  $-165.4$  ppm (4F)) fluorine atoms.  $^{11}\text{B}$  NMR spectra lead to sharp resonances at  $\delta = -14.4$  and  $-14.5$  ppm for **2a** and **2b** which has become synonymous with these four coordinate vinyl borate complexes.<sup>17,18</sup>

Examination of the solid-state single crystal structures of **2** unambiguously confirmed the product of the cyclisation process as the aforementioned pyrylium-borate species (Fig. 2). **2a** and **2b** both crystallised in the monoclinic  $P2_1/n$  space group with two and one molecule in the asymmetric unit respectively. The phenyl substituent attached to the ring in **2a**

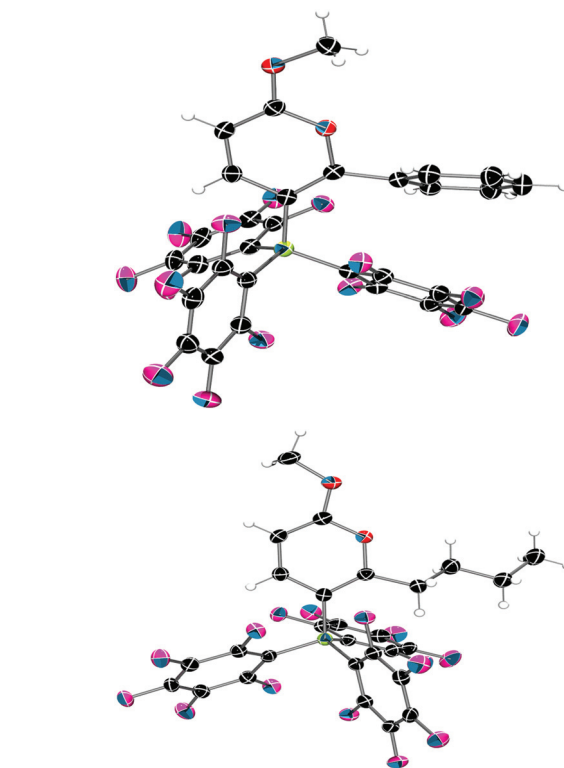


Fig. 2 Solid-state structures of **2a** (top) and **2b** (bottom) with 50% probability ellipsoids. C: black, O: red, B: yellow-green, F: pink, H: white. One of the two crystallographically independent molecules of **2a** is shown.

rotates out of the plane of the pyrylium ring by  $66.1(2)^\circ$  and  $58.4(2)^\circ$ , this loss of planarity also prevents an extended aromatic network with the pyrylium fragment. This is in contrast to that observed previously for dioxolium compounds which contain a cationic 5-membered  $[\text{C}_2\text{O}_2\text{C}]^+$  ring.<sup>16a</sup> In these cases, when the C' carbon is substituted by an aromatic ring then the two rings lie in the same plane offering the possibility for stabilisation of the positive charge through delocalisation.<sup>16a</sup> Regarding compound **2a**, the rotation of the phenyl group out of the plane of the pyrylium ring arises chiefly through reduction of steric congestion. This can be clearly observed in the space-filling models (Fig. 3) of both **2a** and **2b**. Additionally the reaction of  $\text{B}(\text{C}_6\text{F}_5)_3$  with **1c** gave inconclusive results presumably due to the steric congestion that would

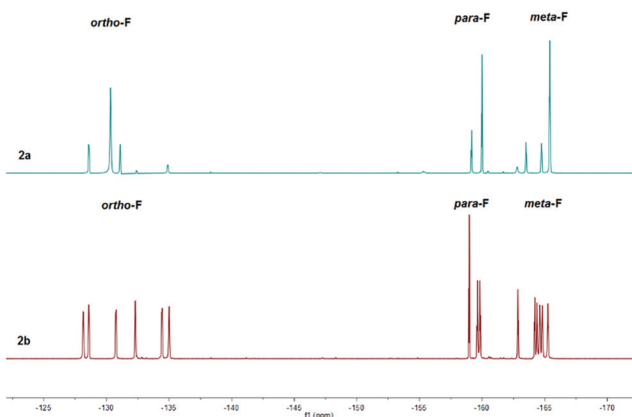


Fig. 1 Stacked  $^{19}\text{F}$  NMR spectra of **2a** and **2b**.



Fig. 3 Space-filling representation of structures of **2a** (left) and **2b** (right). C: black, O: red, B: yellow-green, F: pink, H: white. One of the two crystallographically independent molecules of **2a** is shown.



arise from the neighbouring borate and *t*Bu groups. In **2a** the rotation of the C<sub>6</sub>H<sub>5</sub> ring out of the plane of the pyrylium ring allows it to interact with one of the C<sub>6</sub>F<sub>5</sub> rings through a displaced  $\pi$ -stacking interaction with a centroid...centroid distance of 3.6421(10) Å leading to an essentially eclipsed geometry in which the C(5)C(6)Ph plane deviates out of the C(5)BC<sub>6</sub>F<sub>5</sub> plane by 0.11(14)°. **2b** however, adopts a more conventional staggered geometry whereby the C(6)*n*-butyl bond is out of C(5)BC<sub>6</sub>F<sub>5</sub> plane by 49.9(2)° which is consistent with the higher symmetry observed for **2a** with respect to **2b** as detected *via* NMR spectroscopy. The structures of both **2a** and **2b** show similar metric parameters for the pyrylium ring. In both cases the C<sub>5</sub>O heterocycle is essentially planar verified by a maximum deviance from planarity with root mean square deviation values of 0.023 and 0.026 Å (**2a**) and 0.013 Å (**2b**). The C–C bond lengths (Table 1) (1.372(3)–1.410(3) Å) are intermediate between those for a typical C–C single bond (*ca.* 1.53 Å) and a C=C double bond (*ca.* 1.33 Å) and are more typical for C–C bonds found in more delocalised systems (1.38 Å in benzene).<sup>19</sup>

The C–O bond lengths associated with the O(1)C(2)O(7) fragment are almost identical within error (1.303(2)–1.316(2) Å) and are intermediate between a formal double and single carbon-oxygen bond (*ca.* 1.23 and 1.42 Å respectively).<sup>19</sup>

The nature of the bonding in **2** has been investigated by way of DFT calculations carried out at the B3LYP/6-311G\* level (see ESI†). The calculated structure was in good agreement with that observed experimentally with similar geometric parameters for the cationic C<sub>5</sub>O ring (Table 1) with C–C bond lengths intermediate between single and double bonds characteristic of a delocalised structure. An NBO analysis clearly reveals strong delocalisation around the carbon-containing part of the cationic pyrylium ring but a more localised polar structure in the vicinity of the oxygen atoms. The Wiberg bond

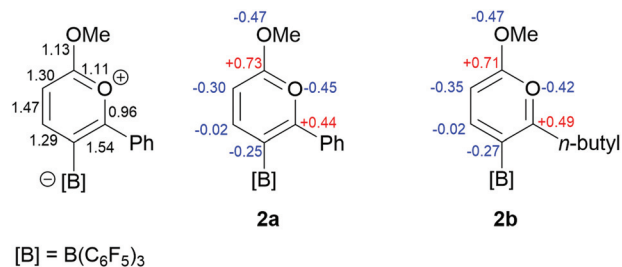


Fig. 4 (left) Wiberg bond indices for **2a** and (right) NBO charges for the core of the pyrylium cation **2a** and **2b**.

indices and NBO charges for **2a** (as representative of **2a** and **2b**) are presented in Fig. 4. The electronegative nature of the oxygen atoms affords strong bond polarisation through the  $\sigma$ -framework reflected in the large partial charges at the carbon atoms bonded to oxygen, as well as the oxygen atoms themselves. This is particularly evident for C(2) bonded to both oxygen atoms and is compensated by oxygen lone pair  $\pi$ -back-donation to the strongly cationic carbon centre (evidenced in the second order perturbation analysis). It is clear from these data and other studies that incorporation of oxygen into the ring leads to a disruption of the aromaticity.<sup>9</sup> Nucleus independent chemical shift, NICS(0) calculations at the B3LYP/6-311G\*<sup>20</sup> level showed that although aromatic, a lower degree of aromaticity is observed when compared to benzene (–8.91 ppm) with **2a** and **2b** giving NICS(0) values of –3.93 and –4.86 ppm respectively (Fig. 5).

The mechanism for this reaction would appear to follow a similar pathway to that which has been identified in previous work with propargyl esters<sup>16</sup> and amides,<sup>17</sup> *i.e.* 1,2-addition of the Lewis basic oxygen and the Lewis acid across the alkyne moiety. In the case of both propargyl esters<sup>16</sup> and propargyl amides<sup>17</sup> a 5-*exo-dig* cyclisation affords dioxolium and oxazole products respectively. However, in the current case the 6-*endo-dig* cyclisation pathway appears preferred over formation of the 5-membered ring or indeed 1,1-carboration which has been observed for alkynes.<sup>21</sup> The rapid formation of a stable 6-membered, planar, delocalised 6 $\pi$  Hückel aromatic system in **2** explains the driving force for the 6-*endo-dig* cyclisation over the 5-*exo-dig* pathway yielding the less stable furanium derivative.<sup>22</sup>

In conclusion, this work has shown the ease at which pyrylium borate salts can be prepared in a very clean and fast reaction from methyl (*Z*)-2-alken-4-ynoate precursors. Importantly,

Table 1 Experimental and calculated bond lengths for **2a** and **2b**

Bond	Bond length/Å			
	<b>2a</b>		<b>2b</b>	
	Exp.	Calc.	Exp.	Calc.
C <sup>2</sup> –C <sup>3</sup>	1.371(3)	1.388(2)	1.386	1.374(3)
C <sup>3</sup> –C <sup>4</sup>	1.362(3)	1.360(2)	1.384	1.382(3)
C <sup>4</sup> –C <sup>5</sup>	1.430(2)	1.435(2)	1.423	1.410(3)
C <sup>5</sup> –C <sup>6</sup>	1.361(2)	1.365(2)	1.377	1.372(3)
C <sup>2</sup> –O <sup>1</sup>	1.316(2)	1.304(2)	1.319	1.316(3)
C <sup>6</sup> –O <sup>1</sup>	1.404(2)	1.397(2)	1.391	1.370(3)
C <sup>2</sup> –O <sup>7</sup>	1.306(2)	1.303(2)	1.316	1.311(3)
C <sup>5</sup> –B	1.665(2)	1.650(2)	1.671	1.657(3)

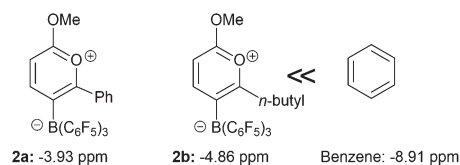


Fig. 5 Aromaticity of compounds **2** relative to benzene using nucleus independent chemical shift calculations.



in these systems we can isolate the vinyl borate species as a stable product in the reaction, this is in contrast to that seen in transition metal catalysed systems as the analogous vinyl gold intermediates have been seldom observed or isolated until recent years as the deauration step is typically rapid.<sup>23</sup> Further work will probe the breadth of substrate scope and subsequent reactivity of the pyrylium borate products, all of which are ongoing projects in our group. The hydrolysis and/or proto-deboronation of these products will be investigated in the synthesis of pyrones. Indeed, isocoumarins and  $\alpha$ -pyrones are key structural units in natural products and many biologically active pharmaceuticals *e.g.* in HIV protease inhibitors.<sup>24</sup> Such systems have been synthesised by similar electrophilic cyclisation reactions using other main group Lewis acids (*e.g.* using iodine or selenium electrophiles).<sup>25</sup> Unlike the cyclisations described above, and those performed by transition metals such as gold, the ability for this transformation to trap the pyrylium species *en route* to the pyrone product also permits these products to be used for further transformations including reactions with nucleophiles, cycloaddition reactions or cross-coupling of the boronate with organo-halides. Our ongoing studies in this area will permit us to develop these types of reagents in the synthesis of useful precursors in a variety of areas of synthetic, biological and materials chemistry.

## Acknowledgements

H. B. H. would like to thank the EPSRC-funded Bath/Bristol/Cardiff Catalysis Centre for Doctoral Training (EP/L016443/1). M. M. H. is grateful to the Fonds der Chemischen Industrie for a Chemiefonds scholarship and the Studienstiftung des deutschen Volkes. We thank W. R. Grace for the kind donation of  $B(C_6F_5)_3$ . We also thank Dr James Platts for his assistance in NICS calculations as well as Dr Joel Loveridge for his support with NMR spectroscopy.

## Notes and references

- S. V. Kostanecki and G. Rossbach, *Chem. Ber.*, 1896, **29**, 1488.
- A. Amat, A. Arques and M. A. Miranda, *Appl. Catal., B*, 1999, **23**, 205.
- (a) A. Corma, V. Fornes, H. Garcia, M. A. Miranda and M. J. Sabater, *J. Am. Chem. Soc.*, 1994, **116**, 9767; (b) S. Liang, L. Zhu and J. K. Hurst, *Langmuir*, 2012, **28**, 12171.
- M. El-Roz, J. Lalevée, F. Morlet-Savary, X. Allonas and J. P. Fouassier, *J. Polym. Sci., Part A: Polym. Chem.*, 2008, **46**, 7369.
- (a) F. Garcia, J. M. Garcia, B. Garcia-Acosta, R. Martinez-Manez, F. Sancenon and J. Soto, *Chem. Commun.*, 2005, 2790; (b) Y. Li, G. Zhang, G. Yang, Y. Guo, C. A. Di, X. Chen, Z. Liu, H. Liu, Z. Xu, W. Xu, H. Fu and D. Zhang, *J. Org. Chem.*, 2013, **78**, 2926.
- S. Höger, S. Rosselli, A.-D. Ramminger and V. Enkelmann, *Org. Lett.*, 2002, **4**, 4269.
- (a) A. R. Katritzky, P. Czerney and J. R. Levell, *J. Org. Chem.*, 1997, **62**, 8198; (b) T. Eicher, S. Hauptmann and A. Speicher, *The Chemistry of Heterocycles: Structures, Reactions, Synthesis, and Applications*, John Wiley & Sons, 3rd edn, 2013.
- (a) M. R. Detty and P. B. Merkel, *J. Am. Chem. Soc.*, 1990, **112**, 3845; (b) P. Kovacic, *Curr. Med. Chem.: Anti-Cancer Agents*, 2005, **5**, 501; (c) B. A. Rao, J.-Y. Lee and Y.-A. Son, *Supramol. Chem.*, 2014, **27**, 191; (d) M. Shariatgorji, A. Nilsson, P. Källback, O. Karlsson, X. Zhang, P. Svenningsson and P. Andren, *J. Am. Soc. Mass Spectrom.*, 2015, **26**, 934.
- I. V. Omelchenko, O. V. Shishkin, L. Gorb, J. Leszczynski, S. Fias and P. Bultinck, *Phys. Chem. Chem. Phys.*, 2011, **13**, 20536.
- C. Müller, D. Wasserberg, J. J. M. Weemers, E. A. Pidko, S. Hoffmann, M. Lutz, A. L. Spek, S. C. J. Meskers, R. A. J. Janssen, R. A. Van Santen and D. Vogt, *Chem. – Eur. J.*, 2007, **13**, 4548.
- (a) A. R. Katritzky, R. H. Manzo, J. M. Lloyd and R. C. Patel, *Angew. Chem., Int. Ed. Engl.*, 1980, **19**, 306; (b) R. Awartani, K. Sakizadeh and B. Gabrielsen, *J. Chem. Educ.*, 1986, **63**, 172.
- I. Francesconi, A. Patel and D. W. Boykin, *Synthesis*, 1999, 61.
- (a) N. Asao, H. Aikawa and Y. Yamamoto, *J. Am. Chem. Soc.*, 2004, **126**, 7458; (b) B. F. Straub, *Chem. Commun.*, 2004, 1726; (c) S. Zhu, Z. Zhang, X. Huang, H. Jiang and Z. Guo, *Chem. – Eur. J.*, 2013, **19**, 4695.
- N. Asao, K. Takahashi, S. Lee, T. Kasahara and Y. Yamamoto, *J. Am. Chem. Soc.*, 2002, **124**, 12650.
- R. L. Melen, L. C. Wilkins, B. M. Kariuki, H. Wadepohl, L. H. Gade, A. S. K. Hashmi, D. W. Stephan and M. M. Hansmann, *Organometallics*, 2015, **34**, 4127.
- (a) M. M. Hansmann, R. L. Melen, F. Rominger, A. S. K. Hashmi and D. W. Stephan, *Chem. Commun.*, 2014, **50**, 7243; (b) M. M. Hansmann, R. L. Melen, F. Rominger, A. S. K. Hashmi and D. W. Stephan, *J. Am. Chem. Soc.*, 2014, **136**, 777.
- R. L. Melen, M. M. Hansmann, A. J. Lough, A. S. K. Hashmi and D. W. Stephan, *Chem. – Eur. J.*, 2013, **19**, 11928.
- R. L. Melen, *Chem. Commun.*, 2014, **50**, 1161.
- F. H. Allen, O. Kennard, D. G. Watson, L. Brammer, A. G. Orpen and R. Taylor, *J. Chem. Soc., Perkin Trans. 2*, 1987, S1.
- A. Stanger, *J. Org. Chem.*, 2006, **71**, 883.
- G. Kehr and G. Erker, *Chem. Commun.*, 2012, **48**, 1839.
- H. Chen, R. Caughey, R. Liu, M. Mcmill, M. Rupp, W. H. Myers and W. Dean Harman, *Tetrahedron*, 2000, **56**, 2313.
- (a) A. S. K. Hashmi, A. M. Schuster and F. Rominger, *Angew. Chem., Int. Ed.*, 2009, **48**, 8247; (b) A. S. K. Hashmi, T. D. Ramamurthi and F. Rominger, *Adv. Synth. Catal.*, 2010, **352**, 971; (c) A. S. K. Hashmi, A. M. Schuster, S. Gaillard, L. Cavallo, A. Poater and S. P. Nolan, *Organometallics*, 2011, **30**, 6328.
- J. V. N. Vara Prasad, K. S. Para, E. A. Lunney, D. F. Ortwine, J. B. Dunbar, D. Ferguson, P. J. Tummino, D. Hupe and B. D. Tait, *J. Am. Chem. Soc.*, 1994, **116**, 6989.
- T. Yao and R. C. Larock, *J. Org. Chem.*, 2003, **68**, 5936.

