

CrossMark
click for updatesCite this: *Chem. Sci.*, 2015, 6, 6654Catalytic arylsulfonyl radical-triggered 1,5-enyne-bicyclizations and hydrosulfonylation of α,β -conjugates†Zhen-Zhen Chen,^{‡a} Shuai Liu,^{‡a} Wen-Juan Hao,^a Ge Xu,^a Shuo Wu,^a Jiao-Na Miao,^a Bo Jiang,^{*a} Shu-Liang Wang,^a Shu-Jiang Tu^{*a} and Guigen Li^{*bc}

A catalytic bicyclization reaction of 1,5-enynes anchored by α,β -conjugates with arylsulfonyl radicals generated *in situ* from sulfonyl hydrazides has been established using TBAI (20 mol%) and Cu(OAc)₂ (5 mol%) as co-catalysts under convenient conditions. In addition, the use of benzoyl peroxide (BPO) as the oxidant and pivalic acid (PivOH) as an additive was proven to be necessary for this reaction. The reactions occurred through 5-*exo*-dig/6-*endo*-trig bicyclizations and homolytic aromatic substitution (HAS) cascade mechanisms to give benzo[*b*]fluorens regioselectively. A similar catalytic process was developed for the synthesis of γ -ketosulfones. These reactions feature readily accessible starting materials and simple one-pot operation.

Received 29th June 2015
Accepted 17th August 2015

DOI: 10.1039/c5sc02343b

www.rsc.org/chemicalscience

The search for efficient cyclization reactions, particularly for those in radical cascade processes, has been actively pursued in the past several decades because they are extremely useful for the total synthesis of numerous important targets.^{1,2} These reactions enable the rapid, reliable and straightforward creation of multicyclic ring systems using readily available starting materials with features such as unparalleled efficiencies, high functional tolerance and convenient conditions.² Among these cyclization reactions, the majority of efforts have been devoted to conducting radical ene-cyclization cascades, in which terminal alkenes were utilized in most cases *via* either metal-free or transition-metal-mediated radical processes (Scheme 1, eqn (1)).³ However, the use of internal alkenes as radical acceptors has been highly challenging (Scheme 1, eqn (2))⁴ owing to their relatively low reactivity and larger steric hindrance as compared with their terminal counterparts.

1,5-Enynes endowed with extra unsaturated moieties are remarkable building blocks, and have been widely used for direct and selective tandem cyclizations *via* synergistic additions across C=C and C \equiv C bonds in a one-step operation.⁵

These cyclizations enhance both bond formation and annulation efficiencies with high levels of structural complexity and a reduced generation of waste. So far, two main methods for 1,5-enyne cyclizations have been developed through metal catalysis⁶ or electrophilic cyclization.⁷ However, the radical bicyclization of 1,5-enynes for generating multi-substituted polycycles has not been well documented. The literature survey revealed that sulfonyl radicals can be generated from sulfonyl hydrazides and utilized *in situ* for the radical sulfonylation of alkenes.⁸ Due to the importance of sulfonyl-containing compounds in photovoltaic materials, nonlinear optics and in general synthetic and medicinal areas,⁹ we envisioned that under suitable catalytic radical conditions, the *in situ* generated sulfonyl radicals would be able to be involved in cascade bond-forming events with the internal C=C and C \equiv C bonds of 1,5-enyne conjugate systems, resulting in 5-*exo*-dig/6-*endo*-trig bicyclizations and homolytic aromatic substitutions (HASs) (Scheme 2). Herein, we would like to report the preliminary results of this endeavour (Scheme 2).

At first, 3-(2-(phenylethynyl)phenyl)-1-(*p*-tolyl)prop-2-en-1-one **1a** was selected as a benchmark substrate to investigate the

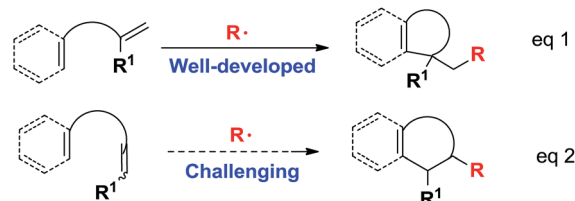
^aJiangsu Key Laboratory of Green Synthetic Chemistry for Functional Materials, Jiangsu Normal University, Xuzhou, 211116, P. R. China. E-mail: jiangchem@jsnu.edu.cn; laotu@jsnu.edu.cn; Fax: +8651683500065; Tel: +8651683500065

^bInstitute of Chemistry & BioMedical Sciences, Collaborative Innovation Center of Chemistry for Life Sciences, School of Chem. and Chem. Eng., Nanjing University, Nanjing 210093, P. R. China

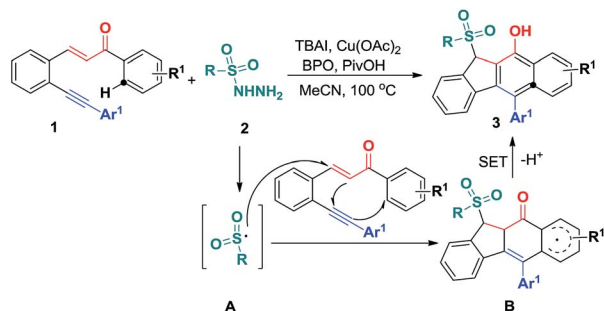
^cDepartment of Chemistry and Biochemistry, Texas Tech University, Lubbock, TX 79409-1061, USA. E-mail: guigen.li@ttu.edu

† Electronic supplementary information (ESI) available. CCDC 1406678 (3f). For ESI and crystallographic data in CIF or other electronic formats see DOI: 10.1039/c5sc02343b

‡ These authors contributed equally to this work.



Scheme 1 Two modes of radical ene-cyclizations.



Scheme 2 Envisaged new reactivity of 1,5-enynes.

additions by sulfonyl radicals. With 20 mol% tetrabutylammoniumiodide (TBAI) as the catalyst, the reaction of substrate **1a** with tosylhydrazide **2a** was performed in CH₃CN in the presence of benzoperoxide (BPO) (4.0 equiv.) as an oxidant at 70 °C under air conditions, affording the expected benzo[*b*]fluorens **3a**, albeit with a low yield of 18% (Table 1, entry 1). Other solvents, such as dichloromethane (DCM), 1,4-dioxane and toluene, were also examined, with CH₃CN showing the best performance (entries 2–4). Raising the reaction temperature to 100 °C slightly ameliorates the yield of **3a** (entry 5). A subsequent investigation of other catalysts was conducted in CH₃CN. As illustrated in entries 6–8, different types of catalysts including I₂, KI, and CuI were employed in the model reaction, and it turned out that I₂ and KI hardly facilitate the reaction (entries 6 and 7), while CuI as a catalyst only led to a poor yield of 16%. Next, we turned our attention to

evaluating different additives (entries 9–11). We found that the addition of PivOH (1.0 equiv.) delivered **3a** in a 35% yield (entry 11). Notably, the reaction of **1a** and **2a** in the presence of 2.0 equiv. of PivOH gave **3a** in a 71% yield using a co-catalyst of TBAI (20 mol%) and Cu(OAc)₂ (5 mol%) with complete consumption of the starting material **1a** (entry 15). Without PivOH, the yield of the expected product **3a** decreased remarkably (entry 17). Further screening of other oxidants, such as TBHP (64% yield), DTBP (very poor yield) and H₂O₂ (no product) for this transformation showed that BPO was the best choice (See ESI†).

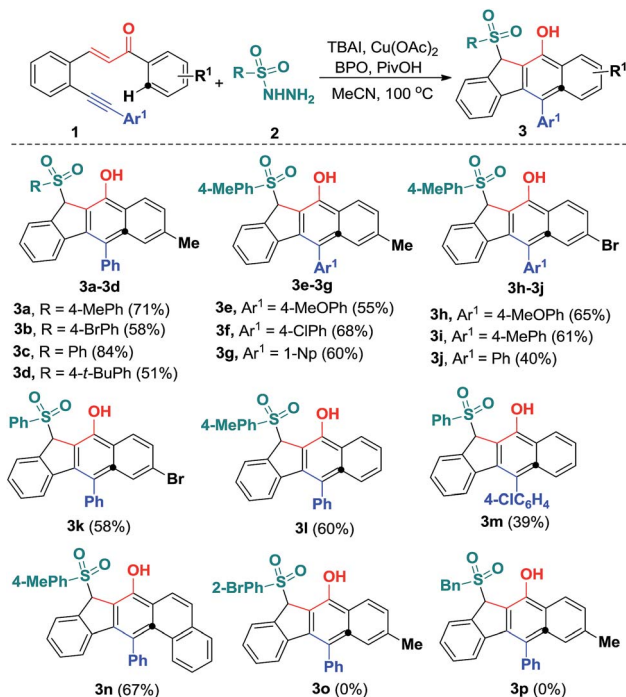
With the optimized reaction conditions in hand, we examined the substrate scope of the sulfonyl hydrazides **2** by treating them with 1,5-enynes **1a** (Scheme 3). As anticipated, the substituents on the phenyl ring of the arylsulfonyl hydrazides **2** did not hamper the catalytic process, but affected the reaction efficiency. Reactions of methyl- or bromo-, *t*-butyl-substituted arylsulfonyl hydrazide **2** with **1a** afforded the desired products in moderate to good yields. Additionally, benzenesulfonylhydrazide exhibited a higher reactivity, allowing 1,5-enyne-bicyclization cascades toward the formation of benzo[*b*]fluorens **3c** in an 84% yield. 1,5-Enynes bearing an electron-donating or electron-withdrawing group (methoxy and chloro) at the *para* position of the aromatic ring (Ar¹) directly bound to the C≡C bond gave the corresponding sulfonated products **3e** and **f** in 55% and 68% yields, respectively. Alternatively, a naphthalen-1-yl substituent linked to the C≡C bond was also well-tolerated, affording the product **3g** in a 60% chemical yield. Similarly, either electron-donating (methyl) or electron-withdrawing

Table 1 Optimization of the reaction conditions^a

Entry	Catalyst (mol%)	Additives (equiv.)	Solvent	<i>T</i> (°C)	Yield ^b (%)
1	TBAI (20)	—	MeCN	70	18
2	TBAI (20)	—	DCM	70	10
3	TBAI (20)	—	1,4-Dioxane	70	Trace
4	TBAI (20)	—	Toluene	70	0
5	TBAI (20)	—	MeCN	100	25
6	I ₂ (15)	—	MeCN	100	Messy
7	KI (20)	—	MeCN	100	Messy
8	CuI (20)	—	MeCN	100	16
9	TBAI (20)	HOAc (1.0)	MeCN	100	28
10	TBAI (20)	L-Proline (1.0)	MeCN	100	33
11	TBAI (20)	PivOH (1.0)	MeCN	100	35
12	TBAI (20)/CuI (5)	PivOH (1.0)	MeCN	100	49
13	TBAI (30)/Cu(OAc) ₂ (5)	PivOH (1.0)	MeCN	100	53
14	TBAI (20)/Cu(OAc) ₂ (5)	PivOH (1.0)	MeCN	100	61
15	TBAI (20)/Cu(OAc) ₂ (5)	PivOH (2.0)	MeCN	100	71
16	TBAI (20)/Cu(OAc) ₂ (10)	PivOH (2.0)	MeCN	100	63
17	TBAI (20)/Cu(OAc) ₂ (5)	—	MeCN	100	33

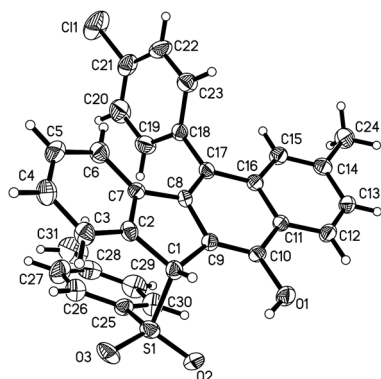
^a Reaction conditions: 1,5-conjugated enyne (**1a**, 0.25 mmol), tosylhydrazide (**2a**, 0.50 mmol), BPO (1.0 mmol), solvent (2.5 mL), 12 h. ^b Isolated yields based on **1**.

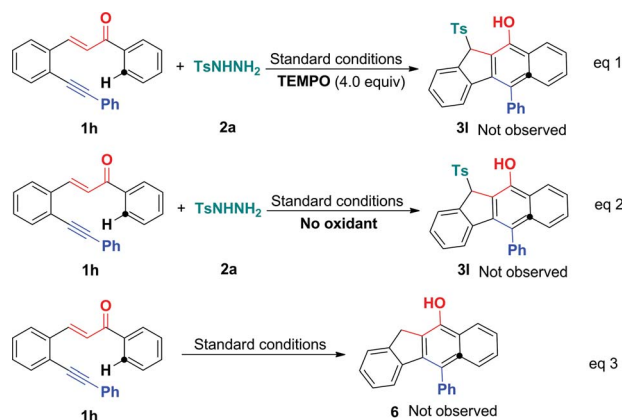




Scheme 3 Substrate scope of the hydrosulfonylation reaction. Reaction conditions: 1,5-conjugated enyne (**1**, 0.25 mmol), sulfonyl hydrazide (**2**, 0.50 mmol), TBAI (0.05 mmol), Cu(OAc)₂ (0.0125 mmol), PivOH (0.50 mmol), BPO (1.0 mmol), CH₃CN (2.5 mL), 100 °C, 12 h. Isolated yields based on **1**.

(bromo) groups (R¹) at the *para* position of the phenyl ring tethered to the enone unit were well-suited for these radical 1,5-enyne-bicyclizations (**3a-3k**). 1,5-Enynes **1** carrying electron-neutral groups were also smoothly converted into the corresponding sulfonated benzo[*b*]fluorens **3l-3n** in 39–67% yields. Notably, 2-naphthalenylethanone-derived 1,5-enynes furnished the unprecedented pentacyclic indeno[2,1-*b*]phenanthren-7-ol **3n** in a 67% chemical yield though sulfonyl radicals triggered the 1,5-enyne-bicyclization. Unfortunately, a bulky *ortho*-Br substituent and benzylsulfonyl hydrazide did not work at all (**3o** and **3p**). Besides the NMR and HR-MS spectroscopic analysis for benzo[*b*]fluorens **3**, the X-ray diffraction for product **3f** has been performed as shown in Fig. 1.

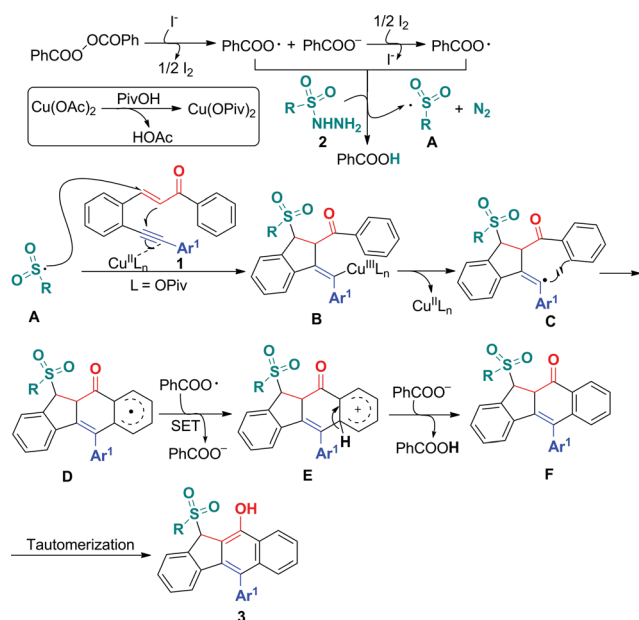




Scheme 5 Control reactions. Reaction conditions: 1,5-conjugated enyne (**1h**, 0.25 mmol), tosylhydrazide (**2a**, 0.50 mmol), TBAI (0.05 mmol), $\text{Cu}(\text{OAc})_2$ (0.0125 mmol), PivOH (0.50 mmol), BPO (1.0 mmol), CH_3CN (2.5 mL), 100°C , 12 h.

the existence of a radical mechanism (Scheme 5, eqn (1)). In the absence of BPO, the reaction did not show the desired product (eqn (2)). To further confirm the sulfonylation sequence, subjecting 1,5-enyne **1h** to the standard conditions in the absence of **2a** failed to generate any desired benzo[*b*]fluoren product **6** (eqn (3)). These control experiments suggest that BPO is essential for the catalytic cycles and the *in situ* generated sulfonyl radical triggers a 5-*exo*-dig/6-*endo*-trig bicyclization cascade.

On the basis of the above observations and those reported in literature,^{8,11} a mechanism is proposed and shown in Scheme 6. The first step is to form the sulfonyl radical **A** from the sulfonyl hydrazide using the benzoyloxy radical generated *in situ* from the I^- anion-assisted decomposition of BPO. The intermolecular addition of the resulting sulfonyl radical **A** and the 1,5-



Scheme 6 Proposed mechanism for forming products **3**.

conjugated enyne **1** followed by a 5-*exo*-dig cyclization gives intermediate **B**, in which the homolysis of carbon–copper(III) affords vinyl radical **C**. Intermediate **C** is converted into aryl radical **D** via a 6-*endo*-trig cyclization. Intermediate **D** undergoes SET (single electron transfer) oxidation and subsequent deprotonation to provide intermediate **F**. The tautomerization of **F** leads to the formation of benzo[*b*]fluorens **3**. Although the generation of sulfonyl radicals triggered by various oxidants has been achieved well,⁸ the bicyclizations¹² towards fused carbocycles via sulfonyl radical initiated bifunctionalization of enynes is very rare in organic chemistry as mentioned earlier.

Conclusions

In summary, we have discovered new 1,5-enyne-bicyclization and hydrosulfonylation reactions of α,β -conjugates under convenient co-catalytic conditions. The addition of *in situ* generated sulfonyl radicals across the activated double bond is able to trigger a cascade 5-*exo*-dig/6-*endo*-trig bicyclization and HAS sequence, delivering tetracyclic sulfonylated benzo[*b*]fluorens in a successive C–S and C–C bond-forming process. Using chalcones as replacements for 1,5-conjugated enynes, this reaction enables the hydrosulfonylation of alkenes to form γ -ketosulfones with good to excellent yields. These two methods allow easy access to important functional sulfones for potential applications in organic and medicinal chemistry.

Acknowledgements

We are grateful for financial support from the NSFC (No. 21232004, 21272095, 21472071 and 21332005), PAPD of Jiangsu Higher Education Institutions, the Qing Lan Project (12QLG006), Robert A. Welch Foundation (D-1361, USA) and NIH (R33DA031860, USA), the Outstanding Youth Fund of Jiangsu Normal University (YQ2015003), and Natural Science Foundation of Jiangsu Normal University (14XLR005).

Notes and references

- For selected reviews, see: (a) M. Malacria, *Chem. Rev.*, 1996, **96**, 289; (b) D. P. Curran, *Aldrichimica Acta*, 2000, **33**, 104; (c) S. Z. Zard, *Radical Reactions in Organic Synthesis*, Oxford University Press, Oxford, UK, 2003; (d) H. Togo, *Advanced Free Radical Reactions for Organic Synthesis*, Elsevier, Amsterdam, 2004; (e) B. B. Snider, *Oxidative Free-Radical Cyclizations and Additions with Mono and β -Dicarbonyl Compounds*, in *Handbook of C–H Transformations: Applications in Organic Synthesis*, ed. G. Dyker, Wiley-VCH, Weinheim, 2005, vol. 2, pp. 371–377; (f) M. Albert, L. Fensterbank, E. Lacote and M. Malacria, *Topics in Current Chemistry*, ed. A. Gansäuer, Springer, Berlin, 2006, vol. 264, p. 1; (g) P. Renaud and M. P. Sibi, *Radicals in Organic Synthesis*, Wiley-VCH, Weinheim, 2008; (h) E. Godineau and Y. Landais, *Chem.–Eur. J.*, 2009, **15**, 3044; (i) S. Hata and M. P. Sibi, *Science of Synthesis–Stereoselective Reactions of C–C double bonds*, ed. J. G. de Vries, Georg Thieme Verlag, Stuttgart, 2011, p. 873.



- 2 For selected examples, see: (a) W. Kong, N. Fuentes, A. Garcia-Dominguez, E. Merino and C. Nevado, *Angew. Chem., Int. Ed.*, 2015, **54**, 2487; (b) N. Fuentes, W. Kong, L. Fernandez-Sanchez, E. Merino and C. Nevado, *J. Am. Chem. Soc.*, 2015, **137**, 964; (c) W. Kong, E. Merino and C. Nevado, *Angew. Chem., Int. Ed.*, 2014, **53**, 5078; (d) W. Kong, M. Casimiro, N. Fuentes, E. Merino and C. Nevado, *Angew. Chem., Int. Ed.*, 2013, **52**, 13086; (e) B. Jiang, B.-M. Feng, S.-L. Wang, S.-J. Tu and G. Li, *Chem. - Eur. J.*, 2012, **18**, 9823; (f) B. Jiang, M.-S. Yi, S. Feng, S.-J. Tu, S. Pindi, M. Patrick and G. Li, *Chem. Commun.*, 2012, **48**, 808.
- 3 For selected examples, see: (a) W.-T. Wei, M.-B. Zhou, J.-H. Fan, W. Liu, R.-J. Song, Y. Liu, M. Hu, P. Xie and J.-H. Li, *Angew. Chem., Int. Ed.*, 2013, **52**, 3638; (b) M.-B. Zhou, C.-Y. Wang, R.-J. Song, Y. Liu, W.-T. Wei and J.-H. Li, *Chem. Commun.*, 2013, **49**, 10817; (c) Y. Meng, L.-N. Guo, H. Wang and X.-H. Duan, *Chem. Commun.*, 2013, **49**, 7540; (d) H. Wang, L.-N. Guo and X.-H. Duan, *Chem. Commun.*, 2013, **49**, 10370; (e) Z. Li, Y. Zhang, L. Zhang and Z.-Q. Liu, *Org. Lett.*, 2014, **16**, 382.
- 4 (a) S.-L. Zhou, L.-N. Guo, S. Wang and X.-H. Duan, *Chem. Commun.*, 2014, **50**, 3589; (b) W.-P. Mai, J.-T. Wang, L.-R. Yang, J.-W. Yuan, Y.-M. Xiao, P. Mao and L.-B. Qu, *Org. Lett.*, 2014, **16**, 204; (c) W.-P. Mai, G.-C. Sun, J.-T. Wang, G. Song, P. Mao, L.-R. Yang, J.-W. Yuan, Y.-M. Xiao and L.-B. Qu, *J. Org. Chem.*, 2014, **79**, 8094.
- 5 L. Zhang, J. Sun and S. A. Kozmin, *Adv. Synth. Catal.*, 2006, **348**, 2271.
- 6 For selected examples, see: (a) K. Speck, K. Karaghiosoff and T. Magauer, *Org. Lett.*, 2015, **17**, 1982; (b) C. Blaszykowski, Y. Harrak, M.-H. Goncalves, J.-M. Cloarec, A.-L. Dhimane, L. Fensterbank and M. Malacria, *Org. Lett.*, 2004, **6**, 3771; (c) C.-H. Chen, Y.-C. Tsai and R.-S. Liu, *Angew. Chem., Int. Ed.*, 2013, **52**, 4599; (d) E. Tudela, J. Gonzalez, R. Vicente, J. Santamaria, M. A. Rodriguez and A. Ballesteros, *Angew. Chem., Int. Ed.*, 2014, **53**, 12097; (e) K. Fukamizu, Y. Miyake and Y. Nishibayashi, *Angew. Chem., Int. Ed.*, 2009, **48**, 2534; (f) J. Zhang, D. Wu, X. Chen, Y. Liu and Z. Xu, *J. Org. Chem.*, 2014, **79**, 4799; (g) H. Zheng, R. J. Felix and M. R. Gagne, *Org. Lett.*, 2014, **16**, 2272.
- 7 (a) F. Huber and S. F. Kirsch, *J. Org. Chem.*, 2013, **78**, 2780; (b) A. Pradal, A. Nasr, P. Y. Toullec and V. Michelet, *Org. Lett.*, 2010, **12**, 5222; (c) B. Crone, S. F. Kirsch and K.-D. Umland, *Angew. Chem., Int. Ed.*, 2010, **49**, 4661.
- 8 For selected sulfonyl radicals generated *in situ* from sulfonyl hydrazides, see: (a) X. Li, X. Xu and C. Zhou, *Chem. Commun.*, 2012, **48**, 12240; (b) J. Zhang, Y. Shao, H. Wang, Q. Luo, J. Chen, D. Xu and X. Wan, *Org. Lett.*, 2014, **16**, 3312; (c) X. Li, Y. Xu, W. Wu, C. Jiang, C. Qi and H. Jiang, *Chem.-Eur. J.*, 2014, **20**, 7911; (d) S. Tang, Y. Wu, W. Liao, R. Bai, C. Liu and A. Lei, *Chem. Commun.*, 2014, **50**, 4496; (e) W. Wei, C. Liu, D. Yang, J. Wen, J. You, Y. Suo and H. Wang, *Chem. Commun.*, 2013, **49**, 10239; (f) T. Taniguchi, Y. Sugiura, H. Zaimoku and H. Ishibashi, *Angew. Chem., Int. Ed.*, 2010, **49**, 10154; (g) G. Rong, J. Mao, H. Yan, Y. Zheng and G. Zhang, *J. Org. Chem.*, 2015, **80**, 4697.
- 9 (a) N. Simpkins, in *Sulfones in Organic Synthesis*, ed. J. E. Baldwin and P. D. Magnus, Pergamon Press, Oxford, 1993; (b) E. Block, *Reaction of Organosulfur Compounds*, Academic Press, New York, 1978; (c) P. D. Magnus, *Tetrahedron*, 1977, **33**, 2019; (d) E. N. Prilezhaeva, *Russ. Chem. Rev.*, 2000, **69**, 367; (e) A. Costa, C. Najera and J. M. Sansano, *J. Org. Chem.*, 2002, **67**, 5216; (f) M. S. Vedula, A. B. Pulipaka, C. Venna, V. K. Chintakunta, S. Jinnapally, V. A. Kattuboina, R. K. Vallakati, V. Basetti, V. Akella, S. Rajgopal, A. K. Reka, S. K. Teepireddy, P. K. Mamnoor, R. Rajagopalan, G. Bulusu, A. Khandelwal, V. V. Upreti and S. R. Mamidi, *Eur. J. Med. Chem.*, 2003, **38**, 811; (g) S. F. Barbuceanu, G. L. Almajan, I. Saramet, C. Draghici, A. I. Tarcomnicu and G. Bancescu, *Eur. J. Med. Chem.*, 2009, **44**, 4752; (h) T. M. Williams, T. M. Ciccarone, S. C. MacTough, C. S. Rooney, S. K. Balani, J. H. Condra, E. A. Emimi, M. E. Goldman, W. J. Greenlee, L. R. Kauffman, J. A. O'Brien, V. V. Sardana, W. A. Schleif, A. D. Theoharides and P. S. Anderson, *J. Med. Chem.*, 1993, **36**, 1291.
- 10 (a) N. K. Konduru, S. Dey, M. Sajid, M. Owais and N. Ahmed, *Eur. J. Med. Chem.*, 2013, **59**, 23; (b) Y. Chen, Y. Lam and Y.-H. Lai, *Org. Lett.*, 2003, **5**, 1067; (c) B. Sreedhar, M. A. Reddy and P. S. Reddy, *Synlett*, 2008, 1949; (d) H. Gilman and L. F. Cason, *J. Am. Chem. Soc.*, 1950, **72**, 3469; (e) M. Fernandez, U. Uria, L. Orbe, J. L. Vicario, E. Reyes and L. Carrillo, *J. Org. Chem.*, 2014, **79**, 441; (f) T. A. Kovalchuk, N. M. Kuzmenok and A. M. Zvonok, *Chem. Heterocycl. Compd.*, 2005, **41**, 1237.
- 11 (a) S. Mondal, B. Gold, R. K. Mohamed, H. Phan and I. V. Alabugin, *J. Org. Chem.*, 2014, **79**, 7491; (b) S. Mondal, R. K. Mohamed, M. Manoharan, H. Phan and I. V. Alabugin, *Org. Lett.*, 2013, **15**, 5650; (c) G.-B. Deng, Z.-Q. Wang, J.-D. Xia, P.-C. Qian, R.-J. Song, M. Hu, L.-B. Gong and J.-H. Li, *Angew. Chem., Int. Ed.*, 2013, **52**, 1535; (d) Y. Liu, J.-L. Zhang, M.-B. Zhou, R.-J. Song and J.-H. Li, *Chem. Commun.*, 2014, **50**, 14412; (e) Y. Liu, J.-L. Zhang, R.-J. Song, P.-C. Qian and J.-H. Li, *Angew. Chem., Int. Ed.*, 2014, **53**, 9017.
- 12 (a) O. Miyata, A. Nishiguchi, I. Ninomiya, T. Naito, K. Aoe and K. Okamura, *Tetrahedron Lett.*, 1996, **37**, 229; (b) O. Miyata, Y. Ozawa, I. Ninomiya and T. Naito, *Tetrahedron*, 2000, **56**, 6199; (c) O. Miyata, Y. Ozawa, I. Ninomiya and T. Naito, *Synlett*, 1997, 275; (d) T. Naito, Y. Honda, O. Miyata and I. Ninomiya, *J. Chem. Soc., Perkin Trans. 1*, 1995, 19.

