

Labile alkoxyamines: past, present, and future

G rard Audran, Paul Br mond* and Sylvain. R. A. Marque

Cite this: *Chem. Commun.*, 2014, 50, 7921

Alkoxyamines – per-alkylated derivatives of hydroxylamine $R^1R^2NO-R^3$ – can undergo C–ON bond homolysis to release a persistent nitroxyl radical $R^1R^2NO^\bullet$ and a transient alkyl radical R^3^\bullet . Although they were considered as an oddity when discovered in 1974, their properties have been extensively studied since the seminal work of Solomon, Rizzardo and Cacioli (*Chem. Abstr.*, **102**, 221335q), who patented the key role of alkoxyamines in nitroxide-mediated polymerization (NMP) in 1985. This *feature article* surveys and assesses the various applications of alkoxyamines: in tin-free radical chemistry, e.g., for the elaboration of carbo- or hetero-cycles, for the development of new reactions, for total synthesis of natural products; in polymerization under thermal conditions (NMP) or photochemical conditions (nitroxide-mediated photopolymerization, NMP2); and in the design of smart materials. In this *feature article*, we also describe our recent findings concerning the chemical triggering of the C–ON bond homolysis in alkoxyamines, affording the controlled generation of alkyl radicals at room temperature. Based on these results, we describe herein some new opportunities for applications in the field of smart materials, and of course, some possible developments as new initiators for NMP as well as an entirely new field of application: the use of alkoxyamines as theranostic agents. Indeed, each of the radicals released after homolysis can play an appealing role: the nitroxide, through dynamic nuclear polarization (DNP), can be used for imagery purposes (diagnostic properties), while the alkyl radical can be used to induce cellular disorders in abnormal cells (therapeutic activity).

Received 21st February 2014,
Accepted 1st May 2014

DOI: 10.1039/c4cc01364f

www.rsc.org/chemcomm

Introduction

Alkoxyamines (trialkylhydroxylamines) have been known since the early 20th century¹ and their chemistry, either as reactants/

products or intermediates, has been reviewed several times.^{2–4} However, this family of molecules, especially the labile ones, was considered as seemingly trivial and of minor use until the 1990s,⁵ when they started to be used as initiators for one of the most promising techniques for controlling radical polymerization:⁶ Nitroxide Mediated Polymerization (NMP, *vide infra*).⁷ In fact, the renewed interest in this family is only due to the

Aix-Marseille Universit  CNRS, ICR–UMR 7273, case 551,
Avenue Escadrille Normandie-Niemen, 13397 Marseille cedex 20, France.
E-mail: paul.bremond@univ-amu.fr



G rard Audran

G rard Audran defended his PhD in 1995, and was appointed full professor in 2009 at Aix-Marseille University. He is the co-author of more than 60 scientific papers. His main research topics are the enantioselective synthesis of five- and six-membered ring natural and bioactive products (terpenes, carbasugars, carbonucleosides) with the aid of biocatalysts. Recently, he turned also his interest to the field of radical chemistry, particularly in the chemistry of nitroxides and alkoxyamines.



Paul Br mond

Paul Br mond obtained his PhD in 2008 under the supervision of Prof. Honor  Monti and Prof. G rard Audran at the University Paul C zanne at Marseille, France. He became a lecturer for one year in Marseille, and then he moved to Harvard University in Cambridge, Massachusetts, U.S.A. to join the group of Prof. Yoshito Kishi as a postdoctoral associate. In 2010, he was recruited as an assistant professor (Ma tre de Conf rences) at the University of Provence (now Aix-Marseille Universit ), at Marseille, France. He works in the Institute of Radical Chemistry on the synthesis and physical, chemical and biological evaluation of alkoxyamines.



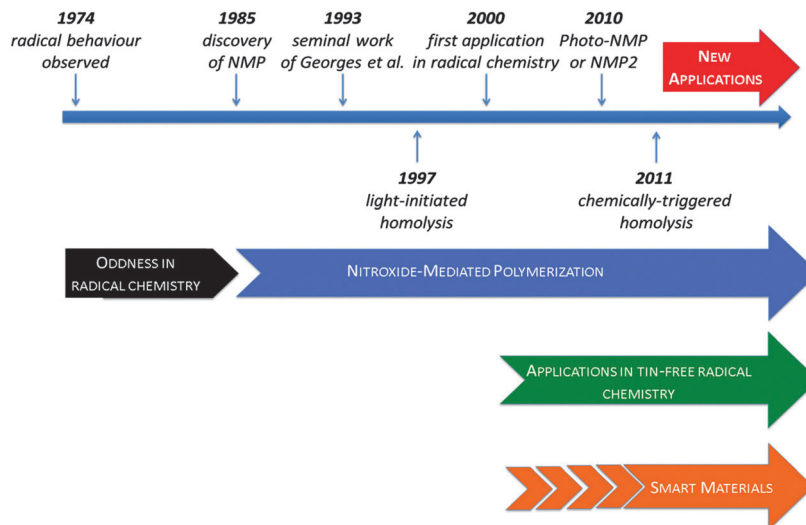


Fig. 1 Alkoxyamines used as radical initiators: timescale and milestones.

radical reactivity displayed by some of its members. In this *feature article*, we propose to describe the major milestones, from the discovery of the radical reactivity of alkoxyamines to their implementation in industry,^{8,9} and their potential new applications (Fig. 1).

The discovery of the radical reactivity of alkoxyamines and of the nitroxide mediated polymerization

Indeed, in 1974, for the first time Kovtun *et al.*¹⁰ reported that the stability of alkoxyamines was unexpectedly dependent on experimental conditions.¹¹ † They observed that the decomposition

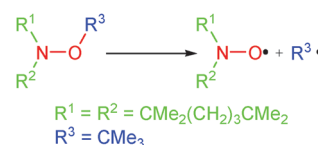
† Since the late 1960s, the formation of alkoxyamines *via* the cross-coupling reaction between alkyl radicals and nitroxides has been well known. See ref. 11 and references therein.



Sylvain. R. A. Marque

Sylvain Marque was awarded a PhD from Paul Cézanne University (Marseille) in 1996. In 1997, he spent one year as a postdoctoral fellow with Prof. D. H. R. Barton at Texas A&M University. From 1998 to 2000, he joined Prof. H. Fischer's team (University of Zürich). In 2000, he was appointed Assistant Professor at University of Provence, and in 2008, he was promoted to a Professorship position. His research is focused on the reactivity of organic radicals investigated by means of EPR, NMR and calculations, and applied in Organic Chemistry, (controlled) Polymerization, Spectroscopy, and Biology.

Sylvain Marque was awarded a PhD from Paul Cézanne University (Marseille) in 1996. In 1997, he spent one year as a postdoctoral fellow with Prof. D. H. R. Barton at Texas A&M University. From 1998 to 2000, he joined Prof. H. Fischer's team (University of Zürich). In 2000, he was appointed Assistant Professor at University of Provence, and in 2008, he was promoted to a Professorship position. His research is focused on the reactivity of organic radicals investigated by



Scheme 1 Homolysis of the C–ON bond in alkoxyamines. An example of the lability of alkoxyamine – R¹ and R² for the nitroxyl fragment and R³ as an alkyl fragment – investigated in the presence of oxygen by Kovtun *et al.*¹⁰

of alkoxyamines into nitroxides and alkyl radicals (Scheme 1) was dramatically dependent on the presence and amount of scavengers such as oxygen or iodine. This chemistry did not arouse too much interest^{12,13} for one decade, except for a few articles related to the degradation of polymers.^{14–17} In fact, the kinetics underlying this amazing result were unveiled 24 years later by Fischer *et al.*¹⁸ Indeed, the apparent high stability of alkoxyamines is governed by the so-called “Persistent Radical Effect”.^{19–21} ‡ Using alkoxyamine **1** (Fig. 2), Fischer *et al.*¹⁸ showed that it was completely decomposed in *ca.* 90 minutes at 80 °C when the experiment was performed in the presence of an alkyl radical scavenger (galvinoxyl) whereas only 2% was decomposed in *ca.* 10 hours in its absence!⁷

In 1985, Solomon, Rizzardo, and Cacioli²² patented the concept of Nitroxide Mediated Polymerization, which relies on the reversible homolysis of the C–ON bond of alkoxyamines (Scheme 2a and b).^{23,24} They were the first²⁵ to improve the conventional 3-stage scheme for radical polymerization by proposing additional steps in each stage (Scheme 2b). This improved scheme is often displayed in its oversimplified form (Scheme 2c).²⁶ § This major discovery did not arouse too much interest in the community of polymer chemists, until the seminal work of Georges *et al.*^{27,28} 8 years later (Scheme 2d). Using a bi-component system based on 2,2,6,6-tetramethylpiperidinyl-1-*N*-oxyl radical (TEMPO) and

‡ This term was coined by Daikh *et al.* See ref. 20.

§ It has taken researchers two decades to confirm the importance of each stage and each step on the fate of NMP experiments. See ref. 26.



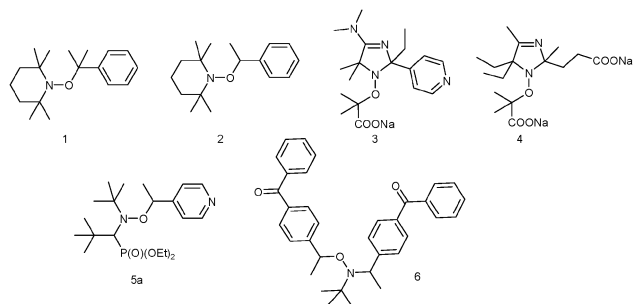
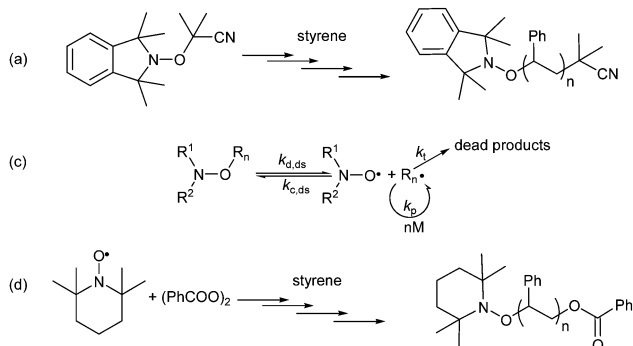


Fig. 2 Some examples of alkoxyamines developed for new modes of initiation.



Scheme 2 (a) An example of the first NMP experiment proposed by Solomon *et al.*,²² (b) complete kinetic scheme for NMP, and (c) its oversimplified scheme; and (d) bi-component system for NMP proposed by Georges *et al.*^{27,28} For the experimental conditions in (a) and (d), see the references cited. k_d and k_c : C–ON bond homolysis and reformation rate constants of the initiator; $k_{d,ds}$ and $k_{c,ds}$: C–ON bond homolysis and reformation rate constants of the initiator and the macro-alkoxyamine (dormant species ds), respectively; k_{add} : rate constant for the addition of the initiating alkyl radical onto the monomer; k_p : propagation rate constant; $k_{t,ds}$: termination rate constants of the polymer radical (in general, a magnitude close to that of molecular species); k_{id} : rate constant for the intramolecular proton transfer (IPT) in molecular and macromolecular alkoxyamines, k_{ct} : rate constant for the intermolecular hydrogen-atom transfer (HAT) between the nitroxide and the alkyl radical; k_{dec} : rate constant for the nitroxide degradation processes.

dibenzoylperoxide, they showed that the radical polymerization of styrene is nicely controlled, affording polymers exhibiting narrow polydispersity indices (<1.5). Keeping the robustness of the radical polymerization, NMP now plays a major role in the preparation of well controlled and defined polymer structures.^{5–7,26,29–35} Since then, it has triggered a tremendous amount of work in different fields, spanning from kinetics investigations,²⁹ design of new initiators,^{36,37} preparation of new materials,³⁰ to industrial applications.³³ All the results reported in the cited reviews show that NMP is now a mature technique that is currently used in industry⁶ to prepare new polymers and new materials and this aspect will not be discussed any further.^{5,6,33,34}

Fundamentals of the radical reactivity of alkoxyamines

During the last 20 years, the effects ruling C–ON bond homolysis and its reformation have been carefully and extensively

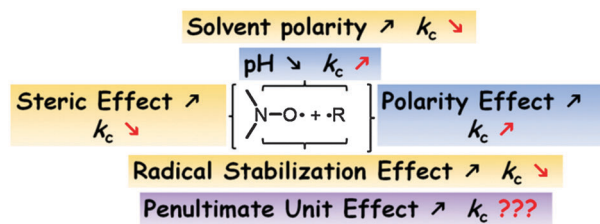


Fig. 3 Effects ruling the reformation rate constant k_c . Reprinted with permission from E. G. Bagryaskaya, S. R. A. Marque, *Chem. Rev.*, 2014, ASAP. Copyright 2014 American Chemical Society.

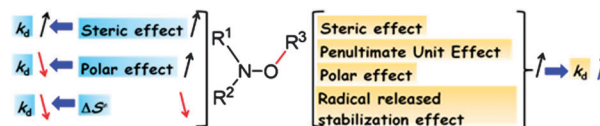


Fig. 4 Main effects involved in the C–ON bond homolysis of alkoxyamines.

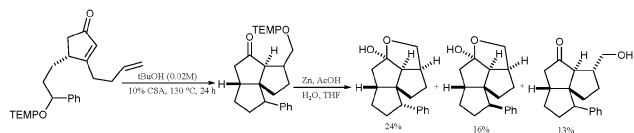
studied. As these effects are not the topic of this article, they will be addressed briefly. The reformation of the alkoxyamine C–ON bond has been the purpose of a recent review whose main lines are displayed in Fig. 3.³⁸ Interestingly, the substituents of the alkyl radical and the nitroxide involve effects that are either additive or synergistic, except for the effect of the penultimate unit which is not yet clear. As expected, the main effects involved in ruling k_c are the stabilization, the bulkiness, and the polarity of both the alkyl radical and the nitroxide, each to a different extent depending on the species. The solvent effects were also reported in this review.

The alkoxyamine C–ON bond homolysis, although shortly discussed in several reviews, has not yet been the topic of a devoted review.^{5–7,21,29} The main effects are displayed in Fig. 4 and briefly discussed. Interestingly, all the main effects of the R^3 group on k_d exhibit the same trend whereas, on the nitroxyl fragment R^1R^2NO , the steric and polar effects afford antagonistic trends. Moreover, when the whole structure is considered some synergistic antagonistic effects can arise. Furthermore, the impact of these effects can be strikingly modified by minor/side effects such as intramolecular hydrogen bonding, anomeric and anchimeric effects, long range effects *etc.*^{7,26} Nevertheless, it has been possible to develop structure reactivity relationships (SRR) robust enough to predict either the right value of k_d or at least the trend expected.^{39–41} Taking into account the versatility of the structures and the potential applications (*vide infra*), it is not possible to provide accurate and reliable rules on what the “ideal” or “perfect” structure is. Nevertheless, theoretical^{42,43} and empirical^{39–41} tools are available to determine k_d and k_c values, so that the success or the failure of the aimed application might be envisioned.

Alkoxyamines for tin-free radical chemistry

In 2000, Studer⁴⁴ reported the first application of alkoxyamines as substitutes in tin-free radical chemistry, as highlighted by





Scheme 3 First example of an alkoxyamine used as an initiator in tin free-radical chemistry.

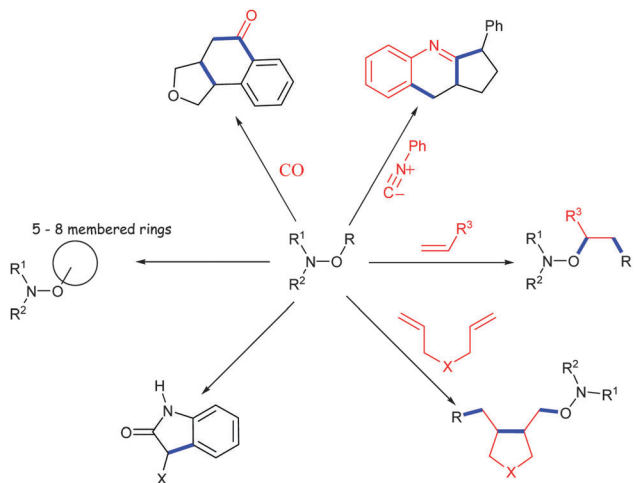
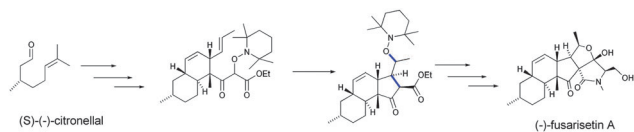


Fig. 5 Various applications of alkoxyamines as synthetic tools (in blue, newly formed bonds; in red, new fragments added).



Scheme 4 Preparation of (-)-fusarisetin A based on the radical cyclization (in blue, newly formed bonds) involving the use of an alkoxyamine as a thermal radical initiator.

the preparation of triquinane *via* radical cascade cyclizations (Scheme 3). Several applications have followed: the formation of lactones or lactams^{45,46} *via* the Ueno–Stork reaction,^{47,48} conjugative addition/cyclization/elimination,^{49–51} intramolecular homolytic aromatic substitution,^{51,52} 1,2-intermolecular radical addition,^{50,53,54} carboxyaminoxylation,⁵⁵ isonitrilation,⁵⁶ or metal free-carbonylation (Fig. 5).⁵⁷ Theodorakis *et al.*,⁵⁸ in their preparation of (-)-fusarisetin A (Scheme 4), highlighted the efficiency and the interest to use alkoxyamine as a radical initiator.

Photolysis of alkoxyamines and photo-NMP

In 1997, Scaiano *et al.*⁵⁹ showed that laser-flash irradiation of alkoxyamines **1** and **2** (Fig. 2) generates nitroxides and alkyl radicals through a homolytic process. It was a decade later^{60–62} that NMP under irradiation (photo-NMP or NMP2, Fig. 6) was

¶ Several preliminary attempts to develop Nitroxide-Mediated Photopolymerization were performed during this decade. See ref. 60–62 as examples.

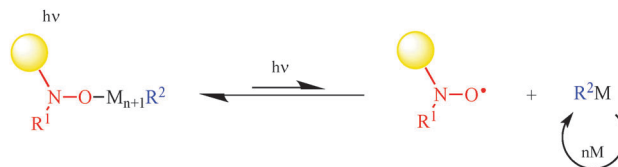
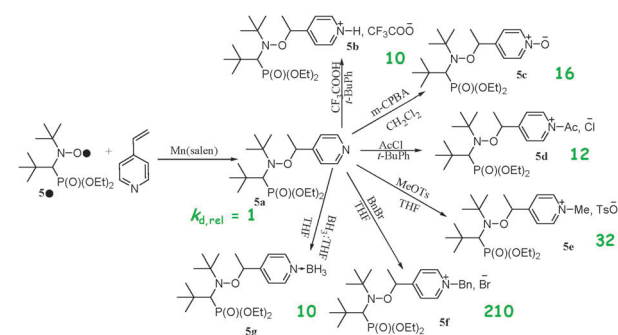


Fig. 6 Principles of nitroxide-mediated photopolymerization (● as chromophore group). Copyright 2012 Wiley. Used with permission from D. Gígmes, S. R. A. Marque, Nitroxide Mediated Polymerization and its Applications, in *Encyclopedia of Radicals in Chemistry, Biology, and Materials*, ed. C. Chatgililoglu, A. Studer, Wiley, Chichester, U.K., 2012, vol. 4, pp. 1813–1850.

developed simultaneously by Gígmes *et al.*^{63,64} and Yoshida *et al.*⁶⁵ Gígmes *et al.*⁶³ showed that the photo-labile alkoxyamine **6** was suitable for controlling the photo-polymerization of *n*-butyl acrylate, and developed nice applications in the preparation of covalently bonded multilayered micropatterns.⁶⁶

Chemical (de)activation of alkoxyamines

In 2009, the possible (de)activation of the alkoxyamine C–ON bond homolysis based on chemical changes in the nitroxyl fragment was suggested by Marx *et al.*,⁶⁷ and, independently, a striking effect of the protonation of the nitroxyl moiety on the decomposition pathways during ESI-MS experiments was reported by Mazarin *et al.*⁶⁸ However, the first kinetic evidence of the effect of protonation on the C–ON homolysis was only reported in 2011 by Brémond and Marque⁶⁹ who showed, in sharp contrast to the earlier observations,^{70–73} that k_d values were strikingly increased upon protonation (**5b**) of the alkyl fragment of alkoxyamine **5a** (Scheme 5), as well as upon oxidation (**5c**), acylation (**5d**), alkylation (**5e,f**), and complexation (**5g**) of the pyridinyl moiety (Scheme 5),⁷⁴ as expected from structure–reactivity relationships.⁴¹ In the same year, Bagryanskaya *et al.*⁷⁵ reported the reverse effect of the protonation for **3** and **4**, *i.e.*, the strengthening of the alkoxyamine C–ON bond upon



Scheme 5 Different types of chemical activation for alkoxyamine **5a**. Green values are for $k_{d,rel} = k_{d,5b-5g}/k_{d,5a}$.

¶ Alkoxyamines investigated in ref. 70–73 did not carry protonable sites except the strongly acidic N atom of the C–ON bond which can be protonated only under drastic conditions, as in ref. 68.



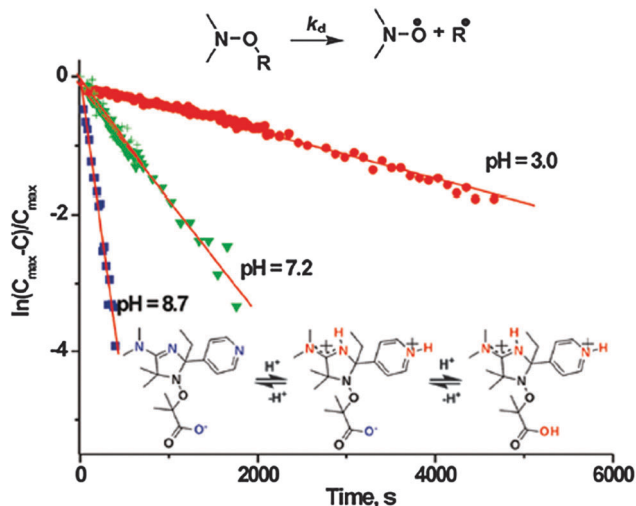


Fig. 7 Effect of the protonation on k_d of **3**. (■) pH=8.7, (▼) pH=7.2 and (●) pH = 3.0. Reprinted with permission from M. V. Edeleva, I. A. Kirilyuk, I. F. Zhurko, D. A. Parkhomenko, Y. P. Tsentelovich, E. G. Bagryanskaya, *J. Org. Chem.*, 2011, **76**, 5558–5573. Copyright 2014 American Chemical Society.

protonation of the nitroxyl fragment. Hence, a clear decrease in the homolysis rate constant k_d was observed from basic to acidic pH (Fig. 7), as expected from the polar effect of the nitroxide fragment (Fig. 4).^{39,40} The activation/deactivation events were efficiently applied to NMP.^{75,76}

Consequently, the same mode of activation, *i.e.*, protonation of a nitrogen atom, has an antagonistic effect on the alkoxyamine C–ON bond homolysis, whether the protonation occurs on the nitroxyl fragment or on the alkyl fragment. That is, upon protonation, the electron-withdrawing properties of the substituents are increased, leading either to a striking decrease in k_d for the nitroxyl moiety or to a dramatic increase in k_d for the alkyl fragment (Fig. 8). This effect depends only on the increase/decrease in the electron withdrawing properties of the substituents,^{39–41} implying a change in k_d , as displayed in Fig. 8 and as highlighted with **5a–5g** and **3** in Scheme 5 and in Fig. 7, respectively.

In fact, the chemical triggering of the C–ON bond homolysis led us to develop the concept of smart spin probes (dotted red line in Fig. 9). Indeed, alkoxyamines can be gathered in 3 families, depending on the strength of the C–ON bond (Bond Dissociation Energy, BDE): for $BDE < 100 \text{ kJ mol}^{-1}$ ($t_{1/2, 20^\circ\text{C}} < 30 \text{ min}$), a family of alkoxyamines that are too unstable to be

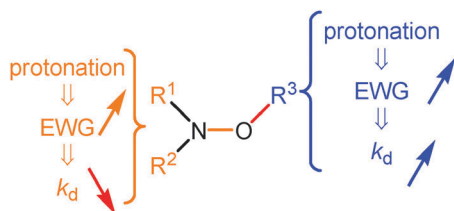


Fig. 8 Consequences of the protonation depending on the site of protonation.

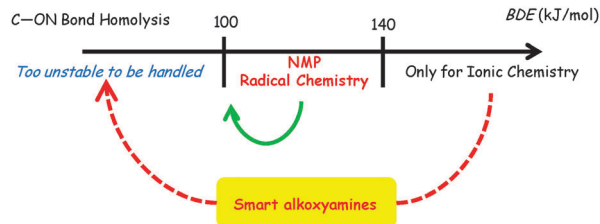


Fig. 9 Smart spin probe concept. Reproduced from ref. 79.

handled and stored easily and safely, and that have been of *no use* up to now; for $100 \text{ kJ mol}^{-1} < BDE < 140 \text{ kJ mol}^{-1}$, a family which comprises all alkoxyamines currently applied to NMP and radical chemistry; and for $BDE > 140 \text{ kJ mol}^{-1}$ ($t_{1/2, 20^\circ\text{C}} > 800 \text{ years}$ or $t_{1/2, 200^\circ\text{C}} > 8 \text{ s}$),** a family of alkoxyamines that are too stable to be involved under controlled radical reactions. In fact, the concept of smart spin probes relies on the activation of highly stable alkoxyamines into highly labile alkoxyamines (red dotted arrow in Fig. 9) for new applications in biology and for smart materials. Our recent results nicely support this concept, as we observed a clear activation (green arrow in Fig. 9). Thus our research is now focused on the development of very stable alkoxyamines that can be chemically or biologically switched to highly labile alkoxyamines (red dotted arrow in Fig. 9). It has already been possible, by combining solvent effects and chemical activation, to develop alkoxyamine **5e** that exhibits $t_{1/2} = 48 \text{ min}$ at 37°C in water,⁷⁷ which led us to envision some applications of alkoxyamines in some fields of biology such as theranostics.

Application of alkoxyamines as theranostic agents

Ten years ago a new field emerged: theranostics⁷⁸ †† where concomitant therapeutic and diagnostic properties can be exhibited by a single molecule, which makes it possible to monitor *in situ* and directly the efficiency of drugs. Interestingly, alkoxyamines are able to release two different types of radicals: a rather persistent nitroxide (several minutes to several hours of life-time under biological conditions) and a transient, generally highly reactive, alkyl radical. Our recent results led us to propose the concept displayed in Fig. 10 and an approach to the use of alkoxyamines as theranostic agents (Fig. 11).⁷⁹

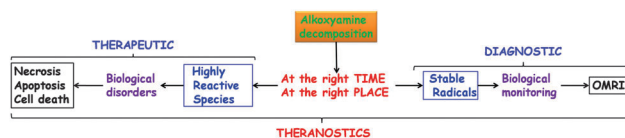


Fig. 10 Theranostic concept based on the radical chemistry of alkoxyamines. Reproduced from ref. 79.

** At 200°C , many other processes of degradation compete with the C–ON bond homolysis.

†† The issue of *Account of Chemical Research* published in September 2011 is devoted to Theranostics.



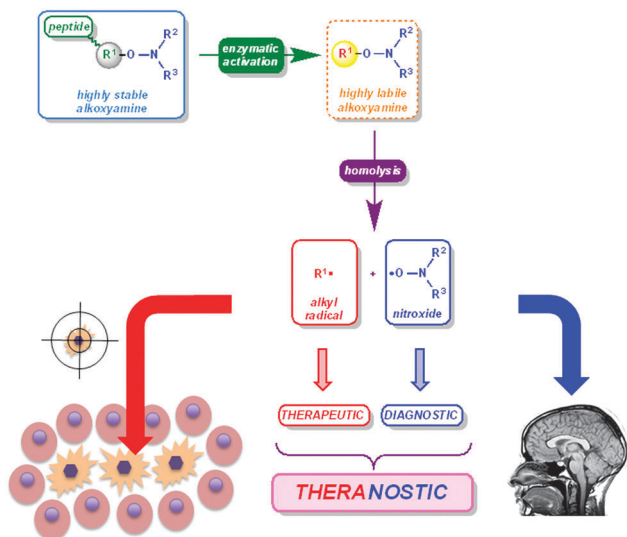


Fig. 11 Theranostic concept applied to alkoxyamines.

When the decomposition of an alkoxyamine occurs *at the right time and at the right place* – rather quickly and in unhealthy cells – it generates alkyl radical and nitroxide, each being endorsed with a specific role. Alkyl radicals are highly reactive transient species that generate biological disorders⁸⁰ – by H-abstraction, addition onto unsaturated bonds, electron transfer, *etc.* – which in turn trigger the cell death process⁸¹ (necrosis and apoptosis). Hence,

they exhibit therapeutic activity (Fig. 10). Nitroxides are persistent radical species which can be detected readily or through the modifications they cause in the magnetic properties of their surroundings. They can be used to monitor the efficiency of the drug when using techniques such as Electron Paramagnetic Resonance Imaging (EPRI) or Overhauser-enhanced Magnetic Resonance Imaging (OMRI).^{82,83} Hence, they exhibit diagnostic property. This concept (Fig. 10) will be successful only if the homolysis of the alkoxyamine is selectively triggered *at the right time, at the right place*, and with a rate high enough to ensure a nitroxide concentration suitable for monitoring.

To fulfill the requirements described above, a 3-fragment alkoxyamine should be designed (Fig. 11): the activation/addressing fragment (green part), the virtual alkyl radical (yellow circle), and the virtual nitroxide (blue part). The triggering of the alkoxyamine homolysis can be performed either through chemical or physical activation combined to selective addressing or through a chemical reaction activated by the addressing event.⁷⁹ The activation will release a transient alkoxyamine (dotted frame Fig. 11) that will decompose into a highly reactive radical⁸¹ (red frame) – increasing the amount of reactive oxygen species (ROS)⁸¹ or reacting with biomolecules – and into a persistent nitroxide (dark blue frame) which can be

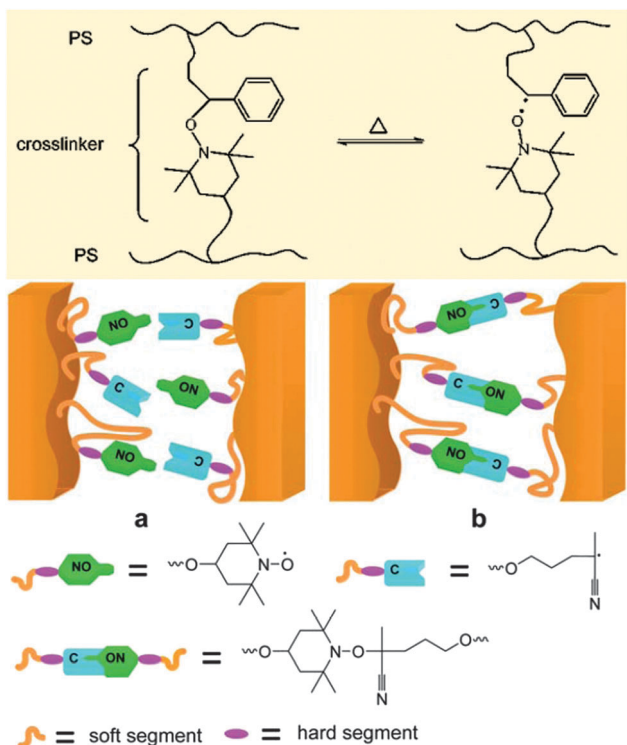


Fig. 12 Self-healing polymer based on the reversible alkoxyamine homolysis. Top: Reprinted with permission from C. Yuan, M. Z. Rong, M. Q. Zhang, Z. P. Zhang, Y. C. Yuan, *Chem. Mater.*, 2011, **23**, 5076–5081. Copyright 2011 American Chemical Society. Bottom: Reproduced from ref. 86.

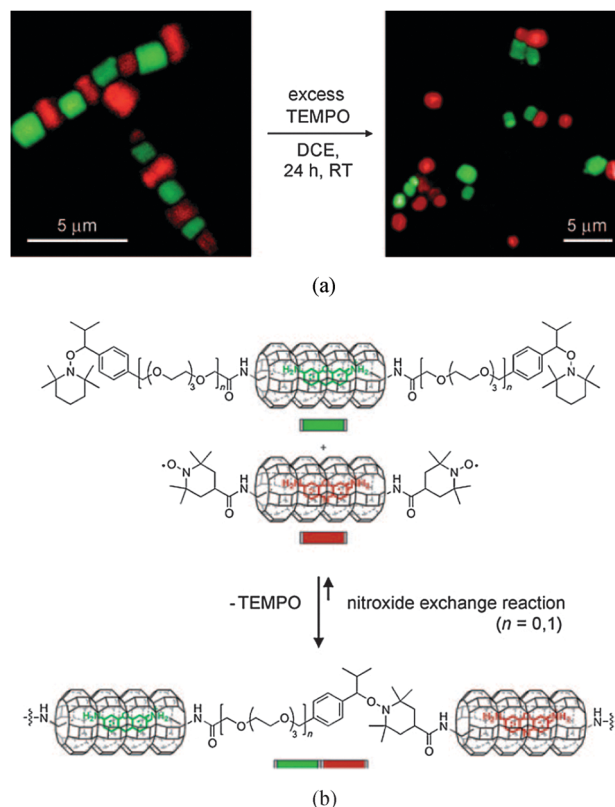


Fig. 13 (a) Confocal microscopy images showing the reversibility of the chain formation with zeolites. (b) Nitroxide exchange reaction of alkoxyamine functionalized zeolite L crystal (green zeolites) with nitroxide-modified (red zeolites) to form ordered zeolite chains. Copyright 2010 Wiley. Used with permission from B. Schulte, M. Tsotsalas, M. Becker, A. Studer, L. De Cola, *Angew. Chem., Int. Ed.*, 2010, **49**, 6881–6884.





Fig. 14 Model for controlling the passage of a solvent through the channels of a membrane.

used to monitor the biological process involved using OMRI.^{82,83}

Alkoxyamines for smart materials

For the past decade, alkoxyamines have been used in the development of smart materials. Indeed, the preliminary experiments performed by Otsuka *et al.*,⁸⁴ about 10 years ago, on the scrambling of polymer chains based on the homolysis of the alkoxyamine led Rong *et al.*^{85,86} to propose self-healing materials based on reversible alkoxyamine homolysis (Fig. 12). Recently, Studer *et al.*⁸⁷ showed that reversible homolysis can be applied to the development of dynamic microcrystal assemblies, as highlighted by the alternate green and red zeolites in Fig. 13. Such types of structure open up new opportunities in photonics.

However, up to now, all applications have relied on a change in temperature and so for each application a specific alkoxyamine must be designed. Chemical triggering and biological triggering will lead to the development of new materials with innovative self-healing or optoelectronic properties. One can imagine C–ON homolysis controlled by chemical or biological stimuli allowing the modulation of channel accessibility, of the permeability of materials, and of the magnetic properties of materials, everything being performed from room to physiological temperature. For example, the reversible homolysis of an alkoxyamine C–ON bond triggered by a change in pH has the potential to be applied to the control of access to channels in membranes, as highlighted in Fig. 14.

Conclusion

Thirty years after the discovery of NMP, labile alkoxyamines can be considered as valuable initiators for radical reactions. Indeed, they are currently used in industry to prepare tailored polymers by NMP, just as peroxides and homologues are used to prepare basic/standard polymers by radical polymerization (Fig. 15).^{5,6,8,9,31} It is clear that alkoxyamines can now be considered as conventional reactants for radical chemistry in industry. Nevertheless, chemically triggered C–ON bond homolysis opens up new perspectives for NMP: (i) new initiators complying with the REACH directives, *i.e.* easier to store, to handle, to ship and much less hazardous than conventional thermal initiators,⁸⁸ and (ii) new initiators for surface polymerizations on inorganic core particles which would be triggered only upon complexation. Despite the development of several alkoxyamines-based metal-free radical reactions, the latter are

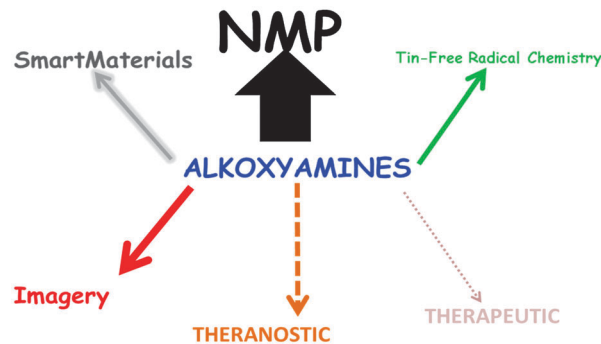


Fig. 15 Fields of application for alkoxyamines.

still scarcely used as synthesis tools. Recent results on the reversible activation of alkoxyamines open up new perspectives of applications in Biology, that is, such molecules can be applied as theranostic agents, and they can be tuned so that either the therapeutic activity⁸¹ or the diagnostic property is favoured.^{82,83} Taking into account the generality of the concept and the versatility of alkoxyamines, one may expect many other applications in Biology and (smart) Materials Sciences: orphan diseases, phytochemistry, self-healing materials, switches, *etc.*, as long as specific and selective addressing/activation is performed. External, selective and reversible activation/deactivation of alkoxyamines should open new opportunities for the development of new smart materials or molecular devices.

Acknowledgements

Authors thank Aix-Marseille University, CNRS, and Agence Nationale de la Recherche (grants NITROMRI ANR-09-BLAN-0017-01 and SonRadIs ANR-11-JS07-002-01) for financial support.

Notes and references

- 1 L. W. Jones and R. T. Major, *J. Am. Chem. Soc.*, 1927, **49**, 1527–1540.
- 2 J. S. Roberts, in *Comprehensive Organic Chemistry*, Book ed. D. H. R. Barton and W. D. Ollis, Series ed. I. O. Sutherland, Pergamon Press, Oxford, 1979, vol. 2, p. 185.
- 3 R. Askani and D. F. Taber, in *Comprehensive Organic Synthesis*, Book ed. B. M. Trost and I. Fleming, Series ed. E. Winterfeld, Pergamon Press, Oxford, 1991, vol. 6, p. 104.
- 4 C. M. Marson and A. D. Hobson, in *Comprehensive Organic Functional Groups*, Book ed. A. R. Katritzky, O. Meth-Cohn and C. W. Rees, Series ed. S. V. Ley, Pergamon Press, Oxford, 1995, vol. 2, p. 298.
- 5 G. Moad and D. H. Solomon, *The Chemistry of Radical Polymerization*, Elsevier, Amsterdam, 2nd edn, 2006, and references cited therein.
- 6 J. Nicolas, Y. Guillauneuf, C. Lefay, D. Bertin, D. Gignes and B. Charleux, *Prog. Polym. Sci.*, 2013, **38**(1), 63–235.
- 7 D. Gignes and S. R. A. Marque, Nitroxide Mediated Polymerization and its Applications, in *Encyclopedia of Radicals in Chemistry, Biology, and Materials*, ed. C. Chatgililoglu and A. Studer, Wiley, Chichester, U.K., 2012, vol. 4, pp. 1813–1850.
- 8 P. Nesvadba, A. Kramer, A. Steinmann and W. Stauffer, *PCT Int. Appl.*, WO 99/03894, 1999.
- 9 J.-L. Couturier, O. Guerret, D. Gignes, S. Marque, F. Chauvin, P.-E. Dufils, D. Bertin and P. Tordo, *Patent no FR2843394*, 2004; J.-L. Couturier, O. Guerret, D. Gignes, S. Marque, F. Chauvin, P.-E. Dufils, D. Bertin and P. Tordo, *WO 2004014926*, 2004.



- 10 G. A. Kovtun, A. L. Aleksandrov and V. A. Golubev, *Bull. Acad. Sci. USSR, Div. Chem. Sci.*, 1974, 2115–2121; G. A. Kovtun, A. L. Aleksandrov and V. A. Golubev, *Izv. Akad. Nauk SSSR, Ser. Khim.*, 1974, 2197–2203.
- 11 K. U. Ingold, Radical Reaction Rates in Liquids, in *Landolt-Börnstein, Group II*, ed. H. Fischer, Springer-Verlag, Berlin, 1983, vol. 13c, p. 166.
- 12 J. A. Howard and J. C. Tait, *J. Org. Chem.*, 1978, **43**, 4279–4283.
- 13 D. W. Grattan, D. J. Carlsson, J. A. Howard and D. M. Wiles, *Can. J. Chem.*, 1979, **57**, 2834–2842.
- 14 D. W. Grattan, D. J. Carlsson and D. M. Wiles, *Polym. Degrad. Stab.*, 1979, **1**, 69–84.
- 15 T. A. B. M. Bolsman, A. P. Blok and J. H. G. Frijns, *Recl. Trav. Chim. Pays-Bas*, 1978, **97**(12), 310–313.
- 16 T. A. B. M. Bolsman, A. P. Blok and J. H. G. Frijns, *Recl. Trav. Chim. Pays-Bas*, 1978, **97**(12), 313–319.
- 17 P. Stipa, L. Greci, P. Carloni and E. Damiani, *Polym. Degrad. Stab.*, 1997, **55**, 323.
- 18 T. Kothe, S. Marque, R. Martschke, M. Popov and H. Fischer, *J. Chem. Soc., Perkin Trans. 2*, 1998, 1553–1559.
- 19 H. Fischer, *J. Am. Chem. Soc.*, 1986, **108**, 3925–3927.
- 20 B. E. Daikh and R. G. Finke, *J. Am. Chem. Soc.*, 1992, **114**, 2938–2943.
- 21 H. Fischer, *Chem. Rev.*, 2001, **101**, 3581–3610.
- 22 D. H. Solomon, E. Rizzardo and P. Cacioli, *Eur. Pat. Appl.*, 135280, 1985; D. H. Solomon, E. Rizzardo and P. Cacioli, *US Pat.*, 4,581,429, 1986; H. Solomon, E. Rizzardo and P. Cacioli, *Chem. Abstr.*, 1985, **102**, 221335q.
- 23 E. Rizzardo, *Chem. Aust.*, 1987, **54**, 32–33.
- 24 G. Moad and E. Rizzardo, *Macromolecules*, 1995, **28**, 8722–8728.
- 25 C. H. J. Johnson, G. Moad, D. H. Solomon, T. H. Spurling and D. J. Vearring, *Aust. J. Chem.*, 1990, **43**, 1215–1230.
- 26 D. Bertin, D. Gignes, S. R. A. Marque and P. Tordo, *Chem. Soc. Rev.*, 2011, **40**, 2189–2198.
- 27 M. K. Georges, R. P. N. Veregin, P. M. Kazmaier and G. K. Hamer, *Macromolecules*, 1993, **26**, 2987–2988.
- 28 M. K. Georges, R. P. N. Veregin, P. M. Kazmaier, G. K. Hamer and M. Saban, *Macromolecules*, 1994, **27**, 7228–7229.
- 29 A. Goto and T. Fukuda, *Prog. Polym. Sci.*, 2004, **29**, 329–385 and references cited therein.
- 30 C. J. Hawker, A. W. Bosman and E. Harth, *Chem. Rev.*, 2001, **101**, 3661–3688.
- 31 M. Destarac, *Macromol. React. Eng.*, 2010, **4**, 165–179.
- 32 B. Charleux and J. Nicolas, *Polymer*, 2007, **48**, 5813–5833.
- 33 P. Nesvadba, *Chimia*, 2006, **60**, 832–840 and references cited therein.
- 34 R. B. Grubbs, *Polym. Rev.*, 2011, **51**, 104–137.
- 35 W. A. Braunecker and K. Matyjaszewski, *Prog. Polym. Sci.*, 2007, **32**, 93–146.
- 36 D. Bertin, D. Gignes and S. R. A. Marque, *Recent Res. Dev. Org. Chem.*, 2006, **10**, 63–121 and references cited therein.
- 37 A. C. Greene and R. B. Grubbs, *ACS Symp. Ser.*, 2009, **1024**, 81–93.
- 38 E. G. Bagryanskaya and S. R. A. Marque, *Chem. Rev.*, 2014, DOI: 10.1021/cr4000946.
- 39 S. Marque, *J. Org. Chem.*, 2003, **68**, 7582–7590.
- 40 H. Fischer, A. Kramer, S. R. A. Marque and P. Nesvadba, *Macromolecules*, 2005, **38**, 9974–9984.
- 41 D. Bertin, D. Gignes, S. R. A. Marque and P. Tordo, *Macromolecules*, 2005, **38**, 2638–2650.
- 42 J. L. Hodgson, C.-Y. Lin, M. L. Coote, S. R. A. Marque and K. Matyjaszewski, *Macromolecules*, 2010, **43**(8), 3728–3743.
- 43 C. Y. Lin, S. R. A. Marque, K. Matyjaszewski and M. L. Coote, *Macromolecules*, 2011, **44**(19), 7568–7583.
- 44 A. Studer, *Angew. Chem., Int. Ed.*, 2000, **39**, 1108–1111.
- 45 D. Bertin, D. Gignes, S. R. A. Marque and P. Tordo, *Tetrahedron*, 2005, **61**, 8752–8761.
- 46 C. Wetter and A. Studer, *Chem. Commun.*, 2004, 174–175.
- 47 Y. Ueno, K. Chino, M. Watanabe, O. Moriya and M. Okawara, *J. Am. Chem. Soc.*, 1982, **104**, 5564–5566.
- 48 G. Stork, R. Mook Jr, S. A. Biller and S. D. Rychnovsky, *J. Am. Chem. Soc.*, 1983, **105**, 3741–3742.
- 49 C. Leroi, B. Fenet, J.-L. Couturier, O. Guerret and M. A. Ciufolini, *Org. Lett.*, 2003, **5**, 1079–1081.
- 50 C. Wetter, K. Jantos, K. Woithe and A. Studer, *Org. Lett.*, 2003, **5**, 2899–2902.
- 51 A. Teichert, K. Jantos, K. Harms and A. Studer, *Org. Lett.*, 2004, **6**, 3477–3480.
- 52 C. Leroi, D. Bertin, P.-E. Dufils, D. Gignes, S. Marque, P. Tordo, J.-L. Couturier, O. Guerret and M. A. Ciufolini, *Org. Lett.*, 2003, **5**, 4943–4945.
- 53 A. J. Herrera and A. Studer, *Synthesis*, 2005, 1389–1396.
- 54 P.-E. Dufils, N. Chagneux, D. Gignes, T. Trimaille, S. R. A. Marque, D. Bertin and P. Tordo, *Polymer*, 2007, **48**, 5219–5225.
- 55 I. C. Wienhofer, A. Studer, M. T. Rahman, T. Fukuyama and I. Ryu, *Org. Lett.*, 2009, **11**, 2457–2460.
- 56 B. Janza and A. Studer, *Org. Lett.*, 2006, **8**, 1875–1878.
- 57 Y. Uenoyama, M. Tsukida, T. Doi, I. Ryu and A. Studer, *Org. Lett.*, 2005, **7**, 2985–2988.
- 58 J. Xu, E. J. E. Caro-Diaz, M. H. Lacoske, C.-I. Hung, C. Jamora and E. A. Theodorakis, *J. Am. Chem. Soc.*, 2012, **134**, 5072–5075.
- 59 J. C. Scaiano, T. J. Connolly, N. Mohtat and C. N. Pliva, *Can. J. Chem.*, 1997, **75**, 92–97.
- 60 E. Yoshida, *Colloid Polym. Sci.*, 2008, **286**, 1663–1666.
- 61 S. Hu, J. H. Malpert, X. Yang and D. C. Neckers, *Polymer*, 2000, **41**, 445–452.
- 62 A. Goto, J. C. Scaiano and L. Maretti, *Photochem. Photobiol. Sci.*, 2007, **6**, 833–835.
- 63 Y. Guillaneuf, D. Bertin, D. Gignes, D. L. Versace, J. Lalevee and J. P. Fouassier, *Macromolecules*, 2010, **43**, 2204–2212.
- 64 D. L. Versace, J. Lalevee, J. P. Fouassier, D. Gignes, Y. Guillaneuf and D. Bertin, *J. Polym. Sci., Part A: Polym. Chem.*, 2010, **48**, 2910–2915.
- 65 E. Yoshida, *Colloid Polym. Sci.*, 2010, **288**, 1639–1643.
- 66 Y. Guillaneuf, D. L. Versace, D. Bertin, J. Lalevee, D. Gignes and J.-P. Fouassier, *Macromol. Rapid Commun.*, 2010, **31**, 1909–1913.
- 67 L. Marx and P. Hemery, *Polymer*, 2009, **50**, 2752–2761.
- 68 M. Mazarin, M. Girod, S. Viel, T. N. T. Phan, S. R. A. Marque, S. Humbel and L. Charles, *Macromolecules*, 2009, **42**, 1849–1859.
- 69 P. Brémond and S. R. A. Marque, *Chem. Commun.*, 2011, **47**, 4291–4293.
- 70 S. Marque, H. Fischer, E. Baier and A. Studer, *J. Org. Chem.*, 2001, **66**(4), 1146–1156.
- 71 R. P. N. Veregin, P. G. Odell, L. M. Michalak and M. K. Georges, *Macromolecules*, 1996, **29**, 4161–4163.
- 72 P. G. Odell, R. P. N. Veregin, L. M. Michalak and M. K. Georges, *Macromolecules*, 1997, **30**, 2232–2237.
- 73 T. J. Conolly and J. C. Scaiano, *Tetrahedron Lett.*, 1997, **38**, 1133.
- 74 P. Brémond, A. Koïta, S. R. A. Marque, V. Pesce, V. Roubaud and D. Siri, *Org. Lett.*, 2012, **14**, 358–361.
- 75 M. V. Edeleva, I. A. Kirilyuk, I. F. Zhurko, D. A. Parkhomenko, Y. P. Tsentlovich and E. G. Bagryanskaya, *J. Org. Chem.*, 2011, **76**, 5558–5573.
- 76 E. Bagryanskaya, P. Brémond, M. Edeleva, S. R. A. Marque, D. Parkhomenko, V. Roubaud and D. Siri, *Macromol. Rapid Commun.*, 2012, **33**, 152–157.
- 77 G. Audran, P. Brémond, S. R. A. Marque and G. Obame, *J. Org. Chem.*, 2012, **77**, 9634–9640.
- 78 S. S. Kelkar and T. M. Reineke, *Bioconjugate Chem.*, 2011, **22**, 1879–1903.
- 79 G. Audran, P. Brémond, J.-M. Franconi, S. R. A. Marque, P. Massot, P. Mellet, E. Parzy and E. Thiaudière, *Org. Biomol. Chem.*, 2014, **12**, 719–723.
- 80 J. Wang and J. Yi, *Cancer Biol. Ther.*, 2008, **7**, 1875–1884.
- 81 D. Moncelet, P. Voisin, N. Koonjoo, V. Bouchaud, G. Audran, P. Massot, E. Parzy, G. Audran, J.-M. Franconi, E. Thiaudière, S. R. A. Marque, P. Brémond and P. Mellet, *Mol. Pharmaceutics*, submitted.
- 82 P. Massot, E. Parzy, L. Pourtau, P. Mellet, S. Marque, J.-M. Franconi and E. Thiaudière, *Contrast Media Mol. Imaging*, 2012, **7**, 45–50.
- 83 E. Parzy, V. Bouchaud, P. Massot, P. Voisin, N. Koonjoo, D. Moncelet, J.-M. Franconi, E. Thiaudière and P. Mellet, *PLoS One*, 2013, **8**, e57946.
- 84 H. Otsuka, K. Aotani, Y. Higaki and A. Takahara, *Chem. Commun.*, 2002, 2838–2839.
- 85 C. Yuan, M. Z. Rong, M. Q. Zhang, Z. P. Zhang and Y. C. Yuan, *Chem. Mater.*, 2011, **23**, 5076–5081.
- 86 Z. P. Zhang, M. Z. Rong, M. Q. Zhang and C. Yuan, *Polym. Chem.*, 2013, **4**, 4648–4654.
- 87 B. Schulte, M. Tsotsalas, M. Becker, A. Studer and L. De Cola, *Angew. Chem., Int. Ed.*, 2010, **49**, 6881–6884.
- 88 Registration, Evaluation, Authorisation, and Restriction of Chemical Substances (REACH), EC, 1907/2006, <http://eur.lex.europa.eu/LexUriServ/LexUriServ.do?uri=CELEX:32006R1907:en:NOT>, accessed Sept 19, 2013.

