



Cite this: *Chem. Soc. Rev.*, 2022, 51, 4977

Received 17th December 2021

DOI: 10.1039/d1cs01072g

[rsc.li/chem-soc-rev](http://rsc.li/chem-soc-rev)

## Repurposing of F-gases: challenges and opportunities in fluorine chemistry

Daniel J. Sheldon  and Mark R. Crimmin \*

Fluorinated gases (F-gases) are routinely employed as refrigerants, blowing agents, and electrical insulators. These volatile compounds are potent greenhouse gases and consequently their release to the environment creates a significant contribution to global warming. This review article seeks to summarise: (i) the current applications of F-gases, (ii) the environmental issues caused by F-gases, (iii) current methods of destruction of F-gases and (iv) recent work in the field towards the chemical repurposing of F-gases. There is a great opportunity to tackle the environmental and sustainability issues created by F-gases by developing reactions that repurpose these molecules.

### 1. Introduction

Fluorinated compounds have greatly improved the quality of our life over the last century. They have found wide ranging uses in the refrigeration, pharmaceutical and agrochemical industries, and as propellants, surfactants, polymers, and fire suppressants. Due to its lack of polarizability fluorine does not engage in many

intermolecular interactions, and so fluorinated compounds often have low surface energies and consequently low boiling points compared to their non-fluorinated analogues. This is true of F-gases. F-gases include chlorofluorocarbons (CFCs), hydrochlorofluorocarbons (HCFCs), hydrofluorocarbons (HFCs), perfluorocarbons (PFCs), and sulfur hexafluoride (SF<sub>6</sub>). They are a class of volatile molecules that are defined by the inclusion of at least one fluorine atom and their low boiling point, arguably hydrofluoroolefins (HFOs) can also be included in this compound class (Fig. 1).

Despite their widespread usage, there are almost no naturally occurring fluorocarbons. The majority of fluorinated

*Department of Chemistry, Molecular Sciences Research Hub, Imperial College London, 82 Wood Lane, Shepherds Bush, London, W12 0BZ, UK.  
E-mail: m.crimmin@imperial.ac.uk*



**Daniel J. Sheldon**

*Daniel Sheldon is a third year PhD student at Imperial College London. His research focuses on repurposing waste fluorinated gases using highly reactive main group compounds. He has reported new chemical reactions to upgrade F-gases including CF<sub>3</sub>H and SF<sub>6</sub>. He obtained his Master's degree from the University of Oxford in 2019.*



**Mark R. Crimmin**

*Mark Crimmin: Graduated from Imperial College London in 2004 and completed a MSc by research in organic synthesis at Bristol University under the supervision of Prof. Aggarwal. He received his PhD in main group chemistry and catalysis from Imperial College London in 2008 supervised by Prof. Mike Hill and Prof. Tony Barrett. In the same year, he was awarded a Royal Commission for the Exhibition of 1851 research fellowship which he took to UC Berkeley to study with Prof. Bob Bergman and Prof. Dean Toste. In 2011, he returned to London as a Royal Society University Research Fellow, initially at UCL and now back at Imperial. He was appointed as a lecturer in 2011, Senior Lecturer in 2016, Reader in Organometallic Chemistry in 2019, and full Professor in 2021. His group develop new methods for the recycling and chemical repurposing of F-gases.*



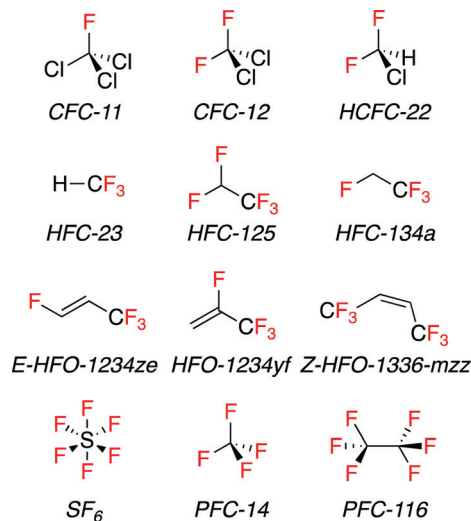


Fig. 1 Line drawings of common F-gases.

chemicals, including F-gases, are made from inorganic fluoride (*i.e.* CaF<sub>2</sub>). Reaction of CaF<sub>2</sub> with H<sub>2</sub>SO<sub>4</sub> produces HF; a widely used chemical intermediate.<sup>1</sup> HF can be converted into fluorocarbons predominantly through the Swarts process and the Balz–Schiemann process.<sup>2,3</sup> HF can also be used to make elemental fluorine, F<sub>2</sub>, which can then be used to synthesise perfluorocarbons in the Fowler process.<sup>4,5</sup> Other major uses of F<sub>2</sub> include the manufacture of UF<sub>6</sub> from UF<sub>4</sub> and in the production of SF<sub>6</sub>.<sup>6</sup> In 2007, it was estimated there is a 100 year supply of CaF<sub>2</sub> if the current rate of usage continues.<sup>5</sup> While it is likely that new sources – or alternatives such as cryolite (Na<sub>3</sub>AlF<sub>6</sub>) or fluorapatite (Ca<sub>5</sub>(PO<sub>4</sub>)<sub>3</sub>F) – will be found,<sup>6</sup> the rate of consumption is predicted only to increase as living standards increase.<sup>7</sup>

Fluorocarbons are often treated as ‘single-use’. One of the largest mechanisms of loss to the environment is through F-gas emissions. This has created a major environmental problem as

many F-gases are potent greenhouse gases. Fluorine containing molecules are also discarded as a mixture of solid waste from metal manufacturing and fertiliser.<sup>6</sup> Negligible amounts of fluorine used in industry is recycled or reclaimed, creating a major issue of sustainability. We foresee a huge demand for repurposing the fluorine in current waste streams, particularly from emitted F-gases. In this review article, we set out the environmental impact of F-gases and discuss recent work in the field for the chemical repurposing of these compounds. Recent reviews can be found on the history of fluorocarbon refrigerants and their syntheses,<sup>8–11</sup> and one containing a discussion of the developments towards reducing F-Gas emissions.<sup>12</sup> A further review details the advances made in using fluorinated gases in continuous flow processes.<sup>13</sup>

## 2. Applications of F-gases

### 2.1 CFCs and HCFCs

The first wide industrial application of F-gases (Table 1) was realised with CFCs in the early 1930s.<sup>14</sup> These gases were used as refrigerants due to their low toxicity, low flammability, high volatility and high chemical and thermal stability.<sup>1,15</sup> CFCs also later became the main components of aerosol propellants and blowing agents. Chlorotrifluoromethane (CFC-11) and dichlorodifluoromethane (CFC-12) were the primary refrigerants alongside hydrochlorofluorocarbons (HCFCs) until the 1980s, with these gases being produced on a scale of one million tonnes per annum at the peak of their production.

CFCs have very long atmospheric lifetimes and diffuse into the stratosphere where they are decomposed by UV radiation.<sup>6</sup> UV radiation homolytically cleaves the C–Cl bonds of CFCs, creating chlorine radicals. These react with ozone to create oxygen and chloroxide radicals, which then regenerate chlorine radicals and therefore propagate the cycle.<sup>1,16</sup> Ozone depletion causes a major environmental problem as the ozone layer

Table 1 Common CFCs, HCFCs, HFCs, HFOs and PFCs. GWP<sub>100</sub> values and atmospheric lifetimes are given as reported in the sixth assessment report adopted by the Intergovernmental Panel on Climate Change (2021).<sup>59</sup> It is noted that CFCs and HCFCs are also ozone-depleting substances

F-Gas	Main uses	Atmospheric lifetime (years)	GWP <sub>100</sub>
CFC-11, CFCl <sub>3</sub>	Refrigerant	52	5560
CFC-12, CF <sub>2</sub> Cl <sub>2</sub>	Refrigerant	102	11 200
HCFC-22, CF <sub>2</sub> ClH	Refrigerant	11.9	1960
HFC-23, CF <sub>3</sub> H	By-product	228	14 600
HFC-32, CF <sub>2</sub> H <sub>2</sub>	Refrigerant blend component	5.4	771
HFC-125, C <sub>2</sub> F <sub>5</sub> H	Refrigerant blend component, fire suppressant	30	3740
HFC-134a, CFH <sub>2</sub> CF <sub>3</sub>	Refrigerant, foam blowing agent, fire suppressant and propellant	14	1530
HFC-143a, CF <sub>3</sub> CH <sub>3</sub>	Refrigerant blend component	51	5810
HFC-152a, CF <sub>2</sub> HCH <sub>3</sub>	Refrigerant blend component, foam blowing agent and aerosol propellant	1.6	164
HFO-1234yf, H <sub>2</sub> C=CFCF <sub>3</sub>	Refrigerant	12 days	<1
HFO-1234ze, ( <i>E</i> )-HFC=CHCF <sub>3</sub>	Refrigerant	10 days	<1
HFO-1336-mzz, ( <i>Z</i> )-F <sub>3</sub> CCH=CHCF <sub>3</sub>	High temperature refrigerant	27 days	2
SF <sub>6</sub>	Insulation gas in electric power industry	3200	25 200
PFC-14, CF <sub>4</sub>	Semiconductor manufacture, aluminium production	50 000	7380
PFC-116, C <sub>2</sub> F <sub>6</sub>	Semiconductor manufacture	10 000	12 400
PFC-218, C <sub>3</sub> F <sub>8</sub>	Semiconductor manufacture	2600	9290



protects the earth's surface from harmful UV radiation.<sup>6</sup> The Montreal Protocol agreed a phase out of CFCs from developed countries by 1996 and from developing countries by 2010.<sup>17</sup> It is considered one of the most successful responses to a global environmental issue. HCFCs were seen as a temporary replacement for CFCs as they have a shorter atmospheric lifetime and contribute less to ozone depletion. Chlorodifluoromethane (HCFC-22) has an ozone depleting potential (ODP) about 20 times less than CFC-12, and so it became a popular replacement.<sup>17</sup> However, HCFCs are still ozone-depleting substances and are also being phased out. By 2030, all HCFC consumption should be halted in most developed countries, and by 2040 for developing countries.<sup>18,19</sup> However, production of HCFCs (such as HCFC-22) as a feedstock chemical (e.g. for fluoropolymer synthesis) is permitted to continue, and as such HCFC-22 is still being produced in large amounts as a chemical intermediate by fluoropolymer and polyfluoroalkyl substance (PFAS) manufacturing plants.<sup>20</sup> A recent report from the US environmental protection agency (EPA) suggests the release of this gas to the environment may still be a serious issue.<sup>21</sup>

## 2.2 HFCs

The Montreal Protocol accelerated the need to find direct replacements for CFCs and HCFCs. Hydrofluorocarbons (HFCs) were identified because they do not deplete ozone, while they have similar chemical and thermal properties to CFCs.<sup>16,22</sup> Nowadays, the majority of HFC consumption is for refrigeration purposes, with the most common being 1,1,1,2-tetrafluoroethane (HFC-134a).<sup>17,23</sup> While the use of HFCs was seen to 'fix' the issue of ozone depletion, they brought a new issue to light in that they are greenhouse gases, absorbing infrared radiation in the region 1000–1400 cm<sup>-1</sup>. Global warming potential (GWP) is a metric that considers the amount of energy 1 ton of an emitted gas will absorb over a given period relative to 1 ton of emitted CO<sub>2</sub> (often considered over 100 years, denoted GWP<sub>100</sub>). Most HFCs have a GWP<sub>100</sub> over 1000 and are therefore considered highly potent greenhouse gases. The Kyoto Protocol, signed in 1997, committed signatories to reduce greenhouse gas emissions with a focus on the reduction of F-gases including HFCs, PFCs and SF<sub>6</sub>.<sup>24,25</sup> However, it faced criticism over its narrow time period and the fact it focused mainly on developed countries.<sup>24</sup> In order to reduce greenhouse gas emissions, further stringent restrictions on the production and use of HFCs were set, although only many years later. In 2016, the Kigali Amendment to the Montreal Protocol was signed which committed signatories to 'phase-down' HFCs, i.e. reduce the production and consumption of HFCs.<sup>26–29</sup> Other legislation included the EU F-gas regulations, which further sought to limit fluorinated gas emissions by banning fluorochemical refrigerants with a GWP<sub>100</sub> exceeding 150 in automobile air conditioning systems, effecting a ban on HFC-134a in its largest and most emissive application.<sup>19,29</sup> It also banned the marketing of refrigeration and air conditioning equipment using these refrigerants, and required periodic inspection of stationary systems using HFCs.<sup>30,31</sup>

Alternative uses for HFCs are in applications such as blowing agents for producing foam plastics applied to insulation and packaging, aerosols in metered dose inhalers, fire suppressants and in the dry etching of dielectric films and fabrication of thin-film devices.<sup>22,32</sup>

## 2.3 HFOs

The next generation of refrigerants set to replace HFCs include hydrofluoroolefins (HFOs). HFOs are considered promising alternatives due to their low GWP and suitable chemical and physical properties.<sup>33</sup> For example, *E*-1,3,3,3-tetrafluoropropene (*E*-HFO-1234ze) and 2,3,3,3-tetrafluoropropene (HFO-1234yf) both have a GWP<sub>100</sub> of less than 1.<sup>19</sup> The inclusion of a C=C double bond within the F-gas leads to a more reactive compound, thus enabling a lower atmospheric lifetime and GWP<sub>100</sub>. The counterpoint is that this substitution also leads to lower stability and higher toxicity.<sup>33</sup> It is likely that these chemicals will decompose close to the source of emission, which can lead to local pollution, along with concerns that the decomposition products may themselves possess a high GWP<sub>100</sub>. There are also some thermophysical related issues, such as the low evaporating pressure and small vaporisation enthalpy of *E*-HFO-1234ze resulting in a lower coefficient of performance and a lower volumetric refrigeration capacity than HFC-134a.<sup>34</sup> In order for industry to create a refrigerant that possesses the ideal thermophysical properties and a low GWP<sub>100</sub>, refrigerant blends comprising various HFOs and HFCs have been marketed. These are often designed to offer a compromise between flammability and GWP.<sup>35</sup> For example R-449a (Opteon XP40 by Chemours) has a 1:1:1:1 composition by % wt of HFC-32:HFC-125:HFO-1234yf:HFC134a.<sup>34,36,37</sup> Refrigerant blends can be designed to have particular properties, perhaps superior to other pure refrigerants, but each element of added complexity increases cost, the refrigerant charge, the potential for leaks, while also decreasing reliability.<sup>14,19</sup>

## 2.4 Perfluorinated F-gases

SF<sub>6</sub> is widely used as an electrical insulating gas in circuit breakers, transmission lines, transformers, and substations. 80% of SF<sub>6</sub> produced between 1996–2003 was consumed by electric utilities and equipment manufacturers for electric power systems.<sup>38,39</sup> Some of its other uses include semiconductor processing, a blanket gas for magnesium refining, thermal and sound insulation.<sup>40</sup> It is a synthetic gas whose unique chemical and physical inertness (non-flammable, non-toxic, non-explosive) and excellent thermal conductivity mean it is ubiquitous in electrical insulation and largely irreplaceable. It is one of the most potent greenhouse gases and as such its emission creates a significant contribution to climate change, as will be discussed in further detail below. It was included in the Kyoto Protocol and EU F-gas regulations for limiting the emissions of fluorinated greenhouse gases.<sup>25,30</sup> There are no restrictions on using SF<sub>6</sub> in switchgear under these regulations, but there are requirements to recover SF<sub>6</sub> where possible.<sup>30,38</sup> The EPA established an agreement in 1995 with electric power systems to reduce emissions and in 2016 it was reported that



the industrial partners who signed up had reduced their emissions by 76%.<sup>38,39</sup> Furthermore, very recently there has been research to provide alternative gases to SF<sub>6</sub> such as perfluoroketones, perfluoronitriles and CF<sub>3</sub>I.<sup>41–44</sup> Newer wind-turbine technology has resulted in some SF<sub>6</sub>-free equipment or even vacuum insulated switchgear.<sup>38</sup>

Perfluorocarbons find wide-ranging applications as specialist solvents, blood substitutes, textile finishers and fire suppressants.<sup>45,46</sup> They are also used widely in the electronic industry, with applications ranging from semiconductor manufacturing, integrated circuit components and in the assembly of power electronics.<sup>25</sup> They have low surface energies, high dielectric strength and are compressible. They are also potent greenhouse gases, with the fully saturated C<sub>1</sub> to C<sub>6</sub> perfluorocarbons included in the Kyoto protocol of 1997.<sup>47</sup> Efforts to limit emissions are being carried out by several developed countries.<sup>6</sup> In 1999, the World Semiconductor Council committed to the reduction of PFC emissions by 10% or greater by 2010 from the baseline levels of 1995.<sup>48</sup> This included exploring alternative chemicals such as NF<sub>3</sub>, improving capture/recycle systems and the optimisation of existing processes and destruction methods.<sup>49</sup>

### 3. Production and environmental impact of F-gases

In general, atmospheric concentrations of F-gases are low (relative to CO<sub>2</sub>), parts per trillion, but their impact is significant. Since 1978, the Advanced Global Atmospheric Gases Experiment (AGAGE) have measured the atmospheric concentrations of synthetic greenhouse gases from remote stations.<sup>50,51</sup> These remote stations observe air masses using gas chromatography-electron capture detection and gas chromatography-mass spectrometry techniques.<sup>50,52,53</sup> Many of the data discussed below are reported from these measurements.<sup>18,38,47</sup> Top-down global emission estimates are derived from atmospheric concentration measurements from AGAGE, using the two-dimensional AGAGE 12-box model.<sup>18,54,55</sup> From 1990 onwards, developed countries have been required to report emissions of HFCs, PFCs and SF<sub>6</sub> as part of the United Nations Framework Convention on Climate Change (UNFCCC). However, by these reports half of the world's HFC emissions were unaccounted for when compared to global emission estimates derived from AGAGE atmospheric measurements.<sup>18,29,56</sup> The implication is that much of the world's F-gas emissions are unreported by UNFCCC. This is likely due, in part, to emissions from developing countries.<sup>57,58</sup>

#### 3.1 HCFCs and HFCs

Trifluoromethane, CF<sub>3</sub>H (HFC-23), is produced on a vast scale (*ca.* 20 Gg year<sup>-1</sup>) largely as a by-product in the synthesis of CF<sub>2</sub>ClH (HCFC-22) by the over-fluorination of chloroform (CCl<sub>3</sub>H).<sup>60</sup> HFC-23 is a potent greenhouse gas, with a GWP<sub>100</sub> of 14 600 and an atmospheric lifetime of 228 years.<sup>59</sup> It has very little application itself and is either stored, destroyed or released to the environment. Its atmospheric release therefore

presents a significant issue for climate change. Although commercial applications of HCFC-22 are being phased out under the Montreal Protocol, HCFC-22 is still permitted for 'non-dispersive uses', such as a chemical intermediate in the manufacture of fluoropolymers.<sup>20</sup> Total HCFC-22 production has increased dramatically, from 65 Gg year<sup>-1</sup> in 1990 to 947 Gg year<sup>-1</sup> in 2017.<sup>61</sup> In more recent years, this production has been dominated by developing countries, but there are still small increases in total production from developed countries despite a complete phase-out of production and consumption scheduled for 2030.<sup>61</sup> As a consequence of increased production of HCFC-22, the atmospheric concentration of HFC-23 has been steadily increasing since at least 1978.<sup>62,63</sup> Using data collected from AGAGE measurements, global emissions of HFC-23 were estimated as ~15.9 Gg year<sup>-1</sup> in 2018, the highest than at any point in history,<sup>61</sup> an increase from the estimates of ~12.3 Gg year<sup>-1</sup> in 2016, ~12.5 Gg year<sup>-1</sup> in 2012, ~8.9 Gg year<sup>-1</sup> in 1995 and ~4.3 Gg year<sup>-1</sup> in 1978.<sup>18,64</sup> It is noted that there was brief mitigation of global HFC-23 emissions during 2006–2009, due to initial success of abatement technologies through the UNFCCC Clean Development Mechanism (CDM), with emissions reaching a global minimum of ~9.6 Gg year<sup>-1</sup> in 2009.<sup>18,20</sup> It is suggested that abatement measures have since been inadequate to offset the increasing production of HCFC-22 for non-dispersive uses, hence the return to an upwards trend in global emissions of HFC-23.<sup>20</sup> Estimates of global emissions of HCFC-22 have remained relatively constant at ~370 Gg year<sup>-1</sup> during the period 2012–2016.<sup>56</sup> Before this period of stability they increased drastically to ~368.8 Gg year<sup>-1</sup> in 2012, from ~232.2 Gg year<sup>-1</sup> in 1995 and ~101.8 Gg year<sup>-1</sup> in 1978.<sup>18</sup>

Production and emissions of 1,1,1,2-tetrafluoroethane (HFC-134a) begun in the 1990s as CFCs were being phased-out. HFC-134a was seen as a direct replacement for CFC-12 in motor vehicle air conditioning systems.<sup>17</sup> HFC-134a is manufactured predominantly by fluorination of trichloroethane using hydrogen fluoride in the gas phase, with a heterogeneous catalyst. The trichloroethane is itself synthesised from ethylene.<sup>23</sup> HFC-134a has a GWP<sub>100</sub> of 1530 and an atmospheric lifetime of 14 years.<sup>59</sup> It is the most abundant HFC in the global atmosphere.<sup>65</sup> Estimates suggest that more than 56% of cumulative HFC-134a produced since 1990 has been released to the environment.<sup>19</sup> Global emission estimates derived from HFC-134a atmospheric concentration data collected from AGAGE measurements suggest a dramatic increase to ~223 Gg year<sup>-1</sup> in 2016, from ~176.5 Gg year<sup>-1</sup> in 2012, ~109.6 Gg year<sup>-1</sup> in 2003 and ~10.2 Gg year<sup>-1</sup> in 1994.<sup>18,64</sup>

1,1,1-Trifluoroethane (HFC-143a) is used in a variety of refrigerant blends, mainly R-404A.<sup>29,34,36,66,67</sup> It was avoided as a pure refrigerant due to its high GWP<sub>100</sub> of 5810 and because it is also considered mildly flammable.<sup>22,34,59,68</sup> Recent research has looked at the critical properties of a binary mixture of HFC-143a and *E*-HFO-1234ze as an alternative refrigerant and supercritical solvent, due to the low critical temperature and high chemical stability of HFC-143a.<sup>34</sup> The global emission estimates of HFC-143a have shown an increase from ~1 Gg year<sup>-1</sup> in the early 1990s to ~23 Gg year<sup>-1</sup> in 2012 and to ~28 Gg year<sup>-1</sup> in 2016.<sup>18,64</sup>



1,1-Difluoroethane (HFC-152a) has a relatively low GWP<sub>100</sub> of 164 and was initially considered as a replacement refrigerant for CFC-12.<sup>59,69–74</sup> However, unlike HFC-134a it is flammable, and as a result it is limited to usage as a component of refrigerant blends and as a foam blowing agent or propellant in aerosol sprays and gas dusters.<sup>75</sup> The global emission estimates of HFC-152a have shown an increase from ~2 Gg year<sup>-1</sup> around 1990, to ~53 Gg year<sup>-1</sup> around 2012 and remained at ~53 Gg year<sup>-1</sup> in 2016.<sup>18,64</sup>

Difluoromethane (HFC-32) has a relatively low GWP<sub>100</sub> of 771 and good thermodynamic properties as a refrigerant. Its usage as a pure refrigerant was limited due to the fact that it is marginally flammable.<sup>19,59,76</sup> Similarly, pentafluoroethane (HFC-125) was considered another viable candidate for refrigeration, but it has a relatively high GWP<sub>100</sub> of 3740.<sup>59,68,77,78</sup> These gases are often used in refrigerant blends, such as HFC-410A (1 : 1, HFC-32 : HFC-125).<sup>19</sup> This blend is a primary replacement for HCFC-22 and thus HFC-410A is now widely used in residential and commercial air conditioning. The blend has practically zero ozone-depleting potential (ODP), in this sense superior to HCFC-22, however the GWP<sub>100</sub> of HFC-410A is a 16% increase from HCFC-22. This provides an example of an environmental trade-off between ozone depletion and greenhouse gas emissions. HFC-125 is also used as fire suppression agents, owing to its electrical non-conductivity, ready vapourisation, low toxicity and non-flammability.<sup>22</sup> The global emission estimates of HFC-125 have grown from ~1 Gg year<sup>-1</sup> in the early 1990s to ~40 Gg year<sup>-1</sup> in 2012 and to ~62 Gg year<sup>-1</sup> in 2016, while HFC-32 global emissions have increased from ~1 Gg year<sup>-1</sup> in the early 2000s to ~20 Gg year<sup>-1</sup> in 2012 and to ~35 Gg year<sup>-1</sup> in 2016.<sup>18,64</sup>

### 3.2 Perfluorinated F-gases

SF<sub>6</sub> is considered one of the most potent greenhouse gases, with a GWP<sub>100</sub> of 25 200 and an atmospheric lifetime of 3200 years.<sup>38,59,79–81</sup> SF<sub>6</sub> is largely immune to chemical and photolytic degradation, evidenced from vertical profiles of SF<sub>6</sub> indicating very little loss of SF<sub>6</sub> due to photochemistry in the troposphere and lower atmosphere,<sup>38,82</sup> meaning that its contribution to global warming is cumulative and effectively permanent.<sup>40,83</sup>

The world production of SF<sub>6</sub> has steadily increased since the 1970s. The large amount of SF<sub>6</sub> in electrical equipment provides a substantial source of emissions through maintenance, replacement, and leakage. It is estimated that about 12% of SF<sub>6</sub> consumed in the manufacture and commissioning of electrical equipment is directly emitted.<sup>38</sup> In the UK it is estimated that SF<sub>6</sub> losses from the electrical power industry is an average of 1% per year from 2010–2016.<sup>38,84</sup> The global atmospheric emission rate of SF<sub>6</sub> was estimated as ~9.0 Gg year<sup>-1</sup> in 2018, an increase from ~7.3 Gg year<sup>-1</sup> in 2008, and from 2.5 Gg year<sup>-1</sup> in 1978, using atmospheric concentration data collected at the AGAGE monitoring sites.<sup>38</sup> The overall increase is consistent with the increase in globally installed electrical capacity.<sup>38</sup> More recent increases are attributed to the rapid expansion of the electric power industry particularly in Asia.<sup>38</sup>

For example, electrical capacity installed in China relative to the rest of the world increased from ~3% in 1980 to ~43% in 2018.<sup>38,85</sup> The adoption of renewable energy technologies has been particularly important.<sup>85</sup> It has been assumed that renewables have a wider distribution of power (compared to localised gas or oil power stations), which consequently requires more connections in the electricity grid and therefore more gas-insulated switches, circuit breakers and transformers.<sup>38</sup> As a result, despite an observed decrease in SF<sub>6</sub> emissions from developed countries in recent years thanks to efforts made to replace SF<sub>6</sub> as a blanketing gas along with technological improvements to reduce emissions from electrical equipment, this has been largely overwhelmed by major increases in emissions elsewhere in the world.<sup>38</sup>

Perfluorocarbons such as CF<sub>4</sub> (PFC-14), C<sub>2</sub>F<sub>6</sub> (PFC-116) and C<sub>3</sub>F<sub>8</sub> (PFC-218) are amongst the most highly potent greenhouse gases regulated under the Kyoto Protocol.<sup>47</sup> CF<sub>4</sub> has a GWP<sub>100</sub> of 7380 and an atmospheric lifetime of 50 000 years, C<sub>2</sub>F<sub>6</sub> has a GWP<sub>100</sub> of 12 400 and an atmospheric lifetime of 10 000 years, and C<sub>3</sub>F<sub>8</sub> has a GWP<sub>100</sub> of 9290 and an atmospheric lifetime of 2600 years.<sup>59</sup> These gases are vital to the semiconductor industry for numerous low-pressure operations such as chemical etching. The gaseous waste streams from these processes are often emitted to the atmosphere due to the difficulty of thermal incineration processes. Significant CF<sub>4</sub> releases also occur during the electrolytic production of aluminium.<sup>47</sup> CF<sub>4</sub> and C<sub>2</sub>F<sub>6</sub> were found to be ubiquitous in the troposphere from the 1970s, with the less abundant C<sub>3</sub>F<sub>8</sub> being found in the atmosphere more recently.<sup>47</sup> It is noted that there is evidence for a natural source of CF<sub>4</sub> in the atmosphere, likely from a lithospheric source, although there is some uncertainty in its contribution to emissions.<sup>47</sup> Reports using atmospheric concentration data collected by AGAGE estimated the global CF<sub>4</sub> emissions to be ~13.9 Gg year<sup>-1</sup> in 2019, ~12.6 Gg year<sup>-1</sup> in 2016 and ~10.5 Gg year<sup>-1</sup> during the period 2005 to 2008.<sup>47,55,56</sup> This is slightly down from earlier emission rates, for example ~17.7 Gg year<sup>-1</sup> from 1980–1984.<sup>47</sup> The reduction is attributed to increasing efficiency and reduction measures taken up by the aluminium industry. The estimated global emissions of C<sub>2</sub>F<sub>6</sub> showed an increase from ~2.0 Gg year<sup>-1</sup> for 1980–1984 to ~2.9 Gg year<sup>-1</sup> during 2000–2004, before decreasing slightly to ~2.3 Gg year<sup>-1</sup> in 2005–2008. Global emissions of C<sub>2</sub>F<sub>6</sub> were then estimated as ~2.0 Gg year<sup>-1</sup> in 2016 and ~2.2 Gg year<sup>-1</sup> in 2019.<sup>47,55,56</sup> This trend follows the introduction of C<sub>2</sub>F<sub>6</sub> as a fluorine source in the semiconductor industry in the early 1990s, before its gradual replacement with more efficient fluorine sources such as NF<sub>3</sub> in more recent years.<sup>47</sup> C<sub>3</sub>F<sub>8</sub> global emissions increased sharply to ~1.1 Gg year<sup>-1</sup> in 2000–2004 from ~0.2 Gg year<sup>-1</sup> in 1980–1984, before declining to ~0.8 Gg year<sup>-1</sup> for 2005–2008 and ~0.5 Gg year<sup>-1</sup> for 2016–2019.<sup>47,55,56</sup> This trend represents the increased applications for C<sub>3</sub>F<sub>8</sub> in more recent years, such as an inert reaction medium, a dielectric and as a propellant, before attempts to gradually replace it.<sup>47</sup> While the overall emissions of these gases are lower compared to CFCs, HCFCs and HFCs discussed above, their incredibly long atmospheric lifetimes can lead to permanent



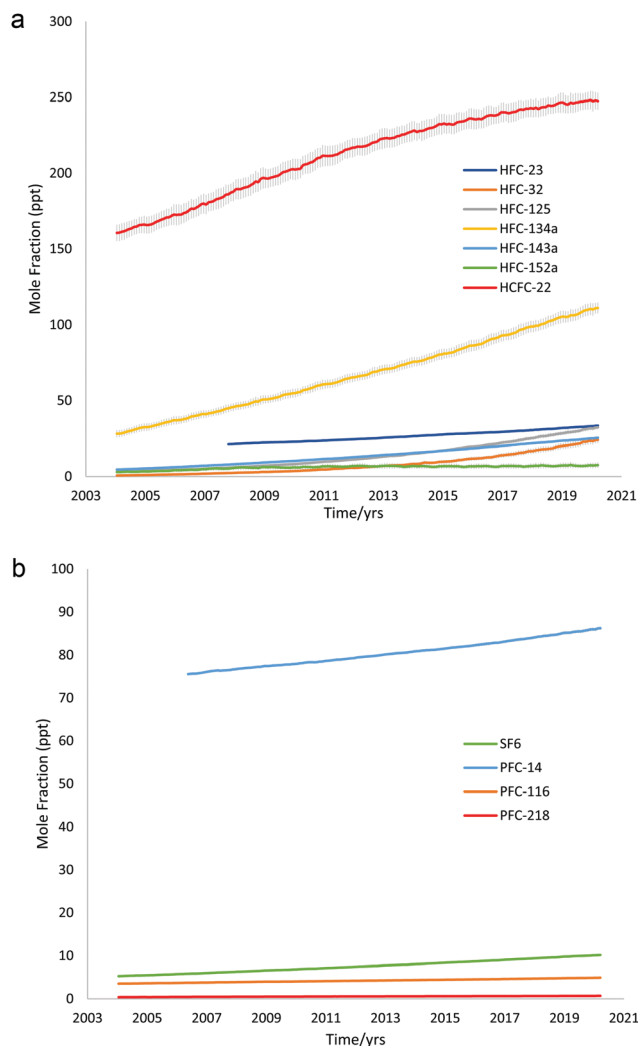


Fig. 2 (a) Global mean atmospheric concentrations of HFCs and HCFC-22 vs. time, data from AGAGE GC-MS Medusa measurements. (b) Global mean atmospheric concentrations of PFCs and SF<sub>6</sub> vs. time, data from AGAGE GC-MS Medusa measurements.

alteration of the radiative budget of the atmosphere and so even small atmospheric concentrations are to be taken seriously.<sup>47</sup>

Fig. 2a and b display the global mean atmospheric concentrations of the above synthetic greenhouse gases, showing their variation against time. Data was obtained from AGAGE GC-MS “Medusa” measurements, including the most recent data published (2020) at the time of writing.<sup>51</sup>

## 4. Destruction of F-gases

One of the ways to prevent the release of environmentally persistent F-gases into the atmosphere is through collection and immediate destruction of the emitted gases. Destruction methods for F-gases require extreme conditions due to their chemical and physical inertness. They are as a result often highly energy intensive, with methods including thermal oxidation, catalytic hydrolysis and plasma destruction.<sup>62</sup>

### 4.1 Thermal oxidation

One of the most common destruction methods is thermal oxidation. The thermal oxidation of HFC-23 (which often contains traces of HCFC-22) generally requires temperatures higher than 1200 °C and leads to the formation of CO<sub>2</sub>, HF and HCl. The HF can be recovered and sent to storage for future use, often as an alkali fluoride salt, and as such this destruction technique can allow for some fluorine material recovery. A major issue of this technique is the high operational costs associated with sustaining these extremely high temperatures and finding suitable materials compatible with both the temperature and the strongly corrosive HF. Moreover, there is the potential to form other hazardous materials during the cooling procedure of reaction flows that may pose a great environmental threat, such as dioxin.<sup>62</sup> Under the UNFCCC Clean Development Mechanism (CDM) (2003–2014), developing countries were able to register waste treatment facilities for thermal oxidation of synthetic greenhouse gases (not including CO<sub>2</sub>).<sup>61</sup> There were 19 HCFC-22 production plants in five developing countries approved for the destruction of waste HFC-23.<sup>20,62</sup> As noted in Chapter 3, global emissions of HFC-23 declined between 2006–2009, and this is largely attributed to CDM projects. Since the CDM period ended, HFC-23 emissions have grown once more.<sup>20,61</sup>

A few studies available in the open literature have focused specifically on HFC-134a destruction.<sup>86–91</sup> One study carried out experiments using a tubular-type furnace to explore the important features of HFC-134a thermal decomposition. They concluded that with a temperature above 800 °C, sufficient O<sub>2</sub> and an auxiliary fuel (H<sub>2</sub>O or CH<sub>4</sub>), HFC-134a reacts to produce HF, H<sub>2</sub>O and CO<sub>2</sub>.<sup>86</sup> Without an auxiliary fuel capable of providing a hydrogen atom, HFC-134a reacts with O<sub>2</sub> to produce F<sub>2</sub> instead of HF. F<sub>2</sub> is highly toxic and far more difficult to remove than HF.<sup>86</sup> With insufficient H<sub>2</sub>O and O<sub>2</sub>, carbon products such as CO can be formed.<sup>87</sup> A fine control over other factors such as steam flow rate are crucial for keeping the NO<sub>x</sub> concentration down. It appears paramount that the conditions are optimum for a destruction methodology to be both environmentally and economically viable. There are also a few examples of patents filed for the thermal oxidation of other F-gases, such as SF<sub>6</sub> and other PFCs.<sup>92,93</sup> For SF<sub>6</sub>, temperatures in excess of 1100 °C are required for its combustion, and even at these temperatures combustion is often incomplete with NO<sub>x</sub> released, along with the same problems of cost and sourcing of materials.<sup>81</sup>

### 4.2 Catalytic hydrolysis

Catalytic hydrolysis has been thoroughly researched as an alternative, low-cost method for F-gas destruction. For this approach to be viable, catalytic materials must be both highly reactive and be able to function for long periods of time in a highly corrosive acid gas environment.<sup>94</sup> Multiple reports, along with a number of patents,<sup>95–97</sup> have demonstrated successful catalyst systems for the disposal of HFC-23 alongside other HCFCs, CFCs and PFCs, but only at very low concentrations. For example, a Pt/ZrO<sub>2</sub>-SO<sub>4</sub> catalyst was shown to destroy HFC-23



by catalytic hydrolysis to form CO<sub>2</sub> and HF, at 500–550 °C.<sup>94</sup> In a similar manner, a nickel pyrophosphate catalyst was shown to decompose HFC-23 at 500 °C to CO<sub>2</sub> and HF.<sup>98</sup> Another report detailed a AlPO<sub>4</sub>–Al<sub>2</sub>O<sub>3</sub> system that was shown to hydrolytically decompose CF<sub>4</sub> into CO<sub>2</sub> and HF, where the phosphate helped stabilise the catalyst from deactivation.<sup>99</sup> Zhang and co-workers reported a platinum promoted TiO<sub>2</sub>–ZrO<sub>2</sub> catalyst that served to convert HCFC-22 to CO<sub>2</sub> with 95% selectivity at 340 °C.<sup>100</sup> A major downside to these methods is that at high concentrations (>5000 ppm), the efficiency and stability of the catalysts are highly vulnerable.<sup>62</sup> Also, the inclusion of an expensive transition metal is often required for the catalyst to convert CO to CO<sub>2</sub> during hydrolysis and also allows for a lower operating temperature.<sup>62,99</sup> The production of HF and HCl pose a huge challenge to any catalyst, as these compounds will react with almost all materials leading to catalyst deactivation. Catalytic technologies for SF<sub>6</sub> destruction suffer in a similar way as the toxic products of decomposition poison the catalyst.<sup>101</sup>

#### 4.3 Plasma destruction

Plasma technology has been commercially applied for the destruction of F-gases in a plasma arc at temperatures typically between 10 000 and 30 000 °C.<sup>62,102–106</sup> The PLASCON process technology, developed by the Australian Commonwealth Scientific and Research Organisation and SRL Plasma Ltd, was adapted for CFC and halon destruction in 1992, and for HFC-23 in 2007. The fluorinated products of HFC-23 destruction are HF and F<sub>2</sub>. These molecules create significant issues at the high temperatures required. In the late 1990s, a few reports detailed the abatement of HFC-23 and PFCs using surface wave plasma with very high efficiency, but poisonous COF<sub>2</sub> was detected in the effluent gas alongside other products including CO, CO<sub>2</sub> and HF.<sup>62,107,108</sup> Methods to avoid the formation of other dangerous fluorochemicals have been explored, such as by using steam instead of oxygen as the oxidising gas.<sup>104</sup> Nonthermal plasma technologies have been thoroughly investigated as a way of controlling PFCs, although these also often led to the formation of toxic byproducts.<sup>107–112</sup> Combining plasma with a catalyst was explored in the abatement of C<sub>2</sub>F<sub>6</sub>, where it was found to produce mainly CO<sub>2</sub> and trace CO, as the catalyst surfaces were able to adsorb and dissociate radicals that usually lead to the formation of toxic products such as F<sub>2</sub>, COF<sub>2</sub> and CF<sub>4</sub>.<sup>113</sup> In general, the potential for hazardous fluorinated by-products along with the operational costs associated with the exceptionally high temperatures required restrict the wide application of thermal plasma technology for F-gas destruction.<sup>62</sup>

#### 4.4 Electric discharge

SF<sub>6</sub> can undergo decomposition in an electrical discharge (arc, spark or corona).<sup>48,113–122</sup> However, the products from this type of decomposition can be highly toxic, while some are potent greenhouse gases themselves. Decomposition products can include S<sub>2</sub>O<sub>10</sub>, CF<sub>4</sub>, COF<sub>2</sub>, F<sub>2</sub>, HF, H<sub>2</sub>S, NF<sub>3</sub>, F<sub>2</sub>O, SiF<sub>4</sub>, SO<sub>2</sub>, S<sub>2</sub>F<sub>10</sub>, SF<sub>4</sub>, SO<sub>2</sub>F<sub>2</sub>, SOF<sub>2</sub>, SOF<sub>4</sub>, S<sub>2</sub>O<sub>2</sub>F<sub>10</sub>.<sup>48,114,118,123–125</sup>

## 5. Chemical upgrading of F-gases

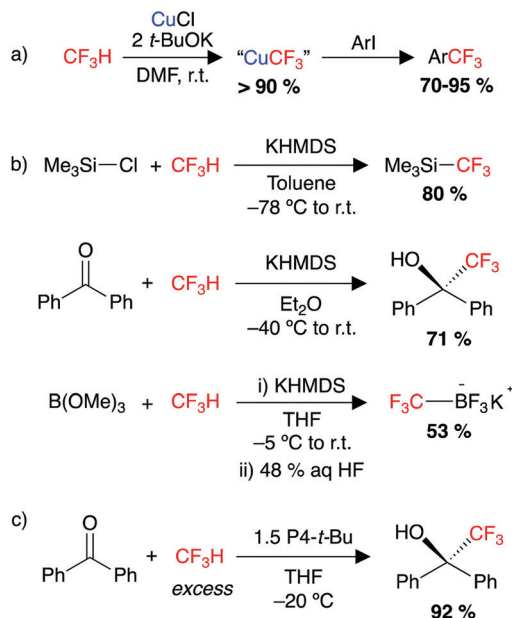
Much progress has been made in the field of chemical upgrading fluorocarbons into reactive building blocks, but F-gases are some of the most challenging and least reactive molecules to be studied.<sup>126–129</sup> This is largely due to the strength of the sp<sup>3</sup> C–F bond; the C–F bond dissociation energy of CH<sub>3</sub>F is 115 ± 4 kcal mol<sup>-1</sup>.<sup>130</sup> In addition, alkyl fluorides are poor substrates for nucleophilic substitution or oxidative addition to metals due to a lack of charge stabilisation in the transition state for bond-breaking.<sup>130–132</sup> Despite this, recent work has shown a range of methods for C–F activation in fluoroalkanes.<sup>133–136</sup> We describe below the recent efforts in targeting new reactions to upgrade F-gases.

### 5.1 HFC-23

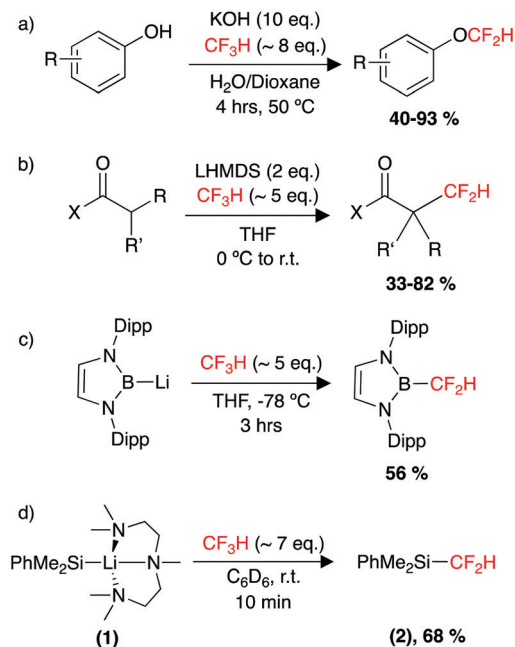
Fluorination in the pharmaceutical and agrochemical industries is increasingly important, with both –CF<sub>3</sub> and –CF<sub>2</sub>H moieties common in drug design. Therein lies an opportunity for a small component of waste CF<sub>3</sub>H (HFC-23) to serve as a feedstock for the synthesis of trifluoromethyl and difluoromethyl building blocks. CF<sub>3</sub>H has a low boiling point (–83 °C) and a relatively acidic C–H bond (pK<sub>A</sub> ~ 25 in H<sub>2</sub>O).<sup>60,137</sup> The CF<sub>3</sub><sup>–</sup> anion generated from a deprotonation reaction has been shown to decompose under certain reaction conditions to form difluorocarbene, CF<sub>2</sub>, and a fluoride anion, F<sup>–</sup>.<sup>60,138–142</sup>

**Trifluoromethylation.** Much of the work with CF<sub>3</sub>H has focussed on deprotonation and subsequent transfer of the CF<sub>3</sub><sup>–</sup> anion to an electrophile. Early work relied on using a strong base along with DMF to stabilise the CF<sub>3</sub><sup>–</sup> anion,<sup>143–146</sup> or by using electrochemically generated bases.<sup>147,148</sup> Grushin and co-workers developed a method to cuprate CF<sub>3</sub>H to form “CuCF<sub>3</sub>” derivatives, which were shown to be capable of trifluoromethylating organic electrophiles such as haloarenes and haloheteroarenes, aryl boronic acids and α-haloketones (Scheme 1a).<sup>149–151</sup> A major breakthrough came in 2012 when Prakash and co-workers reported a method for nucleophilic trifluoromethylation of a range of silicon-, boron-, sulfur- and carbon-based electrophiles using CF<sub>3</sub>H as a feedstock (Scheme 1b).<sup>60</sup> One product described by this approach is Me<sub>3</sub>SiCF<sub>3</sub>, the Ruppert–Prakash reagent widely used as for installation of CF<sub>3</sub> groups.<sup>152–160</sup> In 2013, Shibata and co-workers utilised the steric bulk of a P4-*t*-Bu superbases to form a stable CF<sub>3</sub><sup>–</sup> anion from HCF<sub>3</sub>, which can trifluoromethylate carbonyl compounds (Scheme 1c).<sup>161</sup> They were later able to demonstrate this reaction using a catalytic amount of the superbases,<sup>162</sup> along with an extension of the substrate scope.<sup>162–164</sup> They also reported the use of potassium bases in the presence of a polyether solvent such as triglyme for the trifluoromethylation of a range of carbonyl compounds using HCF<sub>3</sub>.<sup>165,166</sup> For enantioenriched substrates a stereodivergent trifluoromethylation was reported, depending on the base used.<sup>163,164</sup> A more recent strategy utilised borazine as a Lewis acid to form highly reactive CF<sub>3</sub><sup>–</sup> adducts from a reaction of CF<sub>3</sub>H with an alkali metal hydride. The CF<sub>3</sub><sup>–</sup> adducts were then shown to transfer CF<sub>3</sub><sup>–</sup> to a wide range of electrophiles with





**Scheme 1** (a) Cupration of  $\text{CF}_3\text{H}$  and trifluoromethylation of aryl iodides, (b) nucleophilic trifluoromethylation of a range of electrophiles using  $\text{CF}_3\text{H}$  as a feedstock. HMDS = hexamethyldisilazane, (c) trifluoromethylation of carbonyl substrates (benzophenone shown) using  $\text{HCF}_3$  and P4-*t*-Bu superbase. P4-*t*-Bu =  $((\text{NMe}_2)_3\text{P}=\text{N})_3\text{P}=\text{N}(t\text{-Bu})$ .



**Scheme 2** Utility of  $\text{HCF}_3$  as a feedstock, (a) in the synthesis of aryldifluoromethylethers, (b) in the  $\alpha$ -difluoromethylation of carbonyls, (c) defluoroborylation to form an organoboron building block and (d) defluorosilylation to form an organosilicon building block.

quantitative regeneration of free borazine.<sup>167,168</sup> There is limited transition metal chemistry with  $\text{CF}_3\text{H}$ . In 2011, a report detailed the oxidative addition of the C–H bond of  $\text{CF}_3\text{H}$  by an Ir(I) complex, the product of this reaction was only observed by NMR spectroscopy at  $-10$  °C.<sup>169</sup>

**Difluoromethylation.** Despite receiving less attention than trifluoromethylation,  $\text{CF}_3\text{H}$  has also been targeted as a  $\{\text{CF}_2\text{H}\}^+$  synthon, *via* functionalisation of the C–F bond. In 2013, Dolbier Jr. and co-workers reported a method to difluoromethylate a range of phenols and aromatic thiols using  $\text{CF}_3\text{H}$  (Scheme 2a).<sup>170</sup> The reaction required a large excess of  $\text{CF}_3\text{H}$  and use of a strong base (KOH), which limited functional group tolerance. Nevertheless, this represented a promising new method for the synthesis of simple aryldifluoromethyl ethers, which had often relied on the ozone depleting  $\text{CF}_2\text{ClH}$ . In 2012, the Mikami group demonstrated a method for the  $\alpha$ -difluoromethylation of carbonyl substrates using LiHMDS and an excess of  $\text{CF}_3\text{H}$ .<sup>171</sup> The scope included a range of cyclic and acyclic esters and amides (Scheme 2b). Interestingly, lithium was the only alkali metal capable of achieving the C–F activation. This has been attributed to stronger  $\text{Li}\cdots\text{F}$  interactions compared to those of  $\text{Na}\cdots\text{F}$  and  $\text{K}\cdots\text{F}$  ( $\Delta H_{\text{lattice}} = 251, 222$  and  $198$  kcal mol<sup>-1</sup>, respectively).<sup>172,173</sup> Trapping experiments showed no evidence for a carbene mechanism, while a follow up computational study proposed a  $\text{S}_{\text{N}}2$ -type pathway for C–F cleavage after initial deprotonation of  $\text{CF}_3\text{H}$ .<sup>174</sup> The group later extended their methodology for the difluoromethylation of acidic sites of terminal alkynes and nitrile compounds,<sup>175,176</sup> while at a similar time the Shibata group reported a system for difluoromethylating terminal alkynes using  $\text{HCF}_3$ .<sup>177</sup>

More recently in 2017, the groups of Ito and Mikami reported the defluoroborylation of  $\text{CF}_3\text{H}$  using a highly nucleophilic boryl lithium reagent, to form a  $-\text{CF}_2\text{H}$  containing organoboron building block (Scheme 2c).<sup>178</sup> While a mechanistic study was not carried out for this system, the related computational study by Mikami on the  $\alpha$ -difluoromethylation of lithium enolates was utilised to propose a pathway for the defluoroborylation.<sup>174</sup> The authors suggest initial deprotonation of  $\text{CF}_3\text{H}$  occurs to form the unstable intermediate  $[\text{CF}_3\text{Li}]$ , before C–F cleavage then proceeds *via* an  $\text{S}_{\text{N}}2$ -type attack by the nucleophilic boryl lithium at  $[\text{CF}_3\text{Li}]$ , in a bimetallic transition state. While an important discovery, application of the defluoroborylation methodology was limited by issues regarding scalability. The boryl lithium reagent is extremely difficult to synthesise and is highly susceptible to degradation. The difluoromethyl organoboron building block was reported as bench stable but its utility is unknown.<sup>178</sup>

In 2020, our group reported the rapid, room-temperature defluorosilylation of  $\text{CF}_3\text{H}$  with the silyl lithium reagent **1** (Scheme 2d).<sup>179</sup> The reaction forms a valuable difluoromethyl organosilicon building block, **2**, which is closely related to  $\text{Me}_3\text{Si-CF}_2\text{H}$ , both are known difluoromethyl transfer agents.<sup>180,181</sup> The reaction was successfully scaled up to synthesise **2** on a gram-scale in a 68% isolated yield. An extensive DFT study was carried out to explore the mechanism of the reaction. The mechanism is proposed to involve an initial deprotonation of  $\text{CF}_3\text{H}$  by **1** to form  $\text{PhMe}_2\text{SiH}$  and  $[\text{CF}_3\text{Li}\cdot\text{PMDETA}]$  ( $\text{PMDETA} = N,N,N',N'',N'''\text{-pentamethyldiethylenetriamine}$ ), a second equivalent of **1** then attacks  $[\text{CF}_3\text{Li}\cdot\text{PMDETA}]$  at the carbenoid carbon in an  $\text{S}_{\text{N}}2$ -like fashion, resulting in the cleavage of a





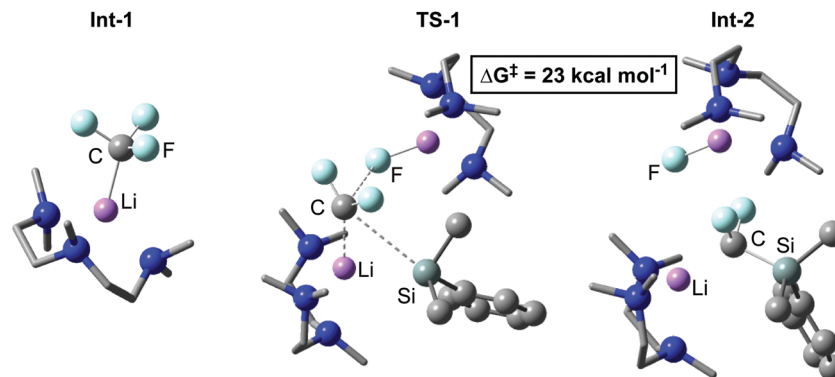


Fig. 3 Key stationary points calculated for the C–F cleavage of an equivalent of  $[\text{CF}_3\text{Li-PMDETA}]$  in the defluorosilylation of trifluoromethane.

C–F bond and formation of a C–Si bond. Reprotonation by a further equivalent of  $\text{CF}_3\text{H}$  leads to the product **2** and regenerates an equivalent of  $[\text{CF}_3\text{Li-PMDETA}]$ , suggesting the reaction is catalytic in  $[\text{CF}_3\text{Li-PMDETA}]$ . Key intermediates and a transition state of the calculated pathway are represented in Fig. 3.

**TS-1** is unusual as  $[\text{CF}_3\text{Li}]$  may have been considered an unlikely electrophile. A Natural Bond Orbital (NBO) analysis was therefore carried out. The resulting Natural Population Analysis (NPA) charges revealed a positive charge at the carbonyl carbon of  $[\text{CF}_3\text{Li-PMDETA}]$  as a result of the highly electron withdrawing effect of three electronegative fluorine atoms, a result noted in previous calculations on  $[\text{CF}_3\text{Li}]$ .<sup>182</sup> This explains the electrophilic nature of  $[\text{CF}_3\text{Li-PMDETA}]$  and why it is attacked by **1** in **TS-1**. The geometry of **TS-1** is somewhat similar to that calculated by Mikami for the attack of a THF-stabilised lithium enolate on  $[\text{CF}_3\text{Li}]$ .<sup>174</sup> **TS-1** is bimetallic, where one lithium cation stabilises the fluoride leaving group, and the other acts as an anchor in C–Si bond formation. It has been suggested in other work that  $\text{Li}\cdots\text{F}$  interactions are crucial in stabilising similar transition states.<sup>171,174</sup>

The organosilicon building block **2** is an easy-to-use difluoromethyl transfer agent for carbonyl substrates (Scheme 3).<sup>180,181</sup> The use of **2** has been somewhat scarce compared to  $\text{Me}_3\text{SiCF}_2\text{H}$ , but it is suggested that this could be due to the difficulty and cost of its synthesis.<sup>183</sup> Greater access to easy-to-use fluorinated transfer agents often leads to an increased use of those fluorinated moieties in pharmaceutical design.<sup>179</sup>

**Flow chemistry.** The potential for scalable methods to utilise  $\text{CF}_3\text{H}$  has been demonstrated using flow chemistry.<sup>184–186</sup> Kappe and coworkers successfully demonstrated the difluoromethylation of diphenylacetonitrile with  $\text{CF}_3\text{H}$  in flow,<sup>187</sup>

adopting the conditions published by Mikami.<sup>175</sup> They have also demonstrated the synthesis of  $\alpha$ -difluoromethyl amino acids using  $\text{CF}_3\text{H}$  in a continuous flow process.<sup>188</sup> Finally, in 2018 the same group reported the continuous flow synthesis of eflornithine, an active pharmaceutical ingredient listed on the World Health Organisation's essential medicines, using  $\text{CF}_3\text{H}$  as the feedstock.<sup>189</sup> The reaction produced 19.5 g of the active agent, in an 86% yield, requiring only 1.05 equivalents of  $\text{CF}_3\text{H}$ , with a reaction time of less than 25 minutes. In 2019, Shibata and coworkers reported a strategy for trifluoromethylating carbonyl compounds using  $\text{HCF}_3$  in flow.<sup>184</sup> A recent review article discusses strategies for using  $\text{CF}_3\text{H}$  and other fluorinated greenhouse gases in flow.<sup>13</sup>

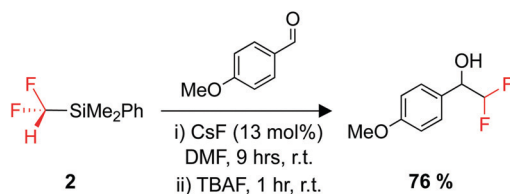
## 5.2 HFC-134a

The chemistry of HFC-134a (1,1,1,2-tetrafluoroethane) is largely limited to reactions with a base that involve a formal elimination of an equivalent of HF and subsequent deprotonation to form a nucleophilic source of the trifluorovinyl moiety.<sup>190,191</sup> For example, the reaction of HFC-134a with 2 equiv. *n*-BuLi at  $-78^\circ\text{C}$  formed trifluorovinyl lithium, reported to be stable in solution at  $-78^\circ\text{C}$  (Scheme 4a). Warming the solution to room temperature led to decomposition to an uncharacterised black material. The trifluorovinyl lithium moiety formed at  $-78^\circ\text{C}$  can react with a wide range of electrophiles including metal halides, main group halides,  $\text{CO}_2$ , aldehydes and epoxides.<sup>190–208</sup> Using this method with transition metal halides resulted in the formation of transition metal complexes with a trifluorovinyl ligand.<sup>191,193</sup> Other reports include the transfer of the trifluorovinyl group onto zinc chlorides for application in palladium-catalysed Negishi cross-coupling reactions (Scheme 4b).<sup>201,209–213</sup>

There is a distinct lack of  $\text{sp}^3$  C–F functionalisation chemistry of HFC-134a. This is likely due to the high bond strength of the  $\text{sp}^3$  C–F bond, and as the literature suggests, deprotonation and elimination to form trifluorovinyl species appears to be far more facile.

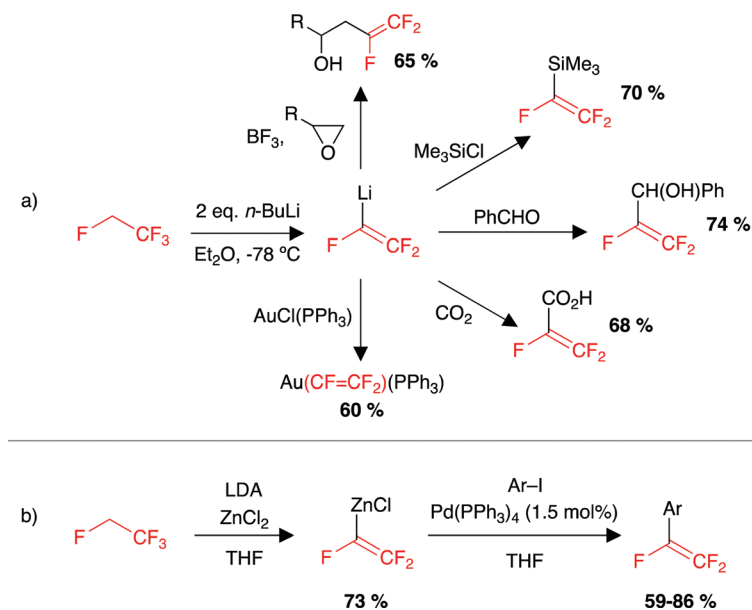
## 5.3 HFC-143a, HFC-152a, HFC-32 and HFC-125

A highly fluorophilic main group cation with a carborane counterion has been reported to abstract fluoride from  $\text{CF}_3\text{CH}_3$  (HFC-143a).<sup>214</sup> The putative  $\text{CH}_3\text{CF}_2^+$  carbocation generated



Scheme 3 Utility of **2** as a difluoromethylating agent. TBAF = tetrabutylammonium fluoride.





**Scheme 4** Examples of HFC-134a as a source of the trifluorovinyl moiety and utility in (a) reactions with a range of electrophiles, (b) palladium catalysed cross-coupling reactions. LDA = lithium diisopropylamide.

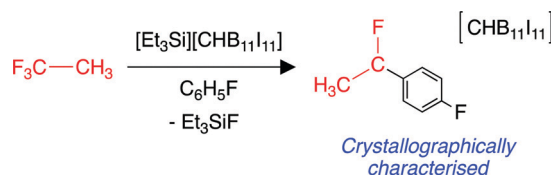
from this reaction can undergo a Friedel-Crafts addition to the fluorobenzene solvent, to form  $(p\text{-F-C}_6\text{H}_4)(\text{CH}_3)\text{CF}^+$ , which was isolated as a salt with the carborane anion (Scheme 5). The encapsulation of halocarbons (including  $\text{CF}_3\text{CH}_3$ ) in caged supramolecular systems has also been reported.<sup>215</sup> In general, there is a lack of functionalisation chemistry for  $\text{CF}_3\text{CH}_3$ , likely due to the very strong C-F bonds possessed by a terminal  $\text{CF}_3$  group. There is a similar lack of activation chemistry found in the literature of  $\text{CHF}_2\text{CH}_3$  (HFC-152a).

The use of  $\text{CF}_2\text{H}_2$  (HFC-32) a nucleophilic source of the difluoromethyl group would be highly attractive, but has been largely limited by the weak acidity of  $\text{CF}_2\text{H}_2$  ( $\text{p}K_{\text{a}} = 35\text{--}41$ , gas phase proton affinity:  $389 \text{ kcal mol}^{-1}$ ) and low stability of the conjugate base to  $\alpha$ -fluoride elimination.<sup>216,217</sup> An elegant approach published in 2019 demonstrated the first strategy to repurpose difluoromethane as a  $\{\text{CF}_2\text{H}\}^-$  building block, through the use of a Lewis acid/base pair to deprotonate  $\text{CF}_2\text{H}_2$  and capture  $\text{CF}_2\text{H}^-$  as a borane adduct. This adduct can then serve as a nucleophilic source of  $\text{CF}_2\text{H}^-$ , capable of transmetalation to Pd(II) and subsequent reductive elimination to form a C-C coupled product (Scheme 6).<sup>218</sup>

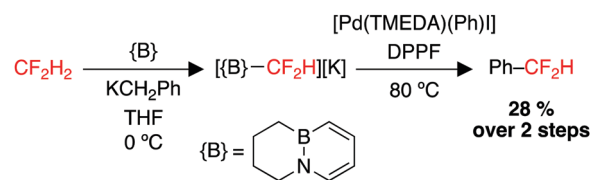
Hydrodefluorination of  $\text{CF}_2\text{H}_2$  has also been reported. In 2001, Jones and co-workers reported the reaction of a range of fluorocarbons with  $[\text{Cp}^*\text{ZrH}_2]$  ( $\text{Cp}^* = \text{pentamethylcyclopentadienyl}$ ).

The hydrodefluorination of  $\text{CF}_2\text{H}_2$  required heating to  $120 \text{ }^\circ\text{C}$  for more than 10 days, giving methane and  $[\text{Cp}^*\text{ZrHF}]$ . The authors proposed a radical chain mechanism.<sup>219</sup> Andersen and coworkers showed that  $\text{CF}_2\text{H}_2$  reacted with a cerium hydride compound to form the analogous cerium fluoride and  $\text{CH}_3\text{F}$ .<sup>220</sup> The oxidative addition of the C-H bond of  $\text{CF}_2\text{H}_2$  to a rhodium compound under photolytic conditions has been reported, where the product was then shown to reductively eliminate  $\text{CF}_2\text{H}_2$  in  $\text{C}_6\text{D}_6$  at  $100 \text{ }^\circ\text{C}$ .<sup>221</sup> In 2006, a paper disclosed the gas-phase C-F activation of  $\text{CF}_2\text{H}_2$  by laser-ablated Ti atoms to form the methyldiene complex  $[\text{CH}_2=\text{TiF}_2]$ ,<sup>222</sup> and later with other transition metals.<sup>223-227</sup> More recently, C-F activation of difluoromethane was reported using heterogeneous nanoscopic aluminium chlorofluoride in the presence of  $\text{Et}_3\text{SiH}$ , forming  $\text{Et}_3\text{SiF}$  amongst other products.<sup>228</sup> A surface-bound silylium-like ion was proposed to be a crucial intermediate for C-F cleavage.

While there remains a lack of C-F functionalisation chemistry for  $\text{C}_2\text{F}_5\text{H}$  (HFC-125), there are quite a few examples of using pentafluoroethane as a source for installing the  $\{\text{C}_2\text{F}_5\}$  moiety onto a range of electrophiles, through deprotonation and trapping of  $[\text{C}_2\text{F}_5]^-$ .<sup>229-234</sup> In one example, Shibata and coworkers used a potassium base in combination with triglyme to encapsulate the K cation. The pentafluoroethyl moiety could

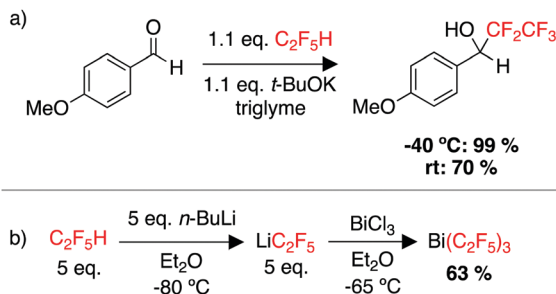


**Scheme 5** Fluoride abstraction from  $\text{CF}_3\text{CH}_3$  by a main group cationic species.



**Scheme 6** Utility of  $\text{H}_2\text{CF}_2$  as a  $\{\text{CF}_2\text{H}\}^-$  building block. DPPF = 1,1'-bis(diphenylphosphino)ferrocene. TMEDA = *N,N,N',N'*-tetramethylethylenediamine.





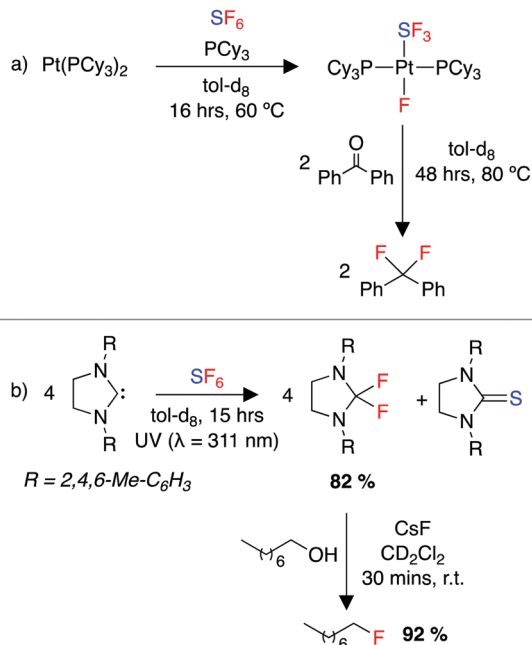
Scheme 7 Examples of using  $C_2F_5H$  as a feedstock for (a) pentafluoroethylation of a carbonyl substrate, (b) the synthesis of a main group complex with  $C_2F_5$  ligands.

then be transferred to a wide range of carbonyl substrates (Scheme 7a).<sup>234</sup> A recent report demonstrated flow-conditions for the pentafluoroethylation of a wide range of ketones, aldehydes and chalcones.<sup>235</sup> There has also been work on the cupration of  $C_2F_5H$  and the use of “ $CuCF_2CF_3$ ” as a pentafluoroethylation reagent.<sup>236,237</sup> Tsui and co-workers reported “ $CuCF_2CF_3$ ” as a source of the  $\cdot CF_2CF_3$  radical for pentafluoroethylation of unactivated alkenes.<sup>238</sup> Perfluoroalkyl groups can be used to increase the Lewis acidity of main group compounds, and thus  $C_2F_5H$  as a source of  $LiCF_2CF_3$  has been employed in the synthesis of new main group species such as  $Bi(C_2F_5)_3$  (Scheme 7b).<sup>239–243</sup> It is also utilised in ligand design for transition metal complexes.<sup>231</sup>

#### 5.4 $SF_6$

Early work in the field of  $SF_6$  degradation described the chemical breakdown of  $SF_6$  using strong reducing agents such as alkali metals.<sup>244–247</sup> More recently, the field has been reinvigorated by multiple reports of  $SF_6$  activation using transition metals.<sup>248–255</sup> Stoichiometric reactions of low valent, early transition-metal compounds of Ti, Zr, Cr and V with  $SF_6$  produced a range of transition metal fluorides.<sup>248,249</sup> A  $\beta$ -diketiminato nickel complex was shown to activate  $SF_6$ , forming nickel(II) fluoride and nickel(II) sulfide products. Braun and co-workers reported the selective decomposition of  $SF_6$  using rhodium complexes in both stoichiometric and catalytic transformations. These reactions include a range of fluorine and sulfur scavengers to give a range of fluoride and sulfide decomposition products.<sup>251,252</sup> The same group later reported the activation of  $SF_6$  by a xantphos ligated rhodium complex to form well defined rhodium fluoride and hydrosulfide products.<sup>254</sup> They also reported the activation of  $SF_6$  using a platinum complex,  $[Pt(PR_3)_2]$  ( $R = Cy, iPr$ ), to generate *trans*- $[Pt(F)(SF_3)(PR_3)_2]$  (Scheme 8a). This complex was utilised in deoxyfluorination reactions of ketones, demonstrating the indirect use of  $SF_6$  as a fluorinating agent.<sup>253</sup>

Recent work has utilised organic derivatives and main group compounds for the selective degradation of  $SF_6$ .<sup>256,257</sup> Rueping and co-workers developed a method for the reduction of  $SF_6$  using bipyridine based organic reductants, to form ion pair products containing a donor dication and  $F^-$  and  $SF_5^-$  anions. These salts were isolated and applied as fluorinating agents in the deoxyfluorination of alcohols, aldehydes and carboxylic

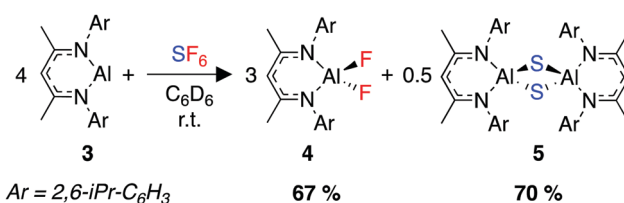


Scheme 8 (a) Activation of  $SF_6$  by a Pt(0) complex and use of the product in a subsequent deoxyfluorination of a ketone, (b) photolytic activation of  $SF_6$  using an NHC, and subsequent deoxyfluorination of an alcohol.

acids.<sup>257</sup> Dielmann and co-workers demonstrated the metal-free activation of  $SF_6$  by using a highly nucleophilic phosphine.<sup>256</sup> By varying the phosphine ligands,  $SF_6$  was degraded to non-volatile phosphine sulfide and phosphine fluoride products, or in one case a bench-stable, crystalline  $SF_5^-$  salt was isolated.<sup>256</sup> These reactions were calculated to proceed *via* nucleophilic attack at the fluorine atom by the phosphine, in contrast to the previous  $SF_6$  degradation reports mentioned above involving alkali metals, organic reductants and transition-metal mediated transformations which were proposed to proceed by a single-electron transfer step to  $SF_6$ .

A number of elegant photoredox strategies have been developed also.<sup>258–262</sup> Notably, Braun and co-workers developed a system using an N-heterocyclic carbene (NHC) to reduce  $SF_6$  under photoredox conditions, forming a difluoroimidazolidine. This compound was then applied in the deoxyfluorination of a range of alcohols (Scheme 8b).<sup>259</sup>

In 2021, our group sought to extend our previous work in the activation of environmentally persistent fluorocarbons to  $SF_6$ . We developed a transition metal free reaction that rapidly reduces  $SF_6$  under mild conditions using a highly nucleophilic



Scheme 9 Room-temperature activation of  $SF_6$  using the aluminium(II) complex 3.



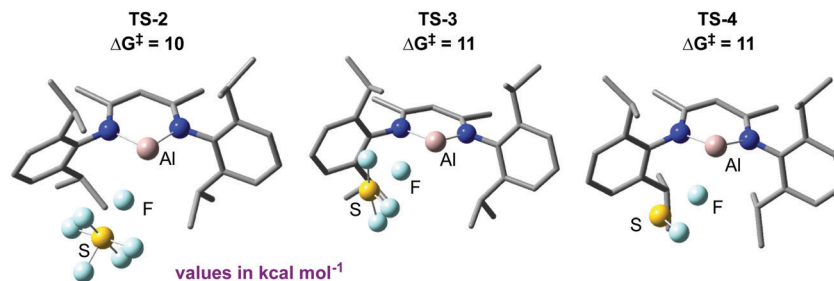


Fig. 4 Key transition states calculated for the deconstruction of SF<sub>6</sub> by **3**.

aluminium(i) complex, **3**.<sup>263</sup> The reaction produces two known, well-defined aluminium(iii) fluoride and sulfide complexes, **4** and **5** (Scheme 9). These two species are separable by virtue of their differing solubilities in the reaction solvent, with the sulfide species **5** forming a colourless precipitate from benzene or toluene.

Due to the limited mechanistic understanding of previous SF<sub>6</sub> activation in the literature, we conducted an extensive computational study. The mechanism calculated suggests a series of nucleophilic steps involving the attack of **3** at the fluorine atom of an S–F bond, degrading SF<sub>6</sub> via SF<sub>4</sub> and SF<sub>2</sub> to the experimentally observed reaction products **4** and **5** (Fig. 4). Experimentally, no reaction intermediates were observed, and the reaction reaches completion within 15 minutes at room temperature, consistent with the small activation barriers calculated for each elementary step.

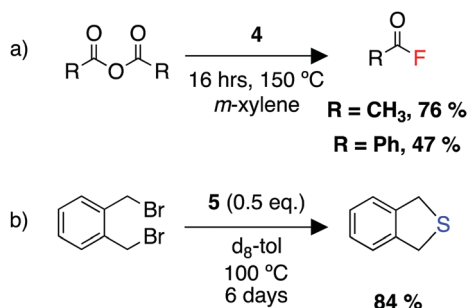
NBO analysis provided further evidence for a nucleophilic attack mechanism. Notably, an increasingly negative NPA charge at the sulfur atom was calculated as the transition state is traversed and conversely an increasingly positive NPA charge at aluminium. This suggests a transfer of electron density from aluminium to the sulfur atom. These calculations distinguished the proposed nucleophilic attack mechanism from a fluoride abstraction mechanism, where it would be expected that electron density would flow in the opposite direction. Extended Transition State-Natural Orbitals for Chemical Valence (ETS-NOCV) analysis was also carried out,<sup>264</sup> and revealed the largest contribution to the orbital interaction between **1** and SF<sub>6</sub> in TS-2 to be donation from the aluminium lone pair to σ\*(S–F), with overlap occurring at the fluorine end of the bond.

We were able to demonstrate the utility of the products **4** and **5** as fluorinating and sulfinating agents (Scheme 10). Despite the high thermodynamic stability of the Al–F bond, a set of reactions were developed allowing transfer of the fluoride onto carbon, silicon, and boron electrophiles. The reaction with acid anhydrides allowed the formation of acyl fluorides. These compounds are of increasing importance as fluorinating agents in transition metal catalysed reactions, due to their unique balance of stability and reactivity.<sup>265–267</sup> Overall, this process represents the repurposing of a waste greenhouse gas in the synthesis of compounds of value.

## 6. Conclusions and outlook

F-Gases have diverse uses across several important industries. Despite strong legislation that now controls many of these gases, data concerning emissions and atmospheric concentrations suggest that release of F-gases into the environment continues to be a problem. While several potential routes for the destruction of F-gases exist (thermal oxidation, catalytic hydrolysis, plasma treatment, electric discharge), most of these techniques are energy and cost intensive due to the extremely high temperatures required. They are often operationally difficult and carry the threat of producing hazardous decomposition products if conditions are not optimal. There is a further concern that some of these decomposition products may themselves contribute to environmental damage.

It is worthwhile considering that the C–F bonds within these waste fluorinated species are valuable, having been created by the fluorination of organic molecules likely using HF derived from inorganic sources. The repurposing of waste F-gases as a chemical feedstock to produce other useful fluorinated chemicals is a highly attractive alternative to destruction. The opportunity lies within chemistry to explore and develop methods for activating and functionalising the C–H and C–F bonds in these highly inert molecules. Although research is advancing, the development of chemical methods to upgrade inert substrates such as HFCs, PFCs and SF<sub>6</sub> is difficult. In the presence of strong nucleophiles HFCs tend to react by pathways involving an initial deprotonation, while fluoride abstraction becomes more favourable in the presence of highly electrophilic Lewis acids. There is far less chemistry known for upgrading PFCs, but methods for the photochemical and thermal activation of SF<sub>6</sub> are emerging.



Scheme 10 (a) Utility of **4** as a fluorinating agent for a range of electrophiles, (b) utility of **5** as a sulfinating agent.



The challenge in this field remains controlling the selectivity of these reactions to produce useful chemical building blocks for onward use. While several methods are emerging to use HFC-23 as a source of both  $-CF_3$  and  $-CF_2H$  groups, HFC-134a and  $SF_6$  remain underexplored synthons for the creating  $-CH_2CF_3$  and  $-SF_5$  groups. Significant technical obstacles remain for scaling-up and implementing these methods for real-life F-gas remediation. Flow methods are emerging as a powerful approach in this regard.<sup>13</sup> The ultimate aim should be to employ chemical recycling methods using recovered F-gases. In the long-term it will be necessary to consider both life-cycle analysis and technoeconomic analysis of any technologies developed – as is already standard in  $CO_2$  remediation methods.

## Conflicts of interest

There are no conflicts to declare.

## Acknowledgements

We are grateful to ERC for generous funding (Fluorofix:677367) and Imperial College London and the EPSRC for DTP studentship funding (Daniel Sheldon). AGAGE is supported principally by NASA (USA) grants to MIT and SIO, and also by: BEIS (UK) and NOAA (USA) grants to Bristol University; CSIRO and BoM (Australia); FOEN grants to Empa (Switzerland); NILU (Norway); SNU (Korea); CMA (China); NIES (Japan); and Urbino University (Italy). We are thankful to Prof. Matthew Rigby (Bristol) for scientific discussion.

## References

- 1 P. Kirsch, *Modern Fluoroorganic Chemistry: Synthesis, Reactivity, Applications*, Wiley Blackwell, 2005.
- 2 G. Balz and G. Schiemann, *Berichte der Dtsch. Chem. Gesellschaft A B Ser.*, 1927, **60**, 1186–1190.
- 3 J. H. Simons, *J. Electrochem. Soc.*, 1949, **95**, 47.
- 4 R. Fowler, W. Buford III, J. Hamilton, Jr., R. Sweet, C. Weber, J. Kasper and I. Litant, *Ind. Eng. Chem.*, 1947, **39**, 292–298.
- 5 R. Benner, A. Benning, F. Downing, C. Irwin, K. Johnson, A. Linch, H. Parmelee and W. Wirth, *Ind. Eng. Chem.*, 1947, **39**, 329–333.
- 6 G. Villalba, R. U. Ayres and H. Schroder, *J. Ind. Ecol.*, 2007, **11**, 85–101.
- 7 A. Harsanyi and G. Sandford, *Green Chem.*, 2015, **17**, 2081–2086.
- 8 A. J. Sicard and R. T. Baker, *Chem. Rev.*, 2020, **120**, 9164–9303.
- 9 M. O. McLinden and M. L. Huber, *J. Chem. Eng. Data*, 2020, **65**, 4176–4193.
- 10 R. M. Bellabarba, *J. Fluorine Chem.*, 2021, **244**, 109741.
- 11 M. Nappa, S. Peng and X. Sun, in *Modern Synthesis Processes and Reactivity of Fluorinated Compounds: Progress in Fluorine Science*, ed. H. Groult, F. R. Leroux and A. B. T. Tressaud, Elsevier, 2017, pp. 27–69, *Industrial Syntheses of Hydrohaloolefins and Related Products*.
- 12 B. K. Sovacool, S. Griffiths, J. Kim and M. Bazilian, *Renewable Sustainable Energy Rev.*, 2021, **141**, 110759.
- 13 W. C. Fu, P. M. MacQueen and T. F. Jamison, *Chem. Soc. Rev.*, 2021, **50**, 7378–7394.
- 14 J. M. Calm and D. A. Didion, *Int. J. Refrig.*, 1998, **21**, 308–321.
- 15 A. J. Elliot, in *Organofluorine Chemistry Principles and Applications*, ed. R. E. Banks, B. E. Smart and J. C. Tatlow, Plenum Press, New York, 1994, pp. 145–157, *Chlorofluorocarbons*.
- 16 L. E. Manzer, *Science*, 1990, **249**, 31–35.
- 17 B. Xiang, P. K. Patra, S. A. Montzka, S. M. Miller, J. W. Elkins, F. L. Moore, E. L. Atlas, B. R. Miller, R. F. Weiss, R. G. Prinn and S. C. Wofsy, *Proc. Natl. Acad. Sci. U. S. A.*, 2014, **111**, 17379–17384.
- 18 M. Rigby, R. G. Prinn, S. O'Doherty, B. R. Miller, D. Ivy, J. Mühle, C. M. Harth, P. K. Salameh, T. Arnold, R. F. Weiss, P. B. Krummel, L. P. Steele, P. J. Fraser, D. Young and P. G. Simmonds, *Geophys. Res. Lett.*, 2014, **41**, 2623–2630.
- 19 J. M. Calm, *Int. J. Refrig.*, 2008, **31**, 1123–1133.
- 20 P. G. Simmonds, M. Rigby, A. McCulloch, M. K. Vollmer, S. Henne, J. Mühle, S. O'Doherty, A. J. Manning, P. B. Krummel, P. J. Fraser, D. Young, R. F. Weiss, P. K. Salameh, C. M. Harth, S. Reimann, C. M. Trudinger, L. P. Steele, R. H.-J. Wang, D. J. Ivy, R. G. Prinn, B. Mitrevski and D. M. Etheridge, *Atmos. Chem. Phys.*, 2018, **18**, 4153–4169.
- 21 Releases: Facility Report|TRI Explorer|US EPA, [https://enviro.epa.gov/triexplorer/release\\_fac?p\\_view=USFA&trilib=TRIQ1&sort=RE\\_TOLBY&sort\\_fmt=2&state=All+states&county=All+counties&chemical=0000075456&industry=ALL&year=2019&tab\\_rpt=1&fld=TRIID&fld=RELLBY&fld=TSFDSP](https://enviro.epa.gov/triexplorer/release_fac?p_view=USFA&trilib=TRIQ1&sort=RE_TOLBY&sort_fmt=2&state=All+states&county=All+counties&chemical=0000075456&industry=ALL&year=2019&tab_rpt=1&fld=TRIID&fld=RELLBY&fld=TSFDSP), (accessed 1 October 2021).
- 22 W.-T. Tsai, *Chemosphere*, 2005, **61**, 1539–1547.
- 23 A. McCulloch and A. A. Lindley, *Int. J. Refrig.*, 2003, **26**, 865–872.
- 24 G. J.-M. Velders, A. R. Ravishankara, M. K. Miller, M. J. Molina, J. Alcamo, J. S. Daniel, D. W. Fahey, S. A. Montzka and S. Reimann, *Science*, 2012, **335**, 922–923.
- 25 A. A. Lindley and A. McCulloch, *J. Fluorine Chem.*, 2005, **126**, 1457–1462.
- 26 EU ratifies Kigali Amendment to the Montreal Protocol | Climate Action, [https://ec.europa.eu/clima/news/eu-ratifies-kigali-amendment-montreal-protocol\\_en](https://ec.europa.eu/clima/news/eu-ratifies-kigali-amendment-montreal-protocol_en), (accessed 6 July 2021).
- 27 F. Polonara, L. J. Kuijpers and R. Peixoto, *Int. J. Heat Technol.*, 2017, **35**, S1–S8.
- 28 The Kigali Amendment to the Montreal protocol: another global commitment to stop climate change, <https://www.unep.org/news-and-stories/news/kigali-amendment-montreal-protocol-another-global-commitment-stop-climate>, (accessed 6 August 2021).
- 29 A. J. Manning, A. L. Redington, D. Say, S. O'Doherty, D. Young, P. G. Simmonds, M. K. Vollmer, J. Mühle,



- J. Arduini, G. Spain, A. Wisher, M. Maione, T. J. Schuck, K. Stanley, S. Reimann, A. Engel, P. B. Krummel, P. J. Fraser, C. M. Harth, P. K. Salameh, R. F. Weiss, R. Gluckman, P. N. Brown, J. D. Watterson and T. Arnold, *Atmos. Chem. Phys.*, 2021, **21**, 12739–12755.
- 30 Regulation (EU) No. 517/2014 of the European Parliament and of the Council of 16 April 2014 on fluorinated greenhouse gases and repealing Regulation (EC) No. 842/2006—European Environment Agency, <https://www.eea.europa.eu/policy-documents/regulation-eu-no-517-2014>, (accessed 6 August 2021).
- 31 Y. Heredia-Aricapa, J. M. Belman-Flores, A. Mota-Babiloni, J. Serrano-Arellano and J. J. García-Pabón, *Int. J. Refrig.*, 2020, **111**, 113–123.
- 32 C. C. Allgood, *Adv. Mater.*, 1998, **10**, 1239–1242.
- 33 A. McCulloch, P. M. Midgley and P. Ashford, *Atmos. Environ.*, 2003, **37**, 889–902.
- 34 N. Zhang, P. Hu, L. Chen, M. Liu and Q. Chen, *J. Chem. Eng. Data*, 2021, **66**, 2717–2722.
- 35 M. O. McLinden, J. S. Brown, R. Brignoli, A. F. Kazakov and P. A. Domanski, *Nat. Commun.*, 2017, **8**, 14476.
- 36 A. P. Fröba, S. Will and A. Leipertz, *Int. J. Refrig.*, 2001, **24**, 734–743.
- 37 R. Dodangodage, P. F. Bernath, C. D. Boone, J. Crouse and J. J. Harrison, *J. Quant. Spectrosc. Radiat. Transf.*, 2021, **272**, 107804.
- 38 P. G. Simmonds, M. Rigby, A. J. Manning, S. Park, K. M. Stanley, A. McCulloch, S. Henne, F. Graziosi, M. Maione, J. Arduini, S. Reimann, M. K. Vollmer, J. Mühle, S. O'Doherty, D. Young, P. B. Krummel, P. J. Fraser, R. F. Weiss, P. K. Salameh, C. M. Harth, M.-K. Park, H. Park, T. Arnold, C. Rennick, L. P. Steele, B. Mitrevski, R. H.-J. Wang and R. G. Prinn, *Atmos. Chem. Phys.*, 2020, **20**, 7271–7290.
- 39 Overview of SF6 Emissions Sources and Reduction Options in Electric Power Systems|US EPA, <https://www.epa.gov/eps-partnership/overview-sf6-emissions-sources-and-reduction-options-electric-power-systems>, accessed 24 August 2021.
- 40 L. G. Christophorou, J. K. Olthoff and R. J. Van Brunt, *IEEE Electr. Insul. Mag.*, 1997, **13**, 20–24.
- 41 H. Okubo and A. Beroual, *IEEE Electr. Insul. Mag.*, 2011, **27**, 34–42.
- 42 X. Li, H. Zhao and A. B. Murphy, *J. Phys. D: Appl. Phys.*, 2018, **51**, 153001.
- 43 S. Xiao, X. Zhang, J. Tang and S. Liu, *Energy Rep.*, 2018, **4**, 486–496.
- 44 M. Rabie and C. M. Franck, *Environ. Sci. Technol.*, 2018, **52**, 369–380.
- 45 R. K. Spence, E. D. Norcross, J. Costabile, S. McCoy, A. C. Cernaianu, J. B. Alexander, M. J. Pello, U. Atabek and R. C. Camishion, *Artif. Cells, Blood Substitutes, Biotechnol.*, 1994, **22**, 955–963.
- 46 D. P. Curran and J. A. Gladysz, *Handbook of Fluorous Chemistry*, Wiley-VCH, 2004.
- 47 J. Mühle, A. L. Ganesan, B. R. Miller, P. K. Salameh, C. M. Harth, B. R. Grealley, M. Rigby, L. W. Porter, L. P. Steele, C. M. Trudinger, P. B. Krummel, S. O'Doherty, P. J. Fraser, P. G. Simmonds, R. G. Prinn and R. F. Weiss, *Atmos. Chem. Phys.*, 2010, **10**, 5145–5164.
- 48 H. M. Lee, M. B. Chang and K. Y. Wu, *J. Air Waste Manage. Assoc.*, 2004, **54**, 960–970.
- 49 S. H. Han, H. W. Park, T. H. Kim and D. W. Park, *Clean Technol.*, 2011, **17**, 250–258.
- 50 R. G. Prinn, R. F. Weiss, P. J. Fraser, P. G. Simmonds, D. M. Cunnold, F. N. Alyea, S. O'Doherty, P. Salameh, B. R. Miller, J. Huang, R. H.-J. Wang, D. E. Hartley, C. Harth, L. P. Steele, G. Sturrock, P. M. Midgley and A. McCulloch, *J. Geophys. Res.: Atmos.*, 2000, **105**, 17751–17792.
- 51 R. G. Prinn, R. F. Weiss, J. Arduini, T. Arnold, H. L. DeWitt, P. J. Fraser, A. L. Ganesan, J. Gasore, C. M. Harth, O. Hermansen, J. Kim, P. B. Krummel, S. Li, Z. M. Loh, C. R. Lunder, M. Maione, A. J. Manning, B. R. Miller, B. Mitrevski, J. Mühle, S. O'Doherty, S. Park, S. Reimann, M. Rigby, T. Saito, P. K. Salameh, R. Schmidt, P. G. Simmonds, L. P. Steele, M. K. Vollmer, R. H. Wang, B. Yao, Y. Yokouchi, D. Young and L. Zhou, *Earth Syst. Sci. Data*, 2018, **10**, 985–1018.
- 52 P. G. Simmonds, S. O'Doherty, G. Nickless, G. A. Sturrock, R. Swaby, P. Knight, J. Ricketts, G. Woffendin and R. Smith, *Anal. Chem.*, 1995, **67**, 717–723.
- 53 R. G. Prinn, J. Huang, R. F. Weiss, D. M. Cunnold, P. J. Fraser, P. G. Simmonds, A. McCulloch, C. Harth, S. Reimann, P. Salameh, S. O'Doherty, R. H.-J. Wang, L. W. Porter, B. R. Miller and P. B. Krummel, *Geophys. Res. Lett.*, 2005, DOI: [10.1029/2004GL022228](https://doi.org/10.1029/2004GL022228).
- 54 M. Rigby, R. G. Prinn, S. O'Doherty, S. A. Montzka, A. McCulloch, C. M. Harth, J. Mühle, P. K. Salameh, R. F. Weiss, D. Young, P. G. Simmonds, B. D. Hall, G. S. Dutton, D. Nance, D. J. Mondeel, J. W. Elkins, P. B. Krummel, L. P. Steele and P. J. Fraser, *Atmos. Chem. Phys.*, 2013, **13**, 2691–2702.
- 55 D. Say, A. J. Manning, L. M. Western, D. Young, A. Wisher, M. Rigby, S. Reimann, M. K. Vollmer, M. Maione, J. Arduini, P. B. Krummel, J. Mühle, C. M. Harth, B. Evans, R. F. Weiss, R. G. Prinn and S. O'Doherty, *Atmos. Chem. Phys.*, 2021, **21**, 2149–2164.
- 56 A. Engel, M. Rigby, J. B. Burkholder, R. P. Fernandez, L. Froidevaux, B. D. Hall, R. Hossaini, T. Saito, M. K. Vollmer and B. Yao, *Scientific Assessment of Ozone Depletion: 2018, Global Ozone Research and Monitoring Project - Report No. 58*, World Meteorological Organization, Geneva, Switzerland, 2018, Update on Ozone-Depleting Substances (ODSs) and Other Gases of Interest to the Montreal Protocol.
- 57 J. Kim, S. Li, K.-R. Kim, A. Stohl, J. Mühle, S.-K. Kim, M.-K. Park, D.-J. Kang, G. Lee, C. M. Harth, P. K. Salameh and R. F. Weiss, *Geophys. Res. Lett.*, 2010, DOI: [10.1029/2010GL043263](https://doi.org/10.1029/2010GL043263).
- 58 B. Yao, M. K. Vollmer, L. X. Zhou, S. Henne, S. Reimann, P. C. Li, A. Wenger and M. Hill, *Atmos. Chem. Phys.*, 2012, **12**, 10181–10193.



- 59 V. Masson-Delmotte, P. Zhai, A. Pirani, S. L. Connors, C. Péan, S. Berger, N. Caud, Y. Chen, L. Goldfarb, M. I. Gomis, M. Huang, K. Leitzell, E. Lonnoy, J. B.-R. Matthews, T. K. Maycock, T. Waterfield, O. Yelekçi, R. Yu and B. Zhou, *Climate Change 2021: The Physical Science Basis. Contribution of Working Group I to the Sixth Assessment Report of the Intergovernmental Panel on Climate Change*, Cambridge University Press, Oxford, UK, 2021.
- 60 G. K.-S. Prakash, P. V. Jog, P. T.-D. Batamack and G. A. Olah, *Science*, 2012, **338**, 1324–1327.
- 61 K. M. Stanley, D. Say, J. Mühle, C. M. Harth, P. B. Krummel, D. Young, S. J. O'Doherty, P. K. Salameh, P. G. Simmonds, R. F. Weiss, R. G. Prinn, P. J. Fraser and M. Rigby, *Nat. Commun.*, 2020, **11**, 397.
- 62 W. Han, Y. Li, H. Tang and H. Liu, *J. Fluorine Chem.*, 2012, **140**, 7–16.
- 63 D. E. Oram, W. T. Sturges, S. A. Penkett, A. McCulloch and P. J. Fraser, *Geophys. Res. Lett.*, 1998, **25**, 35–38.
- 64 S. A. Montzka, G. J.-M. Velders, P. B. Krummel, J. Mühle, V. L. Orkin, S. Park, H. Shah and H. Walter-Terrinoni, *Scientific Assessment of Ozone Depletion: 2018, Global Ozone Research and Monitoring Project - Report No. 58*, World Meteorological Organization, Geneva, Switzerland, 2018, Hydrofluorocarbons (HFCs).
- 65 D. Say, A. J. Manning, S. O'Doherty, M. Rigby, D. Young and A. Grant, *Environ. Sci. Technol.*, 2016, **50**, 11129–11136.
- 66 K. Srinivasan and L. R. Oellrich, *Int. J. Refrig.*, 1997, **20**, 332–338.
- 67 H. M.-N. T. Avelino, J. M.-N. A. Fareleira and C. M.-B. P. Oliveira, *J. Chem. Eng. Data*, 2006, **51**, 1672–1677.
- 68 R. Talukdar, A. Mellouki, T. Gierczak, J. B. Burkholder, S. A. McKeen and A. R. Ravishankara, *J. Phys. Chem.*, 1991, **95**, 5815–5821.
- 69 S. Tomassetti, *Fluid Phase Equilib.*, 2021, **546**, 113173.
- 70 T. Tamatsu, T. Sato, H. Sato and K. Watanabe, *Int. J. Thermophys.*, 1992, **13**, 985–997.
- 71 R. Tillner-Roth, *Int. J. Thermophys.*, 1995, **16**, 91–100.
- 72 A. van Pelt and J. V. Sengers, *J. Supercrit. Fluids*, 1995, **8**, 81–99.
- 73 T. Gierczak, R. Talukdar, G. L. Vaghjiani, E. R. Lovejoy and A. R. Ravishankara, *J. Geophys. Res.: Atmos.*, 1991, **96**, 5001–5011.
- 74 J. J. Orlando, J. B. Burkholder, S. A. McKeen and A. R. Ravishankara, *J. Geophys. Res.: Atmos.*, 1991, **96**, 5013–5023.
- 75 R. Huet and G. Johanson, *Pharmaceutics*, 2020, **12**, 997.
- 76 Z. Lv, Z. Yang, H. Ma, Y. Chen and Y. Zhang, *J. Fluorine Chem.*, 2021, **248**, 109832.
- 77 J. W. Schmidt and M. R. Moldover, *J. Chem. Eng. Data*, 1994, **39**, 39–44.
- 78 Y. Higashi, *Int. J. Refrig.*, 1994, **17**, 524–531.
- 79 M. Rigby, J. Mühle, B. R. Miller, R. G. Prinn, P. B. Krummel, L. P. Steele, P. J. Fraser, P. K. Salameh, C. M. Harth, R. F. Weiss, B. R. Grealley, S. O'Doherty, P. G. Simmonds, M. K. Vollmer, S. Reimann, J. Kim, K.-R. Kim, H. J. Wang, J. G.-J. Olivier, E. J. Dlugokencky, G. S. Dutton, B. D. Hall and J. W. Elkins, *Atmos. Chem. Phys.*, 2010, **10**, 10305–10320.
- 80 G. P. Stiller, T. von Clarmann, M. Höpfner, N. Glatthor, U. Grabowski, S. Kellmann, A. Kleinert, A. Linden, M. Milz, T. Reddmann, T. Steck, H. Fischer, B. Funke, M. López-Puertas and A. Engel, *Atmos. Chem. Phys.*, 2008, **8**, 677–695.
- 81 L. Huang, Y. Shen, W. Dong, R. Zhang, J. Zhang and H. Hou, *J. Hazard. Mater.*, 2008, **151**, 323–330.
- 82 P. K. Patra, S. Lal, B. H. Subbaraya, C. H. Jackman and P. Rajaratnam, *J. Geophys. Res.: Atmos.*, 1997, **102**, 8855–8859.
- 83 A. R. Ravishankara, S. Solomon, A. A. Turnipseed and R. F. Warren, *Science*, 1993, **259**, 194–199.
- 84 P. Widger and A. Haddad, *Energies*, 2018, **11**, 2037.
- 85 X. Fang, X. Hu, G. Janssens-Maenhout, J. Wu, J. Han, S. Su, J. Zhang and J. Hu, *Environ. Sci. Technol.*, 2013, **47**, 3848–3855.
- 86 M. Shin, D. Jang and J. Ha, *J. Mater. Cycles Waste Manag.*, 2016, **18**, 399–406.
- 87 S. A. Roh, W. H. Kim, D. S. Jung and B. K. Hong, *J. Energy Inst.*, 2019, **92**, 1842–1851.
- 88 T. Mi, J. Han, X. He and L. Qin, *Environ. Prot. Eng.*, 2015, **41**, 143–150.
- 89 M. Jasiński, M. Dors and J. Mizeraczyk, *Plasma Chem. Plasma Process.*, 2009, **29**, 363–372.
- 90 K.-T. Kim, H. S. Kang, D. H. Lee and S. J. Lee, *J. Korean Soc. Atmos. Environ.*, 2013, **29**, 27–37.
- 91 S.-S. Choi, D.-W. Park and T. Watanabe, *Nucl. Eng. Technol.*, 2012, **44**, 21–32.
- 92 Y. Shinji, *JP Pat.*, JP2006122790A, 2006.
- 93 Y. Mori, T. Kyotani and T. Shinohara, *TW Pat.*, TW510819B, 2002.
- 94 W. B. Feaver and J. A. Rossin, *Catal. Today*, 1999, **54**, 13–22.
- 95 L. C. Draper and J. D. Scott, *WO Pat.*, WO2002058824A1, 2002.
- 96 S. Shuichi, A. Toshiaki, I. Shinzo, Y. Takeshi, Y. Hisao, A. Shigeru and T. Shin, *JP Pat.*, JP3977887B2, 1998.
- 97 J. A. Rossin and W. B. Feaver, *US Pat.*, US6673326B1, 2004.
- 98 H. Onoda, T. Ohta, J. Tamaki and K. Kojima, *Appl. Catal., A*, 2005, **288**, 98–103.
- 99 J. Y. Jeon, X.-F. Xu, M. H. Choi, H. Y. Kim and Y.-K. Park, *Chem. Commun.*, 2003, 1244–1245.
- 100 H. Zhang, C. F. Ng and S. Y. Lai, *Appl. Catal., B*, 2005, **55**, 301–307.
- 101 R. S. Brown, J. A. Rossin and K. B.-T.-S. S.-T. Aitchison, *Solid State Technol.*, 2001, **44**, 189.
- 102 H. Sekiguchi, T. Honda and A. Kanzawa, *Plasma Chem. Plasma Process.*, 1993, **13**, 463–478.
- 103 A. Gal', A. Ogata, S. Futamura and K. Mizuno, *J. Phys. Chem. A*, 2003, **107**, 8859–8866.
- 104 A. B. Murphy, A. J.-D. Farmer, E. C. Horrigan and T. McAllister, *Plasma Chem. Plasma Process.*, 2002, **22**, 371–385.
- 105 T. Yamamoto and B. W. Jang, *IEEE Trans. Ind. Appl.*, 1999, **35**, 736–742.
- 106 A. B. Murphy and T. McAllister, *Phys. Plasmas*, 2001, **8**, 2565–2571.



- 107 B. A. Wofford, M. W. Jackson, C. Hartz and J. W. Bevan, *Environ. Sci. Technol.*, 1999, **33**, 1892–1897.
- 108 C. L. Hartz, J. W. Bevan, M. W. Jackson and B. A. Wofford, *Environ. Sci. Technol.*, 1998, **32**, 682–687.
- 109 J.-S. Chang, K. G. Kostov, K. Urashima, T. Yamamoto, Y. Okayasu, T. Kato, T. Iwaizumi and K. Yoshimura, *IEEE Trans. Ind. Appl.*, 2000, **36**, 1251–1259.
- 110 M. B. Chang and S. J. Yu, *Environ. Sci. Technol.*, 2001, **35**, 1587–1592.
- 111 S. J. Yu and M. B. Chang, *Plasma Chem. Plasma Process.*, 2001, **21**, 311–327.
- 112 D. T. Chen, M. M. David, G. V.-D. Tiers and J. N. Schroepfer, *Environ. Sci. Technol.*, 1998, **32**, 3237–3240.
- 113 M. B. Chang and H. M. Lee, *Catal. Today*, 2004, **89**, 109–115.
- 114 M. Shih, W.-J. Lee, C.-H. Tsai, P.-J. Tsai and C.-Y. Chen, *J. Air Waste Manage. Assoc.*, 2002, **52**, 1274–1280.
- 115 R. J. Van Brunt and J. T. Herron, *IEEE Trans. Electr. Insul.*, 1990, **25**, 75–94.
- 116 A. Derdouri, J. Casanovas, R. Grob and J. Mathieu, *IEEE Trans. Electr. Insul.*, 1989, **24**, 1147–1157.
- 117 I. Coll, A. M. Casanovas, L. Vial, A. Gleizes and J. Casanovas, *J. Phys. D: Appl. Phys.*, 2000, **33**, 221–229.
- 118 W.-T. Tsai, *J. Fluorine Chem.*, 2007, **128**, 1345–1352.
- 119 L. Vial, A. M. Casanovas, J. Diaz, I. Coll and J. Casanovas, *J. Phys. D: Appl. Phys.*, 2001, **34**, 2037–2051.
- 120 C.-H. Tsai and J.-M. Shao, *J. Hazard. Mater.*, 2008, **157**, 201–206.
- 121 J. Diaz, A. M. Casanovas and J. Casanovas, *J. Phys. D: Appl. Phys.*, 2003, **36**, 1558–1564.
- 122 Y. Kabouzi, M. Moisan, J. C. Rostaing, C. Trassy, D. Guérin, D. Kéroack and Z. Zakrzewski, *J. Appl. Phys.*, 2003, **93**, 9483–9496.
- 123 G. Griffin, I. Sauers, L. Christophorou, C. Easterly and P. Walsh, *IEEE Trans. Electr. Insul.*, 1983, **EI-18**, 551–552.
- 124 F. Y. Chu, *IEEE Trans. Electr. Insul.*, 1986, **EI-21**, 693–725.
- 125 I. Sauers, *Plasma Chem. Plasma Process.*, 1988, **8**, 247–262.
- 126 G. Coates, F. Rekhroukh and M. R. Crimmin, *Synlett*, 2019, 2233–2246.
- 127 W. Chen, C. Bakewell and M. Crimmin, *Synthesis*, 2016, 810–821.
- 128 T. Ahrens, J. Kohlmann, M. Ahrens and T. Braun, *Chem. Rev.*, 2015, **115**, 931–972.
- 129 M. F. Kuehnelt, D. Lentz and T. Braun, *Angew. Chem., Int. Ed.*, 2013, **52**, 3328–3348.
- 130 S. J. Blanksby and G. B. Ellison, *Acc. Chem. Res.*, 2003, **36**, 255–263.
- 131 J. Burdeniuc, B. Jedicka and R. H. Crabtree, *Chem. Ber.*, 1997, **130**, 145–154.
- 132 J. L. Kiplinger, T. G. Richmond and C. E. Osterberg, *Chem. Rev.*, 1994, **94**, 373–431.
- 133 M. R. Crimmin, M. J. Butler and A. J.-P. White, *Chem. Commun.*, 2015, **51**, 15994–15996.
- 134 G. Coates, B. J. Ward, C. Bakewell, A. J.-P. White and M. R. Crimmin, *Chem. – Eur. J.*, 2018, **24**, 16282–16286.
- 135 B. Cui, S. Jia, E. Tokunaga and N. Shibata, *Nat. Commun.*, 2018, **9**, 4393.
- 136 X.-W. Liu, C. Zarate and R. Martin, *Angew. Chem., Int. Ed.*, 2019, **58**, 2064–2068.
- 137 E. A. Symons and M. J. Clermont, *J. Am. Chem. Soc.*, 1981, **103**, 3127–3130.
- 138 S. Kyasa, *Synlett*, 2015, 1911–1912.
- 139 C. P. Johnston, T. H. West, R. E. Dooley, M. Reid, A. B. Jones, E. J. King, A. G. Leach and G. C. Lloyd-Jones, *J. Am. Chem. Soc.*, 2018, **140**, 11112–11124.
- 140 A. García-Domínguez, T. H. West, J. J. Primožic, K. M. Grant, C. P. Johnston, G. G. Cumming, A. G. Leach and G. C. Lloyd-Jones, *J. Am. Chem. Soc.*, 2020, **142**, 14649–14663.
- 141 G. K.-S. Prakash, F. Wang, Z. Zhang, R. Haiges, M. Rahm, K. O. Christe, T. Mathew and G. A. Olah, *Angew. Chem., Int. Ed.*, 2014, **53**, 11575–11578.
- 142 A. Lishchynskiy, F. M. Miloserdov, E. Martin, J. Benet-Buchholz, E. C. Escudero-Adán, A. I. Konovalov and V. V. Grushin, *Angew. Chem., Int. Ed.*, 2015, **54**, 15289–15293.
- 143 B. Folléas, I. Marek, J.-F. Normant and L. Saint-Jalmes, *Tetrahedron Lett.*, 1998, **39**, 2973–2976.
- 144 B. Folléas, I. Marek, J.-F. Normant and L. Saint-Jalmes, *Tetrahedron*, 2000, **56**, 275–283.
- 145 B. R. Langlois and T. Billard, *Synthesis*, 2003, 185–194.
- 146 B. R. Langlois and T. Billard, *Fluorine-Containing Synthons*, American Chemical Society, 2005, vol. 911, pp. 3–57, Fluoroform, Fluoral, Trifluoroacetic, and Trifluoromethanesulfinic Acids Derivatives as New Reagents for the Introduction of Polyfluorinated Moieties.
- 147 T. Shono, M. Ishifune, T. Okada and S. Kashimura, *J. Org. Chem.*, 1991, **56**, 2–4.
- 148 R. Barhdadi, M. Troupel and J. Périchon, *Chem. Commun.*, 1998, 1251–1252.
- 149 A. Zanardi, M. A. Novikov, E. Martin, J. Benet-Buchholz and V. V. Grushin, *J. Am. Chem. Soc.*, 2011, **133**, 20901–20913.
- 150 P. Novák, A. Lishchynskiy and V. V. Grushin, *Angew. Chem., Int. Ed.*, 2012, **51**, 7767–7770.
- 151 P. Novák, A. Lishchynskiy and V. V. Grushin, *J. Am. Chem. Soc.*, 2012, **134**, 16167–16170.
- 152 G. K.-S. Prakash and M. Mandal, *J. Fluorine Chem.*, 2001, **112**, 123–131.
- 153 G. K.-S. Prakash and A. K. Yudin, *Chem. Rev.*, 1997, **97**, 757–786.
- 154 Y. Ye and M. S. Sanford, *J. Am. Chem. Soc.*, 2012, **134**, 9034–9037.
- 155 Y. Ye, S. H. Lee and M. S. Sanford, *Org. Lett.*, 2011, **13**, 5464–5467.
- 156 N. D. Ball, J. W. Kampf and M. S. Sanford, *J. Am. Chem. Soc.*, 2010, **132**, 2878–2879.
- 157 E. J. Cho, T. D. Senecal, T. Kinzel, Y. Zhang, D. A. Watson and S. L. Buchwald, *Science*, 2010, **328**, 1679–1681.
- 158 G. G. Dubinina, H. Furutachi and D. A. Vicic, *J. Am. Chem. Soc.*, 2008, **130**, 8600–8601.
- 159 H. Morimoto, T. Tsubogo, N. D. Litvinas and J. F. Hartwig, *Angew. Chem., Int. Ed.*, 2011, **50**, 3793–3798.





- 160 F. Wang, T. Luo, J. Hu, Y. Wang, H. S. Krishnan, P. V. Jog, S. K. Ganesh, G. K.-S. Prakash and G. A. Olah, *Angew. Chem., Int. Ed.*, 2011, **50**, 7153–7157.
- 161 H. Kawai, Z. Yuan, E. Tokunaga and N. Shibata, *Org. Biomol. Chem.*, 2013, **11**, 1446–1450.
- 162 S. Okusu, K. Hirano, E. Tokunaga and N. Shibata, *ChemistryOpen*, 2015, **4**, 581–585.
- 163 N. Punna, T. Saito, M. Kosobokov, E. Tokunaga, Y. Sumii and N. Shibata, *Chem. Commun.*, 2018, **54**, 4294–4297.
- 164 K. Hirano, T. Saito, Y. Fujihira, D. M. Sedgwick, S. Fustero and N. Shibata, *J. Org. Chem.*, 2020, **85**, 7976–7985.
- 165 T. Saito, J. Wang, E. Tokunaga, S. Tsuzuki and N. Shibata, *Sci. Rep.*, 2018, **8**, 11501.
- 166 Y. Fujihira, Y. Liang, M. Ono, K. Hirano, T. Kagawa and N. Shibata, *Beilstein J. Org. Chem.*, 2021, **17**, 431–438.
- 167 J. B. Geri and N. K. Szymczak, *J. Am. Chem. Soc.*, 2017, **139**, 9811–9814.
- 168 J. B. Geri, M. M. Wade Wolfe and N. K. Szymczak, *Angew. Chem., Int. Ed.*, 2018, **57**, 1381–1385.
- 169 J. Choi, D. Y. Wang, S. Kundu, Y. Choliy, T. J. Emge, K. Krogh-Jespersen and A. S. Goldman, *Science*, 2011, **332**, 1545–1548.
- 170 C. S. Thomason and W. R. Dolbier, *J. Org. Chem.*, 2013, **78**, 8904–8908.
- 171 T. Iida, R. Hashimoto, K. Aikawa, S. Ito and K. Mikami, *Angew. Chem., Int. Ed.*, 2012, **51**, 9535–9538.
- 172 B. E. Smart, *The Chemistry of Halides, Pseudo-Halides and Azides: Supplement D: Part 1*, Wiley, 1983, vol. 1, pp. 603–655, Fluorocarbons.
- 173 T. Hiyama and H. Yamamoto, *Organofluorine Compounds: Chemistry and Applications*, Springer Berlin Heidelberg, 2000.
- 174 K. Honda, T. V. Harris, M. Hatanaka, K. Morokuma and K. Mikami, *Chem. – Eur. J.*, 2016, **22**, 8796–8800.
- 175 K. Aikawa, K. Maruyama, K. Honda and K. Mikami, *Org. Lett.*, 2015, **17**, 4882–4885.
- 176 K. Aikawa, K. Maruyama, J. Nitta, R. Hashimoto and K. Mikami, *Org. Lett.*, 2016, **18**, 3354–3357.
- 177 S. Okusu, E. Tokunaga and N. Shibata, *Org. Lett.*, 2015, **17**, 3802–3805.
- 178 S. Ito, N. Kato and K. Mikami, *Chem. Commun.*, 2017, **53**, 5546–5548.
- 179 D. J. Sheldon, G. Coates and M. R. Crimmin, *Chem. Commun.*, 2020, **56**, 12929–12932.
- 180 Y. Zhao, W. Huang, J. Zheng and J. Hu, *Org. Lett.*, 2011, **13**, 5342–5345.
- 181 T. Hagiwara and T. Fuchikami, *Synlett*, 1995, 717–718.
- 182 J. Kvičala, J. Štambaský, S. Böhm and O. Paleta, *J. Fluorine Chem.*, 2002, **113**, 147–154.
- 183 T. Fuchikami and I. Ojima, *J. Organomet. Chem.*, 1981, **212**, 145–153.
- 184 K. Hirano, S. Gondo, N. Punna, E. Tokunaga and N. Shibata, *ChemistryOpen*, 2019, **8**, 406–410.
- 185 B. Musio, E. Gala and S. V. Ley, *ACS Sustain. Chem. Eng.*, 2018, **6**, 1489–1495.
- 186 Z. Mazloomi, A. Bansode, P. Benavente, A. Lishchynskiy, A. Urakawa and V. V. Grushin, *Org. Process Res. Dev.*, 2014, **18**, 1020–1026.
- 187 B. Gutmann, M. Köckinger, G. Glotz, T. Ciaglia, E. Slama, M. Zdravec, S. Pfanner, M. C. Maier, H. Gruber-Wöflner and C. Oliver Kappe, *React. Chem. Eng.*, 2017, **2**, 919–927.
- 188 M. Köckinger, T. Ciaglia, M. Bersier, P. Hanselmann, B. Gutmann and C. O. Kappe, *Green Chem.*, 2018, **20**, 108–112.
- 189 M. Köckinger, C. A. Hone, B. Gutmann, P. Hanselmann, M. Bersier, A. Torvisco and C. O. Kappe, *Org. Process Res. Dev.*, 2018, **22**, 1553–1563.
- 190 J. Burdon, P. L. Coe, I. B. Haslock and R. L. Powell, *Chem. Commun.*, 1996, 49–50.
- 191 K. K. Banger, A. K. Brisdon and A. Gupta, *Chem. Commun.*, 1997, 139–140.
- 192 S. Duric, B. M. Schmidt, N. M. Ninnemann, D. Lentz and C. C. Tzschucke, *Chem. – Eur. J.*, 2012, **18**, 437–441.
- 193 K. K. Banger and A. K. Brisdon, *J. Organomet. Chem.*, 1999, **582**, 301–309.
- 194 A. K. Brisdon, I. R. Crossley, R. G. Pritchard and G. Sadiq, *J. Organomet. Chem.*, 2007, **692**, 2125–2130.
- 195 N. A. Barnes, A. K. Brisdon, W. I. Cross, J. G. Fay, J. A. Greenall, R. G. Pritchard and J. Sherrington, *J. Organomet. Chem.*, 2000, **616**, 96–105.
- 196 P. L. Coe, J. Burdon and I. B. Haslock, *J. Fluorine Chem.*, 2000, **102**, 43–50.
- 197 J. Burdon, P. L. Coe, I. B. Haslock and R. L. Powell, *J. Fluorine Chem.*, 1997, **85**, 151–153.
- 198 K. K. Banger, R. P. Banham, A. K. Brisdon, W. I. Cross, G. Damant, S. Parsons, R. G. Pritchard and A. Sousa-Pedrares, *J. Chem. Soc., Dalton Trans.*, 1999, 427–434.
- 199 J. E. Phelps, S. B. Frawley and R. G. Peters, *Heteroat. Chem.*, 2009, **20**, 393–397.
- 200 K. Wu and Q.-Y. Chen, *Tetrahedron*, 2002, **58**, 4077–4084.
- 201 J. Burdon, P. L. Coe, I. B. Haslock and R. L. Powell, *J. Fluorine Chem.*, 1999, **99**, 127–131.
- 202 K. Nickisch, W. Elger, J. Cessac, N. Kesavaram, B. Das, R. Garfield, S.-Q. Shi, O. Amelkina and R. Meister, *Steroids*, 2013, **78**, 255–267.
- 203 N. A. Barnes, A. K. Brisdon, F. R.-W. Brown, W. I. Cross, I. R. Crossley, C. Fish, J. V. Morey, R. G. Pritchard and L. Sekhri, *New J. Chem.*, 2004, **28**, 828–837.
- 204 K. K. Banger, A. K. Brisdon, C. J. Herbert, H. A. Ghaba and I. S. Tidmarsh, *J. Fluorine Chem.*, 2009, **130**, 1117–1129.
- 205 G. DiMartino, M. B. Hursthouse, M. E. Light, J. M. Percy, N. S. Spencer and M. Tolley, *Org. Biomol. Chem.*, 2003, **1**, 4423–4434.
- 206 D. J. Brauer and G. Pawelke, *J. Organomet. Chem.*, 2000, **604**, 43–51.
- 207 K. Wu and Q.-Y. Chen, *J. Fluorine Chem.*, 2003, **122**, 171–174.
- 208 T. Okano, M. Chokai, M. Hiraishi, M. Yoshizawa, T. Kusukawa and M. Fujita, *Tetrahedron*, 2004, **60**, 4031–4035.
- 209 A. Raghavanpillai and D. J. Burton, *J. Org. Chem.*, 2004, **69**, 7083–7091.
- 210 K. Fuchibe, K. Shigeno, N. Zhao, H. Aihara, R. Akisaka, T. Morikawa, T. Fujita, K. Yamakawa, T. Shimada and J. Ichikawa, *J. Fluorine Chem.*, 2017, **203**, 173–184.



- 211 R. Anilkumar and D. J. Burton, *Tetrahedron Lett.*, 2002, **43**, 2731–2733.
- 212 H. Miyauchi, N. Kondo and N. Nagasaki, *US Pat.*, US2020017429, 2020.
- 213 P. V. Ramachandran and G. V. Reddy, *J. Fluorine Chem.*, 2008, **129**, 443–446.
- 214 C. Douvris, E. S. Stoyanov, F. S. Tham and C. A. Reed, *Chem. Commun.*, 2007, 1145–1147.
- 215 D. Yang, J. Zhao, Y. Zhao, Y. Lei, L. Cao, X.-J. Yang, M. Davi, N. de Sousa Amadeu, C. Janiak, Z. Zhang, Y.-Y. Wang and B. Wu, *Angew. Chem., Int. Ed.*, 2015, **54**, 8658–8661.
- 216 E. P.-F. Lee, J. M. Dyke and C. A. Mayhew, *J. Phys. Chem. A*, 1998, **102**, 8349–8354.
- 217 D. Chen, C. Ni, Y. Zhao, X. Cai, X. Li, P. Xiao and J. Hu, *Angew. Chem., Int. Ed.*, 2016, **55**, 12632–12636.
- 218 J. B. Geri, E. Y. Aguilera and N. K. Szymczak, *Chem. Commun.*, 2019, **55**, 5119–5122.
- 219 B. M. Kraft, R. J. Lachicotte and W. D. Jones, *J. Am. Chem. Soc.*, 2001, **123**, 10973–10979.
- 220 L. Maron, E. L. Werkema, L. Perrin, O. Eisenstein and R. A. Andersen, *J. Am. Chem. Soc.*, 2005, **127**, 279–292.
- 221 Y. Jiao, M. E. Evans, J. Morris, W. W. Brennessel and W. D. Jones, *J. Am. Chem. Soc.*, 2013, **135**, 6994–7004.
- 222 J. T. Lyon and L. Andrews, *Organometallics*, 2006, **25**, 1341–1343.
- 223 J. T. Lyon and L. Andrews, *Inorg. Chem.*, 2007, **46**, 4799–4808.
- 224 H.-G. Cho and L. Andrews, *Inorg. Chem.*, 2008, **47**, 1653–1662.
- 225 H.-G. Cho and L. Andrews, *Organometallics*, 2009, **28**, 1358–1368.
- 226 H.-G. Cho and L. Andrews, *Organometallics*, 2010, **29**, 2211–2222.
- 227 H.-G. Cho and L. Andrews, *Organometallics*, 2011, **30**, 477–486.
- 228 M. Ahrens, G. Scholz, T. Braun and E. Kemnitz, *Angew. Chem., Int. Ed.*, 2013, **52**, 5328–5332.
- 229 A. A. Kolomeitsev, A. A. Kadyrov, J. Szczepkowska-Sztolcman, M. Milewska, H. Koroniak, G. Bissky, J. A. Barten and G.-V. Röschenthaler, *Tetrahedron Lett.*, 2003, **44**, 8273–8277.
- 230 N. E. Shevchenko, V. G. Nenajdenko and G.-V. Röschenthaler, *J. Fluorine Chem.*, 2008, **129**, 390–396.
- 231 J. L. Butikofer, J. M. Hoerter, R. G. Peters and D. M. Roddick, *Organometallics*, 2004, **23**, 400–408.
- 232 Z. Luo, X. Yang and G. C. Tsui, *Org. Lett.*, 2020, **22**, 6155–6159.
- 233 M. Kefßler, S. Porath, H.-G. Stammler and B. Hoge, *Eur. J. Inorg. Chem.*, 2021, 907–913.
- 234 Y. Fujihira, K. Hirano, M. Ono, H. Mimura, T. Kagawa, D. M. Sedgwick, S. Fustero and N. Shibata, *J. Org. Chem.*, 2021, **86**, 5883–5893.
- 235 M. Ono, Y. Sumii, Y. Fujihira, T. Kagawa, H. Mimura and N. Shibata, *J. Org. Chem.*, 2021, **86**, 14044–14053.
- 236 A. Lishchynskiy and V. V. Grushin, *J. Am. Chem. Soc.*, 2013, **135**, 12584–12587.
- 237 I. Popov, S. Lindeman and O. Daugulis, *J. Am. Chem. Soc.*, 2011, **133**, 9286–9289.
- 238 X. Yang and G. C. Tsui, *Org. Lett.*, 2020, **22**, 4562–4567.
- 239 M. Niemann, B. Neumann, H.-G. Stammler and B. Hoge, *Angew. Chem., Int. Ed.*, 2019, **58**, 8938–8942.
- 240 S. Solyntjes, J. Bader, B. Neumann, H.-G. Stammler, N. Ignat'ev and B. Hoge, *Chem. – Eur. J.*, 2017, **23**, 1557–1567.
- 241 S. Pelzer, B. Neumann, H.-G. Stammler, N. Ignat'ev and B. Hoge, *Chem. – Eur. J.*, 2016, **22**, 4758–4763.
- 242 M. Wiesemann, J. Klösener, M. Niemann, B. Neumann, H.-G. Stammler and B. Hoge, *Chem. – Eur. J.*, 2017, **23**, 14476–14484.
- 243 L. A. Bischoff, J. Riefer, R. Wirthensohn, T. Bischof, R. Bertermann, N. V. Ignat'ev and M. Finze, *Chem. – Eur. J.*, 2020, **26**, 13615–13620.
- 244 J. R. Case and F. Nyman, *Nature*, 1962, **193**, 473.
- 245 H. C. Cowen, F. Riding, E. Warhurst, A. D. Buckingham, R. J.-W. Le Fèvre, G. D. Meakins, R. N. Haszeldine, J. Jander, G. R. Clemo, B. W. Fox, R. Raper, J. F.-W. McOmie, I. M. White, O. L. Brady, P. E. Halstead, A. G. Sharpe, G. W. Gray, B. Jones, J. Cast, T. S. Stevens, F. Bell, J. W. Cook, L. Hunter, R. M. Barrer, N. Mackenzie, D. MacLeod, C. C. Barker, F. D. Casson, G. F. Laws, W. Carruthers, E. S. Lane and C. Williams, *J. Chem. Soc.*, 1953, 4168–4188.
- 246 G. C. Demitras and A. G. MacDiarmid, *Inorg. Chem.*, 1964, **3**, 1198–1199.
- 247 H. Deubner and F. Kraus, *Inorganics*, 2017, **5**, 68.
- 248 R. Basta, B. G. Harvey, A. M. Arif and R. D. Ernst, *J. Am. Chem. Soc.*, 2005, **127**, 11924–11925.
- 249 B. G. Harvey, A. M. Arif, A. Glöckner and R. D. Ernst, *Organometallics*, 2007, **26**, 2872–2879.
- 250 P. Holze, B. Horn, C. Limberg, C. Matlachowski and S. Mebs, *Angew. Chem., Int. Ed.*, 2014, **53**, 2750–2753.
- 251 L. Zámotná, T. Braun and B. Braun, *Angew. Chem., Int. Ed.*, 2014, **53**, 2745–2749.
- 252 L. Zámotná and T. Braun, *Angew. Chem., Int. Ed.*, 2015, **54**, 10652–10656.
- 253 C. Berg, T. Braun, M. Ahrens, P. Wittwer and R. Herrmann, *Angew. Chem., Int. Ed.*, 2017, **56**, 4300–4304.
- 254 M. Wozniak, T. Braun, M. Ahrens, B. Braun-Cula, P. Wittwer, R. Herrmann and R. Laubenstein, *Organometallics*, 2018, **37**, 821–828.
- 255 D. Dirican, N. Pfister, M. Wozniak and T. Braun, *Chem. – Eur. J.*, 2020, **26**, 6945–6963.
- 256 F. Buß, C. Mück-Lichtenfeld, P. Mehlmann and F. Dielmann, *Angew. Chem., Int. Ed.*, 2018, **57**, 4951–4955.
- 257 M. Rueping, P. Nikolaienko, Y. Lebedev and A. Adams, *Green Chem.*, 2017, **19**, 2571–2575.
- 258 T. A. McTeague and T. F. Jamison, *Angew. Chem., Int. Ed.*, 2016, **55**, 15072–15075.
- 259 P. Tomar, T. Braun and E. Kemnitz, *Chem. Commun.*, 2018, **54**, 9753–9756.
- 260 D. Rombach and H.-A. Wagenknecht, *Angew. Chem., Int. Ed.*, 2020, **59**, 300–303.
- 261 D. Rombach and H.-A. Wagenknecht, *ChemCatChem*, 2018, **10**, 2955–2961.



- 262 S. Kim, Y. Khomutnyk, A. Bannykh and P. Nagorny, *Org. Lett.*, 2021, **23**, 190–194.
- 263 D. J. Sheldon and M. R. Crimmin, *Chem. Commun.*, 2021, **57**, 7096–7099.
- 264 M. P. Mitoraj, A. Michalak and T. Ziegler, *J. Chem. Theory Comput.*, 2009, **5**, 962–975.
- 265 Y. Ogiwara, S. Hosaka and N. Sakai, *Organometallics*, 2020, **39**, 856–861.
- 266 Y. Ogiwara and N. Sakai, *Angew. Chem., Int. Ed.*, 2020, **59**, 574–594.
- 267 J. A. Kalow and A. G. Doyle, *J. Am. Chem. Soc.*, 2010, **132**, 3268–3269.

