


 Cite this: *RSC Adv.*, 2024, 14, 29588

# Efficient synthesis of amides from secondary alcohols and CH<sub>3</sub>CN promoted by Fe(NO<sub>3</sub>)<sub>3</sub>·9H<sub>2</sub>O†

 Han Li,<sup>‡a</sup> Xiaodan Wang,<sup>‡ac</sup> Wenhao Li,<sup>‡a</sup> Xinmei Wang,<sup>a</sup> Ruijing Cheng,<sup>a</sup> Danfeng He,<sup>\*a</sup> Huanjun Xu,<sup>ib</sup> \*a Yiyi Li<sup>\*b</sup> and Jinhui Wang<sup>ac</sup>

The Ritter reaction is the most attractive method for synthesizing amides, and various acids have been used to promote this reaction. Compared to these acids, Fe(NO<sub>3</sub>)<sub>3</sub>·9H<sub>2</sub>O is less toxic and costly, and it shows relatively high Lewis acidity and great catalytic activity. In this study, a simple and efficient protocol involving Fe(NO<sub>3</sub>)<sub>3</sub>·9H<sub>2</sub>O as an additive for the synthesis of amides was developed. Various secondary alcohols could be reacted with CH<sub>3</sub>CN to obtain their corresponding products, with CH<sub>3</sub>CN being used as a reactant and solvent. This protocol was found to be applicable to a wide range of alcohols and nitrile substrates. In general, it was found that substrates containing electron-donating-groups offered the corresponding amides in good to excellent yields, while those with electron-withdrawing groups offered low to moderate yields. Meanwhile, this approach was scalable to the gram level, offering an attractive opportunity for further application in organic synthesis.

 Received 6th June 2024  
 Accepted 26th August 2024

DOI: 10.1039/d4ra04146a

[rsc.li/rsc-advances](https://rsc.li/rsc-advances)

## Introduction

The amide group is an important functional group in medicinal and synthetic chemistry. It is used as a functional molecule in bioactive natural products, clinical drugs, organic catalysts, DNA damage probes, and macromolecules.<sup>1</sup> The conventional protocol to form amide bonds involves acylation of amines by various species such as carboxylic acids, acid chlorides, and anhydrides.<sup>2</sup> There are alternative protocols to prepare amides, such as the Schmidt reaction,<sup>3</sup> Schotten–Baumann reaction,<sup>4</sup> Ugi reaction<sup>5</sup> and Ritter reaction.<sup>6</sup> Among these, the Ritter reaction is the most attractive method and involves the reaction of a nitrile with an alcohol or olefin promoted by a strong acid, like sulfuric acid.<sup>7</sup> The major drawback of the traditional Ritter reaction is that it is promoted under harsh conditions with a strong Brønsted acid or a Lewis acid, which results in a narrow substrate scope and side reactions. To avoid the need of using a strong mineral acid, various homogeneous and heterogeneous catalysts have been developed.<sup>8</sup> A variety of acidic reagents have been developed for the Ritter reaction from secondary alcohols, such as FeCl<sub>3</sub>/AgSbF<sub>6</sub>,<sup>8a</sup> Ca(OTf)<sub>2</sub>/Bu<sub>4</sub>-NPF<sub>6</sub>,<sup>8b</sup> BiBr<sub>3</sub>,<sup>8c</sup> zirconium perfluorooctanesulfonate,<sup>8d</sup> FeClO<sub>4</sub>/

SiO<sub>2</sub>,<sup>8e</sup> γ-Fe<sub>2</sub>O<sub>3</sub>@SiO<sub>2</sub>-HClO<sub>4</sub>,<sup>8f</sup> 2,4-dinitrobenzenesulfonic acid,<sup>8g</sup> tropylium,<sup>8h</sup> MWCNT-CSP,<sup>8i</sup> Amberlyst®-15(H),<sup>8j</sup> TfOH,<sup>8k</sup> I<sub>2</sub>,<sup>8l</sup> and PMA-SiO<sub>2</sub> (ref. 8m) (Table 1). However, many of these catalysts suffer from at least one of the following or other issues: being corrosive, moisture-sensitive, flammable, expensive, complex to use, and difficult to prepare; requiring extended reaction times; and yielding competing side reactions.

Recently, iron catalysis has been considered as an alternative not only because of its lower toxicity and cost compared to other metals but also because its useful properties that have been utilized in many transformations.<sup>9</sup> Iron-catalyzed C–C,<sup>10</sup> C–N<sup>11</sup> and C–O<sup>12</sup> bond-forming reactions have recently been developed. In 2009, Sébastien Reymond reported that FeCl<sub>3</sub>·6H<sub>2</sub>O (10 mmol%) could catalyze the reaction of alcohol with nitrile to form amide in a sealed tube at 150 °C with H<sub>2</sub>O (2 equiv.).<sup>13</sup> In 2012, Basavaprabhu and Sureshbabu described the reaction of cyanamide with alcohol catalyzed by FeCl<sub>3</sub> (30 mol%) in dichloromethane.<sup>14</sup> Further, an efficient and mild methodology was reported for the synthesis of amides through the reaction of nitriles with esters catalyzed by Fe(ClO<sub>4</sub>)<sub>3</sub>·H<sub>2</sub>O.<sup>15</sup>

Fe(NO<sub>3</sub>)<sub>3</sub>·9H<sub>2</sub>O, in particular, displays several advantageous features. It shows relatively high Lewis acidity and great catalytic activity, and it is an inexpensive, non-toxic and readily available inorganic oxidant; it has been used as an efficient oxidant,<sup>16</sup> nitro source<sup>17</sup> and catalyst in cross-coupling reactions.<sup>18</sup> Meanwhile, in 2009, Jonathan M. J. Williams reported that Fe(NO<sub>3</sub>)<sub>3</sub>·9H<sub>2</sub>O could catalyze the formation of amides *via* the addition of amines to nitriles.<sup>19</sup> Thus, we proposed that Fe(NO<sub>3</sub>)<sub>3</sub>·9H<sub>2</sub>O might have the potential to induce the Ritter reaction for alcohols and nitriles. Compared with the previous reports of reactions with other additives, this study shows that

<sup>a</sup>School of Science, Qiongtai Normal University, Haikou, 571127, China. E-mail: [hedanfeng@mail.qtnu.edu.cn](mailto:hedanfeng@mail.qtnu.edu.cn); 15798946232@163.com

<sup>b</sup>College of Basic Medicine and Life Sciences, Hainan Medical University, Haikou, China. E-mail: [liyiyi\\_hy@163.com](mailto:liyiyi_hy@163.com)
<sup>c</sup>Department of Medicinal Chemistry and Natural Medicine Chemistry, College of Pharmacy, Harbin Medical University, Harbin, China

 † Electronic supplementary information (ESI) available. See DOI: <https://doi.org/10.1039/d4ra04146a>

‡ These authors have contributed equally to this work and share first authorship.



Table 1 Reaction conditions in previous reports on 1-phenylpropanol with CH<sub>3</sub>CN

| Entry | Additive  | Reaction conditions  | Yield/% | Reference |
|-------|---|--|---------|-----------|
| 1     | FeCl <sub>3</sub> (25 mol%), AgSbF <sub>6</sub> (75 mol%)   | DCE, 100 °C  | 87      | 8a        |
| 2     | Ca(OTf) <sub>2</sub> (5 mol%), Bu <sub>4</sub> NPF <sub>6</sub> (5 mol%)  | 5 min, MW, 120 °C  | 94      | 8b        |
| 3     | BiBr <sub>3</sub> (10 mol%)   | H <sub>2</sub> O (30 μL mmol <sup>-1</sup> ), 48 h, 120 °C | 86      | 8c        |
| 4     | Bis(pentamethylcyclopentadienyl) zirconium-perfluorooctanesulfonate (5 mol%)  | Solvent-free or DCE, 6 h, 80 °C                            | 88      | 8d        |
| 5     | γ-Fe <sub>2</sub> O <sub>3</sub> @SiO <sub>2</sub> -HClO <sub>4</sub> (12.5 mmol%), and 2.5 mol% of HClO <sub>4</sub> | 4 h, RT  | 96      | 8e        |
| 6     | SiO <sub>2</sub> -supported FeClO <sub>4</sub> (100 mol%)   | 5 min, 100 °C  | 95      | 8f        |
| 7     | 2,4-Dinitrobenzenesulfonic acid (10 mol%)   | 14 h, 80 °C  | 82      | 8g        |
| 8     | Tropylium (10 mol%)   | Water, 150 °C, MW  | 92      | 8h        |
| 9     | MWCNT-CSP (50 mg)   | 24 h, 100 °C   | 75      | 8i        |
| 10    | Amberlyst®-15(H) (5 g)  | 4.5 h, 80 °C   | 88      | 8j        |
| 11    | TfOH (20 mol%), SDS (10 mol%)   | Water, 200 °C, 5 h   | 82      | 8k        |
| 12    | I <sub>2</sub> (20%)  | H <sub>2</sub> O (2 eq.), 110 °C, 4 h                      | 85      | 8l        |
| 13    | Phosphomolybdic acid-SiO <sub>2</sub> (0.5 mol%)  | 70 °C, 5.5 h   | 86      | 8m        |
| 14    | Fe(NO <sub>3</sub> ) <sub>3</sub> ·9H <sub>2</sub> O (100 mol%)   | 3 h, 80 °C   | 98.8    | This work |

the synthesis of amides from secondary alcohols and CH<sub>3</sub>CN proceeded at a relatively low temperature (80 °C) and short time (3 h) with Fe(NO<sub>3</sub>)<sub>3</sub>·9H<sub>2</sub>O as the additive, giving the corresponding products in high to excellent yields for substrates containing electron-donating groups and low to moderate yields for substrates containing electron-withdrawing groups. In addition, this protocol was readily scaled up to 0.5 grams without loss in its efficiency.

## Results and discussion

In our initial studies, we chose to compare the performances of various loadings of Fe(NO<sub>3</sub>)<sub>3</sub>·9H<sub>2</sub>O for the reaction of 1-phenylethanol (0.5 mmol) in 3 mL CH<sub>3</sub>CN. Amide was formed in 89.4%, 98.8%, and 94.6% GC yield for catalyst loading of, respectively, 0.375 mmol, 0.5 mmol and 0.625 mmol at 80 °C with a reaction time of 3 h (Table 2, entries 1–3). That is, loading too much or too little catalyst resulted in a lower yield of product (Tables 2 and S1†). Then we modified the reaction temperature; compared to that at 80 °C, a sharply lower yield occurred at 65 °C. We also tested other ferric salts; FeBr<sub>3</sub> offered a low yield and FeCl<sub>3</sub> offered a similar level of catalytic activity as did Fe(NO<sub>3</sub>)<sub>3</sub>·9H<sub>2</sub>O (Table 2, entries 7–8). Other types of metallic nitrates were also tested. Some other nitrates could convert 1-phenylethanol to amide. For example, when using Cr(NO<sub>3</sub>)<sub>3</sub>·9H<sub>2</sub>O as the additive, amide was produced but with a yield of 69.2%, which is lower than the yield obtained when Fe(NO<sub>3</sub>)<sub>3</sub>·9H<sub>2</sub>O is used as the additive (Table 2, entry 9). Similarly, Ce(NO<sub>3</sub>)<sub>3</sub>·6H<sub>2</sub>O and Cu(NO<sub>3</sub>)<sub>3</sub>·2.5H<sub>2</sub>O successfully converted the 1-phenylethanol to amide but their catalytic performance was significantly decreased (Table 2, entries 10, 12). Co(NO<sub>3</sub>)<sub>3</sub>·6H<sub>2</sub>O and Cd(NO<sub>3</sub>)<sub>3</sub>·9H<sub>2</sub>O showed no catalytic activity (Table 2, entries 11, 13). The order of activity of the different tested nitrates was Fe(NO<sub>3</sub>)<sub>3</sub>·9H<sub>2</sub>O > Cr(NO<sub>3</sub>)<sub>3</sub>·9H<sub>2</sub>O > Ce(NO<sub>3</sub>)<sub>3</sub>·6H<sub>2</sub>O > Cu(NO<sub>3</sub>)<sub>3</sub>·2.5H<sub>2</sub>O > Co(NO<sub>3</sub>)<sub>3</sub>·6H<sub>2</sub>O ≈ Cd(NO<sub>3</sub>)<sub>3</sub>·9H<sub>2</sub>O. We tested the reaction under either an O<sub>2</sub> or N<sub>2</sub> atmosphere; it proceeded smoothly in each case (Table 2, entries 14–15). Overall, Fe(NO<sub>3</sub>)<sub>3</sub>·9H<sub>2</sub>O was found to be the best additive, and the best reaction conditions involved carrying out

the reaction at 80 °C for 3 h with 100 mol% Fe(NO<sub>3</sub>)<sub>3</sub>·9H<sub>2</sub>O in open air.

With the standard conditions in hand, we then turned our attention to expanding the scope of this protocol, initially investigating the reaction of various types of secondary alcohols with CH<sub>3</sub>CN. In general, it was found 1-phenylethanol, having an electron-donating group, offered the corresponding amides in good to excellent yields, while having an electron-withdrawing group offered low to moderate yields.

Analogues with different lengths of the alkyl group at the β-position of the methyl group were successfully transformed to the corresponding products with good to excellent yields (Table 3, entries 1–3). The results also showed that the length of

Table 2 Optimization of reaction conditions<sup>a</sup>

| Entry | Catalyst (mmol)  | T/°C      | Time (h)   | Yield (%)                    |
|-------|--|-----------|------------|------------------------------|
| 1     | Fe(NO <sub>3</sub> ) <sub>3</sub> ·9H <sub>2</sub> O(0.375)  | 80        | 3 h        | 89.4                         |
| 2     | <b>Fe(NO<sub>3</sub>)<sub>3</sub>·9H<sub>2</sub>O (0.5)</b>  | <b>80</b> | <b>3 h</b> | <b>98.8/96.2<sup>b</sup></b> |
| 3     | Fe(NO <sub>3</sub> ) <sub>3</sub> ·9H <sub>2</sub> O (0.625) | 80        | 3 h        | 94.6                         |
| 4     | Fe(NO <sub>3</sub> ) <sub>3</sub> ·9H <sub>2</sub> O (0.5)   | 65        | 3 h        | 71.9                         |
| 5     | Fe(NO <sub>3</sub> ) <sub>3</sub> ·9H <sub>2</sub> O (0.5)   | 80        | 2h         | 81.7                         |
| 6     | Fe(NO <sub>3</sub> ) <sub>3</sub> ·9H <sub>2</sub> O(0.5)    | 80        | 4 h        | 95.3                         |
| 7     | FeBr <sub>3</sub> (0.5)                                      | 80        | 3 h        | 74.7                         |
| 8     | FeCl <sub>3</sub> (0.5)                                      | 80        | 3 h        | 98.3                         |
| 9     | Cr(NO <sub>3</sub> ) <sub>3</sub> ·9H <sub>2</sub> O (0.5)   | 80        | 3 h        | 69.2                         |
| 10    | Ce(NO <sub>3</sub> ) <sub>3</sub> ·6H <sub>2</sub> O (0.5)   | 80        | 3 h        | 39.7                         |
| 11    | Co(NO <sub>3</sub> ) <sub>3</sub> ·6H <sub>2</sub> O (0.5)   | 80        | 3 h        | NR                           |
| 12    | Cu(NO <sub>3</sub> ) <sub>3</sub> ·2.5H <sub>2</sub> O (0.5) | 80        | 3 h        | 19.1                         |
| 13    | Cd(NO <sub>3</sub> ) <sub>3</sub> ·9H <sub>2</sub> O (0.5)   | 80        | 3 h        | NR                           |
| 14    | Fe(NO <sub>3</sub> ) <sub>3</sub> ·9H <sub>2</sub> O(0.5)    | 80        | 3h         | 93.5 <sup>c</sup>            |
| 15    | Fe(NO <sub>3</sub> ) <sub>3</sub> ·9H <sub>2</sub> O (0.5)   | 80        | 3 h        | 94.3 <sup>d</sup>            |

<sup>a</sup> Conditions: substrate (0.5 mmol), CH<sub>3</sub>CN (3 mL), GC yield. <sup>b</sup> Isolated yield. <sup>c</sup> Under O<sub>2</sub>. <sup>d</sup> Under N<sub>2</sub>.

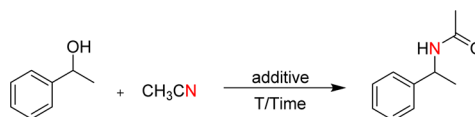


Table 3 Ritter reaction of various secondary alcohols with CH<sub>3</sub>CN using Fe(NO<sub>3</sub>)<sub>3</sub>·9H<sub>2</sub>O as an additive<sup>a</sup>





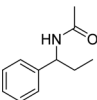
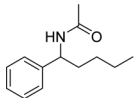






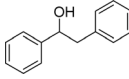
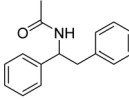
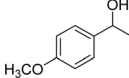
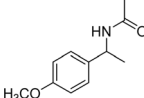

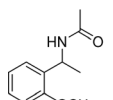
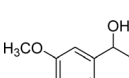
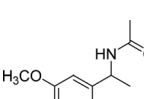
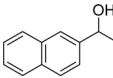
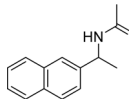


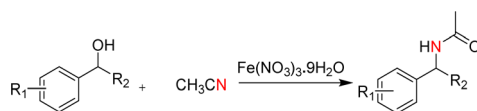
| Entry | Substrate   | Product/yield  |
|-------|---|--|
|       |   |  |
| 1     |    |  96.2%                      |
| 2     |    |  95.1%                      |
| 3     |    |  93.5%                      |
| 4     |    |  85.7%                      |
| 5     |    |  87.5%                      |
| 6     |   |  77.1%                     |
| 7     |  |  43.1%                    |
| 8     |  |  86.5%/96.5% <sup>b</sup> |
| 9     |  |  81.6%/85.6% <sup>b</sup> |
| 10    |  |  67.2%/83.4% <sup>b</sup> |
| 11    |  |  97.3%                    |
| 12    |  |  90.2%                    |



Table 3 (Contd.)



| Entry | Substrate | Product/yield                |
|-------|-----------|------------------------------|
| 13    |           | <br>95.6%                    |
| 14    |           | <br>97.1%                    |
| 15    |           | <br>93.7%                    |
| 16    |           | <br>95.2%                    |
| 17    |           | <br>61.3%                    |
| 18    |           | <br><1%                      |
| 19    |           | <br>90.1%                    |
| 20    |           | <br>49.2%/88.7% <sup>b</sup> |
| 21    |           | <br>76.4%                    |
| 22    |           | <br>51.0%                    |
| 23    |           | <br>17.4%                    |
| 24    |           | <br>94.6% <sup>c</sup>       |

<sup>a</sup> Conditions: substrate (0.5 mmol), Fe(NO<sub>3</sub>)<sub>3</sub>·9H<sub>2</sub>O (0.5 mmol), CH<sub>3</sub>CN (3 mL), 80 °C, 3 h, isolated yield. <sup>b</sup> 65 °C, GC yield. <sup>c</sup> Substrate (4.1 mmol), Fe(NO<sub>3</sub>)<sub>3</sub>·9H<sub>2</sub>O (4.1 mol), CH<sub>3</sub>CN (15 mL), 80 °C, 3 h, isolated yield.



alkyl group did not show any obvious effect on the reaction: that is, when increasing the alkyl-group length, the yield of corresponding product did not show an apparent decrease (Table 3, entries 1–3). 1,2,3,4-Tetrahydronaphthalen-1-ol, *i.e.*, the substrate with a cyclic substituent, offered an 85.7% yield of the desired product (Table 3, entry 4).

Meanwhile, steric hindrance did apparently affect the reaction: 2-methyl-1-phenylpropanol, with a sterically hindering group, was transformed into the desired product in a relatively low yield (87.5%, Table 3, entry 5); the yield when using 2-phenyl-2-propanol was even lower (77.1%, Table 3, entry 6) due to an even stronger steric hindrance effect. For the analogue with another type of substituent at the position  $\beta$  to the methyl group, the  $\text{Fe}(\text{NO}_3)_3 \cdot 9\text{H}_2\text{O}$ -catalyzed Ritter reaction led to the expected amide in low yield (Table 3, entry 7).

Our results show that reactions with secondary alcohols having strongly electron-donating groups should be carried out at a lower temperature. We observed relatively low product yields when reacting 1-(4-methoxyphenyl) ethanol, 1-(3-methoxyphenyl) ethanol, and 1-(2-methoxyphenyl) ethanol as substrates under the standard conditions (Table 3, entries 8–10), with some unwanted side reactions having occurred. When this transformation was carried out at 65 °C, the desired product was obtained in a satisfactory yield (Table S2†). This result was similar to that for one-pot synthesis of amides catalyzed by  $\text{Zn}(\text{ClO}_4)_2 \cdot 6\text{H}_2\text{O}$ .<sup>20</sup> For the substrates substituted with aromatic groups, the yields of the desired amides were more than 90%. The substrates 1-(2-naphthyl) ethanol, 1-(1-naphthyl) ethanol and 1-(4-biphenyl) ethanol were converted to their corresponding products with high yields of 97.3%, 90.2% and 95.6%, respectively (Table 3, entries 11–13). The improved reactivities for these substrates may be attributed to the electron-donating effect of the phenyl group linked to the aryl ring.

Reactions of the substrates each with a weakly electron-donating group on the phenyl ring also gave the corresponding products in excellent yields (Table 3, entries 14–16). The results of  $-\text{OCH}_3-$  and  $-\text{CH}_3-$  substituted substrates (Table 3, entries 9 and 15) show that the substituted group in the adjacent position might have decreased the reactivity to some extent, owing to the steric hindrance effect.

For the two tested electron-withdrawing-group-containing substrates, markedly decreased yields of the desired products were observed; a lower yield was noted for the more strongly electron-withdrawing group (Table 3, entries 17–18), which is attributed to the reduction of electron density on the reactive site of the substrate.

We further tested this protocol with diaryl secondary alcohols, and a similar trend as above was observed: the substrates each with an electron-donating group offered the corresponding amides in good to excellent yields, while the electron-withdrawing group offered low to moderate yields. As shown in Table 3, the diaryl secondary alcohol 1,1-diphenylmethanol could be transformed to the amide in a high yield (90.1%). The product yield for the diaryl secondary alcohol with a methoxyl group on one side of the substrate was also high when using a lower reaction temperature (Table 3, entry 19). Meanwhile,

moderate product yields were found when using a substrate with a weakly electron-withdrawing group ( $-\text{Cl}$ ) on one side and when with this group was on both sides (Table 3, entries 21–22). However, for the strongly electron-withdrawing group ( $-\text{CF}_3$ ), the according product was offered in a low yield (Table 3, entry 23, 17.4%). Furthermore, we checked whether this approach could be scaled up to a gram scale: a 94.6% isolated yield of corresponding amide was easily prepared in one batch from 0.5 g of 1-phenylethanol when using  $\text{Fe}(\text{NO}_3)_3 \cdot 9\text{H}_2\text{O}$  as an additive under standard conditions.

Encouraged by the developed protocol for synthesizing amides from various secondary alcohols with  $\text{CH}_3\text{CN}$ , the scope of the reaction was extended to other types of liquid nitriles. The results, summarized in Table 4, showed that this protocol is suitable to other types of liquid nitriles. Specifically, we initiated this aspect of our study by performing the catalytic acetylation of the representative substrate, 1-phenylethanol, using five liquid nitriles as the solvent and reactant. A good range of functional groups was tolerated in this reaction protocol, including a double bond between carbons (Table 4, entry 1), halide (Table 4, entry 4) and ether bond (Table 4, entry 5). Meanwhile, a nitrile substrate containing an N-heterocyclic system, namely pyridine, did not survive our reaction conditions, giving the hydrolysis product to some extent (picolinamide).

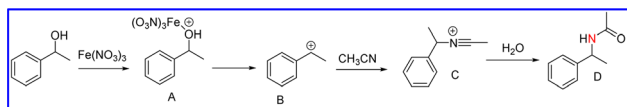
Based on our results, a possible albeit speculative mechanism for the formation of the amides was derived and is shown in Scheme 1. According to this mechanism, 1-phenylethanol can be polarized by  $\text{Fe}(\text{NO}_3)_3$  to generate the benzylic

**Table 4** Ritter reaction of 1-phenylethanol with various nitriles using  $\text{Fe}(\text{NO}_3)_3 \cdot 9\text{H}_2\text{O}$  as an additive<sup>a</sup>

| Entry | Nitrile | Product/yield |
|-------|---------|---------------|
| 1     |         | 91.0%         |
| 2     |         | 96.0%         |
| 3     |         | NR            |
| 4     |         | 93.4%         |
| 5     |         | 92.6%         |

<sup>a</sup> Conditions: substrate (0.5 mmol),  $\text{Fe}(\text{NO}_3)_3 \cdot 9\text{H}_2\text{O}$  (0.5 mmol.), nitrile (3 mL), 80 °C, 3 h, isolated yield.





Scheme 1 Possible mechanism for the formation of the amides.

carbocation B. Then, B would be trapped by MeCN to produce intermediate C, which would further hydrolyse to the amide with H<sub>2</sub>O.

## Conclusions

We developed an efficient, green and convenient protocol for synthesizing amides from secondary alcohols using Fe(NO<sub>3</sub>)<sub>3</sub>·9H<sub>2</sub>O as the mediator, with CH<sub>3</sub>CN as the N-source and solvent. In this process, various alcohols were successfully reacted with CH<sub>3</sub>CN to form the corresponding products. Here, substrates with electron-donating group offered the corresponding amides in good to excellent yields, while those with electron-withdrawing groups offered low to moderate yields. Additionally, the reaction proceeded smoothly when other types of liquid nitriles were used as the solvent and reactant. More importantly, this protocol is also applicable to gram-scale synthesis. We are hopeful that this methodology will be very useful in works involving organic synthesis in general and the Ritter reaction specifically.

## Data availability

The author confirm that the data supporting the findings of this study are available within the article [and/or] its ESI.†

## Author contributions

Conceptualization, Huanjun Xu and Yiyang Li; methodology, Han Li, Xiaodan Wang, and Wenhao Li; formal analysis, Xinmei Wang and Danfeng He; investigation, Han Li, Xiaodan Wang, and Wenhao Li; resources, Yiyang Li, Huanjun Xu and Jinhui Wang; writing – original draft preparation, Xiaodan Wang and Ruijing Cheng; writing – review and editing, Huanjun Xu and Jinhui Wang; supervision, Yiyang Li and Huanjun Xu; project administration, Huanjun Xu; funding acquisition, Yiyang Li, Huanjun Xu, Jinhui Wang and Ruijing Cheng. All authors have read and agreed to the published version of the manuscript.

## Conflicts of interest

There are no conflicts to declare.

## Acknowledgements

This work was supported by National Natural Science Foundation of China (22165009), the Hainan Provincial Natural Science Foundation of China (821QN260, 521MS0786), the Project of Hainan Association for Science and Technology of Youth Science and Talents (QCXM202023), National Science and

Technology Major Project of the Ministry of Science and Technology of China (2018ZX09735005), and the Scientific Research Project of Qiongtai Normal University (qtnb202101, qtnb202104).

## Notes and references

- (a) M. R. Petchey and G. Grogan, *Adv. Synth. Catal.*, 2019, **361**, 389; (b) C. L. Feng, G.-B. Yin, B. Yan, J. Q. Chen and M. Ji, *Chem. Pap.*, 2019, **73**, 345; (c) A. S. Santos, A. M. S. Silva and M. M. B. Marques, *Eur. J. Org. Chem.*, 2020, **17**, 2501.
- E. Valeur and M. Bradley, *Chem. Soc. Rev.*, 2009, **38**, 606.
- (a) T. Ribelin, C. E. Katz, D. G. English, S. Smith, A. K. Manukyan, V. W. Day, B. Neuenswander, J. L. Poutsma and J. Aube, *Angew. Chem., Int. Ed.*, 2008, **47**, 6233; (b) S. Lang and J. A. Murphy, *Chem. Soc. Rev.*, 2006, **35**, 146.
- (a) E. Saxo and C. Z. Bertozzi, *Science*, 2000, **287**, 2007; (b) Y. G. Gololobov and L. F. Kasukhin, *Tetrahedron*, 1992, **48**, 1353.
- (a) R. Wamser, X. Zhang, B. Kuroepka, C. Arkona and J. Rademann, *Chem. Eur. J.*, 2024, **30**, e202303940; (b) Q. Feng, J. Zhu, M. Wang and S. Tong, *Org. Lett.*, 2020, **22**, 483; (c) L. Zeng, H. Sajiki and S. Cui, *Org. Lett.*, 2019, **21**, 5269.
- D. Jiang, T. He, L. Ma and Z. Y. Wang, *RSC Adv.*, 2014, **4**, 64936.
- (a) K. V. Emelen, T. De Wit, G. J. Hoornaert and F. Compennolle, *Org. Lett.*, 2000, **2**, 3083; (b) F. Maertens, A. Van den Bogaert, F. Compennolle and G. J. Hoornaert, *Eur. J. Org. Chem.*, 2004, **22**, 4648.
- (a) L. R. Jefferies and S. P. Cook, *Tetrahedron*, 2014, **70**, 4204; (b) S. Yaragorla, G. Singh, P. L. Saini and M. K. Reddy, *Tetrahedron Lett.*, 2014, **55**, 4657; (c) M. Ueno, R. Kusaka, S. D. Ohmura and N. Miyoshi, *Eur. J. Org. Chem.*, 2019, **8**, 1796; (d) S. Khaksar, E. Fattahi and E. Fattahi, *Tetrahedron Lett.*, 2011, **52**, 5943; (e) P. Salehi and A. R. Motlagh, *Synth. Commun.*, 2000, **30**, 671; (f) L. Mamani, A. Heydari and M. Sheykhan, *Appl. Catal., A*, 2010, **384**, 122; (g) R. Sanz, A. Martínez, V. Guilarte, J. M. Álvarez-Gutiérrez and F. Rodríguez, *Eur. J. Org. Chem.*, 2007, **28**, 4642; (h) S. H. Doan, M. A. Hussein and T. V. Nguyen, *Chem. Commun.*, 2021, **57**, 8901; (i) J. R. Pereira, M. C. Corvo, A. F. Peixoto, A. Aguiar-Ricardo and M. M. B. Marques, *ChemCatChem*, 2023, **15**, e202201318; (j) S. Nandy, A. K. Das and S. Bhar, *Synth. Commun.*, 2020, **50**, 3326; (k) S. Jiang, Z. Wang, Z. Jiang, J. Li, S. Zhou and L. Pu, *Lett. Org. Chem.*, 2012, **9**, 24; (l) P. Theerthagiri, A. Lalitha and P. N. Arunachalam, *Tetrahedron Lett.*, 2010, **51**, 2813; (m) J. S. Yadav, B. V. Subba Reddy, T. Pandurangam, Y. Jayasudan Reddy and M. K. Gupta, *Catal. Commun.*, 2008, **9**, 1297.
- S. Rana, J. Biswas, S. Paul, A. a Paik and D. Maiti, *Chem. Soc. Rev.*, 2021, **50**, 243.
- S. Xiang, L. Zhang and N. Jiao, *Chem. Commun.*, 2009, **45**, 6487.
- R. Singh, E. Sathish, A. K. Gupta and S. Goyal, *Tetrahedron*, 2021, **100**, 132474.



- 12 P. Niharika, B. V. Ramulu and G. Satyanarayana, *Org. Biomol. Chem.*, 2014, **12**, 4347.
- 13 B. Anxionnat, A. Guérinot, S. Reymond and J. Cossy, *Tetrahedron Lett.*, 2011, **52**, 5943.
- 14 H. Basavaprabhu and V. V. Sureshbabu, *Org. Biomol. Chem.*, 2012, **10**, 2528.
- 15 M. Ji, C. Feng, B. Yan, G. Yin and J. Chen, *Synlett*, 2018, **29**, 2257.
- 16 (a) K. Monir, A. K. Bagdi, M. Ghosh and A. Hajra, *Org. Lett.*, 2014, **16**, 4630; (b) S. Xu, J. Wu, P. Huang and C. Lao, *Front. Chem.*, 2020, **8**, 151.
- 17 (a) C. Matt, F. Kölblin and J. Streuff, *Org. Lett.*, 2019, **21**, 6909; (b) Y. Zheng, Q. Hu, Q. Huang and Y. Xie, *Org. Lett.*, 2024, **26**, 3316; (c) Y. Gao, Y. Mao, B. Zhang, Y. Zhan and Y. Huo, *Org. Biomol. Chem.*, 2018, **16**, 3881.
- 18 (a) S. Qin, Y. Luo, Y. Sun, L. Tian, S. Jiang, J. Yan and G. Yang, *Tetrahedron Lett.*, 2019, **43**, 152267; (b) Z. Zhang, Y. Ma, S. Dai, L. Li, Y. Zhang and H. Li, *Tetrahedron Lett.*, 2020, **21**, 151885.
- 19 C. L. Allen, A. A. Lapkin and J. M. J. Williams, *Tetrahedron Lett.*, 2009, **50**, 4262.
- 20 C. Feng, B. Yan, W. Yao, J. Chen and M. Ji, *ChemistrySelect*, 2018, **3**, 11775.

