


 Cite this: *RSC Adv.*, 2022, 12, 3755

# Stability and fundamental properties of $\text{Cu}_x\text{O}_{1-x}$ as optoelectronic functional materials

 Wei-Tao Fan,<sup>ab</sup> Zong-Yan Zhao <sup>\*c</sup> and Hong-Lie Shen<sup>\*a</sup>

Binary  $\text{Cu}_x\text{O}_{1-x}$  compounds have some advantages as optoelectronic functional materials, but their further development has encountered some bottlenecks, such as inaccurate bandgap values and slow improvement of photoelectric conversion efficiency. In this work, all possible stoichiometric ratios and crystal structures of binary  $\text{Cu}_x\text{O}_{1-x}$  compounds were comprehensively analyzed based on a high-throughput computing database. Stable and metastable phases with different stoichiometric ratios were obtained. Their stability in different chemical environments was further analyzed according to the component phase diagram and chemical potential phase diagram. The calculation results show that  $\text{Cu}$ ,  $\text{Cu}_2\text{O}$  and  $\text{CuO}$  have obvious advantages in thermodynamics. The comparison and analysis of crystal microstructure show that the stable phase of  $\text{Cu}_x\text{O}_{1-x}$  compounds contains the following two motifs: planar square with  $\text{Cu}$  atoms as the center and four  $\text{O}$  atoms as the vertices; regular tetrahedron with  $\text{O}$  atoms as the center and four  $\text{Cu}$  atoms as the vertices. In different stoichiometric ratio regions, the electron transfer and interaction modes between  $\text{Cu}$  and  $\text{O}$  atoms are different. This effect causes energy differences between bonding and antibonding states, resulting in the different conductivity of binary  $\text{Cu}_x\text{O}_{1-x}$  compounds: semi-metallic ferromagnetic, semiconducting, and metallicity. This is the root of the inconsistent and inaccurate bandgap values of  $\text{Cu}_x\text{O}_{1-x}$  compounds. These compositional, structural, and property variations provide greater freedom and scope for the development of binary  $\text{Cu}_x\text{O}_{1-x}$  compounds as optoelectronic functional materials.

 Received 15th December 2021  
 Accepted 22nd January 2022

DOI: 10.1039/d1ra09068b

[rsc.li/rsc-advances](http://rsc.li/rsc-advances)

## 1. Introduction

The key to the development of solar energy application technology lies in the development of efficient, broad-spectrum response, inexpensive and stable optoelectronic functional materials. Although traditional semiconductor oxide materials (such as  $\text{Si}$ ,  $\text{TiO}_2$ ,  $\text{ZnO}$ ,  $\text{Fe}_2\text{O}_3$ , *etc.*) have the advantages of abundant raw materials, high chemical stability, and environmental friendliness, *etc.*, because most of them are wide bandgap semiconductors, such optoelectronic functional materials can only exhibit good optoelectronic conversion performance under UV excitation. In addition, due to the high recombination rate of photo-generated electron-hole pairs in the transport process, resulting in their low final quantum conversion efficiency. To improve the solar energy conversion efficiency of conventional oxide materials, researchers have tried to expand the spectral response range and suppress the photo-generated electron-hole recombination using material modification (*e.g.*, ion doping, hetero-structure constructing,

solid-solution design, *etc.*). In addition to material modification, the development of novel optoelectronic functional materials is also an essential solution. At present, novel optoelectronic functional materials that have been widely studied and researched include multi-metal oxides/nitrides/sulfides, layered compounds, and low-dimensional nanomaterials. However, due to the lack of sufficient and necessary theoretical guidance and reliable scientific data support, the progress of exploration work in this direction is not entirely satisfactory.

In recent years, copper-based chalcogenide semiconductors have become a hot spot for research on new energy conversion materials due to their non-toxic, abundant in the earth's crust and environmentally friendly advantages, and have been widely developed and researched in solar cells, photocatalysis, lithium-ion batteries, thermoelectricity and other fields,<sup>1</sup> among which  $\text{Cu}(\text{In,Ga})\text{Se}_2$  has become a representative of absorber layer materials for thin-film solar cells;<sup>2</sup> and  $\text{Cu}_2\text{ZnSnS}_4$ , which is developed based on  $\text{Cu}(\text{In,Ga})\text{Se}_2$ , is a representative of low-cost solar cell materials, and its solar energy conversion efficiency has exceeded 12.6% that is close to the standard for industrial application.<sup>3</sup> In addition, other binary, ternary, and quaternary copper-based chalcogenides also exhibit excellent optoelectronic conversion performance, such as  $\text{Cu}_2\text{X}$  ( $\text{X} = \text{O}, \text{S}, \text{Se}, \text{Te}$ ),  $\text{CuFeO}_2$ ,  $\text{CuAlS}_2$ ,  $\text{CuInS}_2$ ,  $\text{CuWO}_4$ ,  $\text{Cu}_2\text{SnS}_3$ ,  $\text{Cu}_3\text{MCh}_4$  ( $\text{M} = \text{V}, \text{Nb}, \text{Ta}$ ;  $\text{Ch} = \text{S}, \text{Se}, \text{Te}$ ),  $\text{CuZn}_2\text{AS}_4$  ( $\text{A} = \text{Al}, \text{Ga}, \text{In}$ ), *etc.*<sup>4-11</sup> Copper-

<sup>a</sup>College of Materials Science and Technology, Jiangsu Key Laboratory of Materials and Technology for Energy Conversion, Nanjing University of Aeronautics & Astronautics, Nanjing 210016, P. R. China

<sup>b</sup>Ycergy (Suzhou) Technology Co. Ltd, Suzhou 215121, P. R. China

<sup>c</sup>Faculty of Materials Science and Engineering, Kunming University of Science and Technology, Kunming 650093, P. R. China. E-mail: zzy@kust.edu.cn



based chalcogenides as optoelectronic functional materials have the following advantages: (1) these materials generally have direct bandgaps and much higher light absorption capacity than conventional optoelectronic materials such as Si, GaAs, and CdTe; (2) the composition of these materials is composed of adjacent similar elements in the periodic table, and because the crystal structures are the same or similar, so it is easy to obtain novel types of materials through element replacement and solid-solution design, providing a great degree of freedom for material design and optimization; (3) most copper-based chalcogenides with intrinsic defects can produce n-type or p-type conductivity, thus providing a convenient technical space for the construction of efficient heterojunction optoelectronic devices; (4) such materials can be well deposited on the surface of glass, plastic and other inexpensive substrates, which is conducive to batch production and reduce the cost of industrial production. These advantages make copper-based chalcogenides in the field of optoelectronic conversion technology has received widespread attention, and has shown potential market application prospects.

Among the copper-based chalcogenides, the binary copper-based oxides  $\text{Cu}_x\text{O}_{1-x}$  have obvious development advantages and application markets, due to their simple and inexpensive composition, scalable production, non-toxicity, abundant sources, and long-term stability.<sup>12–16</sup> Typical ones among them are copper oxide CuO and cuprous oxide  $\text{Cu}_2\text{O}$ , which show bandgap values of about 1.2–2.1 eV, corresponding to the optimal bandgap values for ideal solar cells or photocatalytic materials, and are particularly suitable for solar energy-efficient applications such as solar cells and photocatalysis. Theoretical calculations show that the theoretical solar energy conversion efficiency of  $\text{Cu}_2\text{O}$  can reach up to 18%,<sup>17</sup> but the self-compensation effect makes it difficult to n-type  $\text{Cu}_2\text{O}$ , thus making the preparation of p–n homo-junctions quite difficult, so the current maximum efficiency of  $\text{Cu}_2\text{O}$ -based solar cells is only 2%.<sup>18</sup> The performance of  $\text{Cu}_2\text{O}$  thin films in the photochemical decomposition of water for hydrogen production is also of interest. Grätzel *et al.* designed a  $\text{Cu}_2\text{O}/\text{Ga}_2\text{O}_3$  photocathode with quantum conversion efficiency of up to 80% for solar decomposition of aquatic hydrogen, which can work stably for up to 100 hours with a  $\text{TiO}_2$  protective layer.<sup>19</sup>

The above-mentioned research progress has demonstrated that CuO and  $\text{Cu}_2\text{O}$  are potential functional materials worth developing for optoelectronic applications, and further in-depth systematic studies are needed to improve the energy conversion efficiency. One important aspect is that the stoichiometric ratio (*i.e.*, the value of  $x$ ) of the binary copper-based oxides  $\text{Cu}_x\text{O}_{1-x}$  varies significantly during preparation, especially sensitive to the oxygen partial pressure in the process conditions; and the heteromorphic effect is also prominent for a specific stoichiometric ratio. These two reasons make it very difficult to determine the fundamental physicochemical properties of  $\text{Cu}_x\text{O}_{1-x}$  as optoelectronic functional materials, for example, the bandgap value of CuO oxide reported in the literature ranges from 1.2 eV to 1.9 eV. More importantly, the novel optoelectronic functional materials either have a special crystal structure, electronic structure, or can lead to a new

perspective to recognize and understand the optoelectronic conversion process. In this regard, the binary  $\text{Cu}_x\text{O}_{1-x}$  can be an ideal research object, enabling us to continuously understand the correlation and influence laws between the crystal structure, electronic structure, microstructure, optical properties, and stability of novel optoelectronic functional materials from a new perspective, to deeply analyze the corresponding optoelectronic conversion mechanism, and to provide research cases for the design and construction of efficient optoelectronic functional materials. On the other hand, at present, high-throughput computing based on density functional theory (DFT) has become a powerful tool to discover novel optoelectronic functional materials.<sup>20,21</sup> For this purpose, this paper systematically analyzes the structural stability, crystal structure, electronic and optical properties of binary  $\text{Cu}_x\text{O}_{1-x}$  compounds by DFT calculations based on high-throughput computation database.

## 2. Computational methods

In this paper, all DFT calculations are performed using the Quantum ATK package. The exchange–correlation energy is chosen from the meta-GGA method. The energy cutoff is set to 150 hartree, and the corresponding spread is set to 25 meV.  $19 \times 19 \times 3$  K-point grid is set by the Monkhorst–Pack method. In the PulayMixer algorithm, the energy convergence of the self-consistent field iterations is set to 0.0001 hartree. The LBFGS algorithm is chosen for geometry optimization, and the relevant convergence criteria are set to less than 0.05 eV  $\text{\AA}^{-1}$  for stress, less than 0.1 GPa for strain, and less than 0.2  $\text{\AA}$  for maximum displacement. In the optimization process, the lattice basis vector, space group and Bravais lattice types are freely relaxed. The spin polarization effect was also considered in this work.

## 3. Results and discussion

### 3.1 Phase diagram and stability

To comprehensively investigate all possible stoichiometric ratios and crystal structures of  $\text{Cu}_x\text{O}_{1-x}$ , we first searched all possible binary  $\text{Cu}_x\text{O}_{1-x}$  compounds in the Open Quantum Materials Database (OQMD), which is a general database for high-throughput calculations of materials.<sup>22,23</sup> The obtained formation enthalpy ( $\Delta H$ ) is shown in Fig. 1(a) with the stoichiometric ratio  $x$  of the binary energy. It can be seen from the figure that the number of possible crystal structures of binary  $\text{Cu}_x\text{O}_{1-x}$  compounds gradually increases, when the molar ratio of Cu to O is closed to 1 (*i.e.*,  $x = 0.5$ ). Thus, the paramorphism of CuO oxide is the most prominent in the OQMD, with the number of possible crystal structures reaching 31. In the  $\Delta H - x$  relationship diagram, the convex hull line of binary  $\text{Cu}_x\text{O}_{1-x}$  compounds can be obtained by connecting the lowest point of formation enthalpy, which is an important basis for judging the stability of binary  $\text{Cu}_x\text{O}_{1-x}$  compounds. Based on this criterion, in addition to the common stable phases of tetragonal CuO (space group: no. 131,  $P4_2/mmc$ ) and cubic  $\text{Cu}_2\text{O}$  (space group: no. 224,  $Pn\bar{3}m$ ), binary  $\text{Cu}_x\text{O}_{1-x}$  compounds have another stable phase: monoclinic  $\text{CuO}_4$  (space group: no. 10,  $P2/m$ ). In addition to these three stable phases, binary  $\text{Cu}_x\text{O}_{1-x}$  compounds with



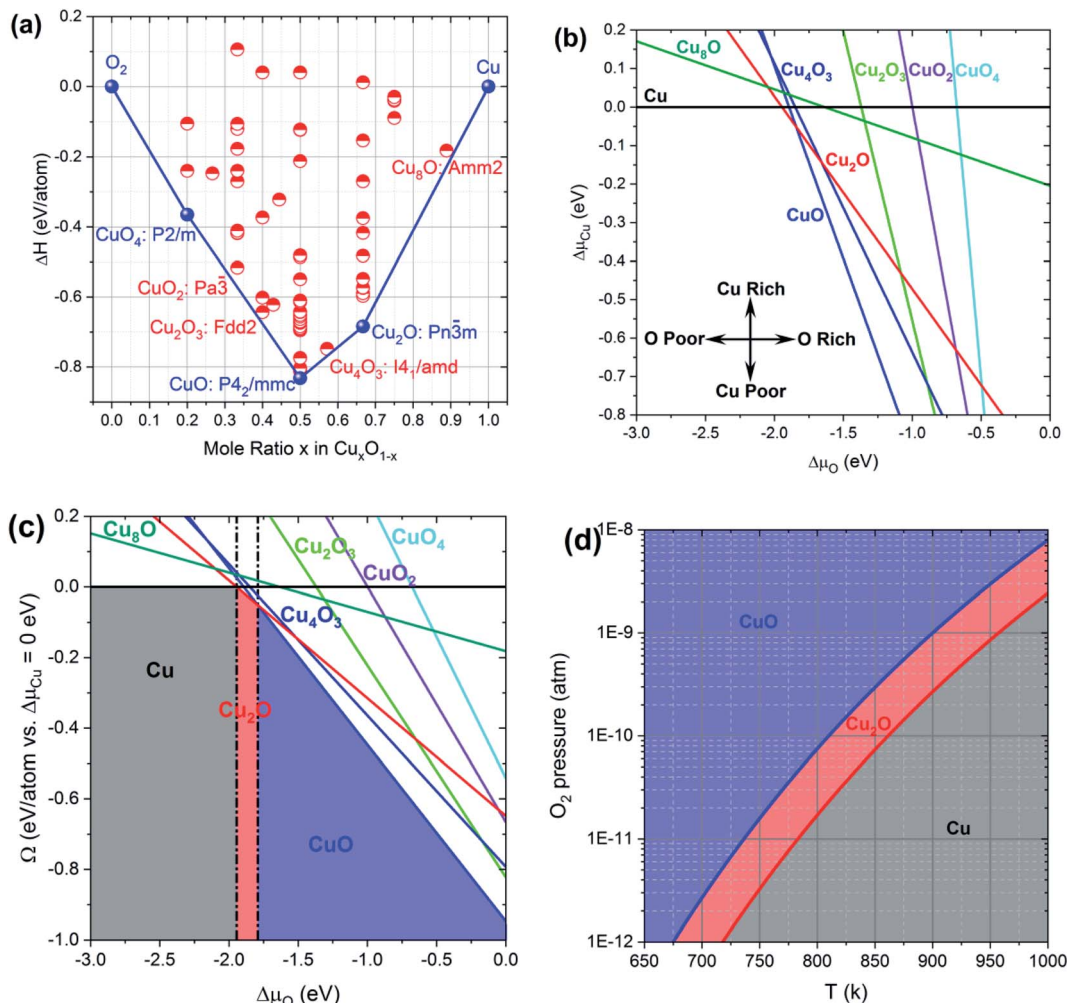


Fig. 1 The DFT calculated: (a) enthalpy of generation ( $\Delta H$ ) versus stoichiometric ratio  $x$ ; (b) chemical potential phase diagram; (c) grand potential when  $\Delta\mu_{\text{Cu}}$  is zero; (d)  $p$ - $T$  plot of the stable phase concerning oxygen partial pressure of binary  $\text{Cu}_x\text{O}_{1-x}$  compounds.

other stoichiometric ratios can also exist and be found under certain conditions. If  $\Delta H < 0.06$  eV per atom is used as a criterion for sub-stable phases, then four more metastable phases can be found as shown in red font in Fig. 1(a): cubic  $\text{CuO}_2$  (space group no. 205;  $Pa\bar{3}$ ), rhombohedral  $\text{Cu}_2\text{O}_3$  (space group no. 43,  $Fdd2$ ), tetragonal  $\text{Cu}_4\text{O}_3$  (space group no. 141,  $I4_1/amd$ ), rhombohedral  $\text{Cu}_8\text{O}$  (space group: no. 38,  $Amm2$ ), and two sub-stable phases are not indicated in Fig. 1(a), which are tetragonal  $\text{CuO}$  (space group: no. 84,  $P4_2/m$ ) and monoclinic  $\text{CuO}$  (space group: no. 15,  $C2/c$ ). To systematically analyze the structure and properties of binary  $\text{Cu}_x\text{O}_{1-x}$  compounds, we will take these seven compounds as the research objects and use the face-centered cubic phase of pure  $\text{Cu}$  as the reference in this work.

Since the compound formation is related to the chemical environment in the preparation process, we give the variation of the formation energy of different  $\text{Cu}_x\text{O}_{1-x}$  compounds as the relative chemical potential of  $\text{Cu}$  and  $\text{O}$  changes in Fig. 1(b). It can be seen that as the increase of  $\Delta\mu_{\text{Cu}}$  and  $\Delta\mu_{\text{O}}$ , the first to form in order are metallic  $\text{Cu}$ ,  $\text{Cu}_2\text{O}$  and  $\text{CuO}$ , and the other stable and metastable phases can only be formed in larger  $\text{Cu}$

and  $\text{O}$  chemical potential regions. This calculated result indicates that these stable and metastable phases need to be formed under specific synthesis conditions. So, to obtain these compounds, the synthesis process route needs to be carefully designed according to their formation conditions. Fig. 1(c) shows the grand potential ( $\Omega$ ) obtained according to the  $\Delta\mu_{\text{Cu}} = 0$  condition in Fig. 1(b), which expresses the phase transition process with the relative chemical potential of oxygen ( $\Delta\mu_{\text{O}}$ ). In the oxygen-poor condition, metallic  $\text{Cu}$  is the stable phase; with the increase of  $\Delta\mu_{\text{O}}$ , the binary  $\text{Cu}_x\text{O}_{1-x}$  compound forms the  $\text{Cu}_2\text{O}$  phase; and in the oxygen-rich condition,  $\text{CuO}$  is the stable phase. The stable region of the  $\text{Cu}_2\text{O}$  phase is relatively small, *i.e.*, it is formed under relatively harsh conditions. On the phase partition line in this figure, there is a coexistence of two-phases. As the synthesis conditions (*i.e.*, reaction temperature and oxygen partial pressure) change, binary  $\text{Cu}_x\text{O}_{1-x}$  compound will undergo phase transition, as shown in Fig. 1(d). Under the same synthesis reaction temperature conditions, with the increase of oxygen partial pressure, binary  $\text{Cu}_x\text{O}_{1-x}$  compounds start from  $\text{Cu}$  and go through two-phases transition processes,  $\text{Cu}/\text{Cu}_2\text{O}$



and  $\text{Cu}_2\text{O}/\text{CuO}$ , in order; while under the same oxygen partial pressure conditions, with the increase of reaction temperature, binary  $\text{Cu}_x\text{O}_{1-x}$  compounds start from  $\text{CuO}$  and go through two-phases transition processes,  $\text{CuO}/\text{Cu}_2\text{O}$  and  $\text{Cu}_2\text{O}/\text{Cu}$ , in order.

### 3.2 Crystal structure properties

By structural optimization, we obtained the crystal structures of the stable and metastable phases of above-mentioned seven  $\text{Cu}_x\text{O}_{1-x}$  compounds, as shown in Fig. 2. The detailed structural parameters corresponding to these crystal structures are listed in Table 1. The basic structural unit of tetragonal  $\text{CuO}$  is a planar square with one Cu atom at the center and four O atoms at the apex. However, the Cu atom is slightly off the center. These planar squares are first connected to form a two-dimensional plane, and then cross each other vertically to form a three-dimensional lattice. From another point of view, the tetrahedron with one O atom at the center and four Cu atoms at the apex can also be regarded as the basic structural unit of tetragonal  $\text{CuO}$ . In all  $\text{Cu}_x\text{O}_{1-x}$  compounds considered in this work,  $\text{CuO}$  has the largest binding energy and formation energy, indicating it is the most thermodynamically stable. The most prominent structural feature of cubic  $\text{Cu}_2\text{O}$  is the basic structural unit of tetrahedron with one O atom at the center and four Cu atoms at the apex. In other words, this basic structural unit can be considered as a linear dumbbell-like structure with Cu atoms at the center. The monoclinic  $\text{CuO}_4$  has a crystal constant of  $\beta = 91.565^\circ$ , which means that this structure is rather close to the rhombohedral phase. Its prominent structural feature is the presence of two bonded O atoms between the Cu atoms. These four atoms coplanar form a chain-like linear structure. Furthermore, these chain-like linear structures are arranged parallel to each other along the  $c$ -axis. In the middle of these

chain-like linear structures, two isolated  $\text{O}_2$ -like molecules are distributed between each other. By comparing Fig. 2 and Table 1, it can be found that the crystal microstructure of the above three stable phases of  $\text{Cu}_x\text{O}_{1-x}$  compound is relatively simpler and more symmetrical, and the interaction between Cu atom and O atom is relatively simple and unified.

The most prominent structural feature of cubic  $\text{Cu}_2\text{O}$  is that the Cu atoms are still face-centered cubic as a sub-lattice, while the seven  $\text{O}_2$ -like molecules are located at the midpoints of six sides and the body center. The structural features of the rhombohedral  $\text{Cu}_2\text{O}_3$  are more complicated. The four O atoms outside the vertex are not coplanar with the Cu atoms, when viewed from the Cu atoms at the center. But the Cu atoms deviate from the coplanar of the four O atoms by only a small distance, so they can also be approximated as forming a planar rectangle. If viewed from the O atom at the center, there are two basic structural units in the rhombohedral  $\text{Cu}_2\text{O}_3$ , one is a tetrahedron with one O atom at the vertex and three Cu atoms as the bottom vertex, and the other is a chain-like linear structure with  $-\text{Cu}-\text{O}-$  interphase arrangement. These basic structural units intertwine to form a complex three-dimensional crystal lattice. The basic structural unit of tetragonal  $\text{Cu}_4\text{O}_3$  is a square with one Cu atom at the center and four O atoms at the apex. These squares are intertwined and connected to form a three-dimensional lattice, through the linear dumbbell structure of  $\text{O}-\text{Cu}-\text{O}$ . The rhombohedral  $\text{Cu}_8\text{O}$  has two basic structural units: an octahedron formed by six Cu atoms and a chain-like linear structure formed by  $-\text{Cu}-\text{O}-\text{Cu}-$ , which is arranged interdependently in parallel along the  $b$ -axis. As shown in Table 1, in the above four metastable phases of  $\text{Cu}_x\text{O}_{1-x}$  compound, the interaction between  $\text{Cu}-\text{O}$  is more complex and inconsistent. Moreover, there are direct bonding and

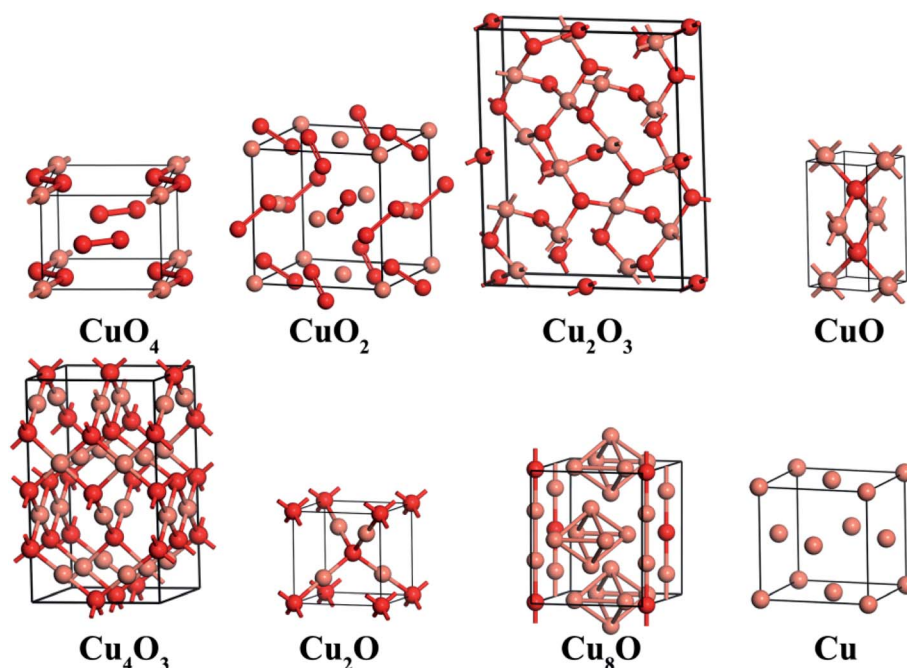


Fig. 2 The model of crystal structure of binary  $\text{Cu}_x\text{O}_{1-x}$  compounds in stable and metastable phases after structure optimization.



**Table 1** Detailed crystal microstructure parameters of binary  $\text{Cu}_x\text{O}_{1-x}$  compounds obtained by DFT calculation, which are compared with gas  $\text{O}_2$  molecule and pure Cu metal

	$\text{O}_2$ (g)	$\text{CuO}_4$	$\text{CuO}_2$	$\text{Cu}_2\text{O}_3$	$\text{CuO}$	$\text{Cu}_4\text{O}_3$	$\text{Cu}_2\text{O}$	$\text{Cu}_8\text{O}$	Cu
Crystal system	Molecule	Monoclinic	Cubic	Orthorhombic	Tetragonal	Tetragonal	Cubic	Orthorhombic	Cubic
Symmetry		No. 10: $P2_1/m$	No. 205: $Pa\bar{3}$	No. 43: $Fdd2$	No. 131: $P4_2/mmc$	No. 141: $I4_1/amd$	No. 224: $Pn\bar{3}m$	No. 38: $Amm2$	No. 225: $Fm\bar{3}m$
Stability	Stable	Stable	Metastable	Metastable	Stable	Metastable	Stable	Metastable	Stable
Lattice constants	—	$a = 3.817 \text{ \AA}$ $b = 3.060 \text{ \AA}$ $c = 4.544 \text{ \AA}$ $\alpha = \gamma = 90^\circ$ $\beta = 91.565^\circ$	$a = b = c = 4.814 \text{ \AA}$ $\alpha = \beta = \gamma = 90^\circ$	$a = 9.570 \text{ \AA}$ $b = 11.867 \text{ \AA}$ $c = 3.435 \text{ \AA}$ $\alpha = \beta = \gamma = 90^\circ$	$a = b = 2.879 \text{ \AA}$ $c = 5.135 \text{ \AA}$ $\alpha = \beta = \gamma = 90^\circ$	$a = b = 5.821 \text{ \AA}$ $c = 9.715 \text{ \AA}$ $\alpha = \beta = \gamma = 90^\circ$	$a = b = c = 4.224 \text{ \AA}$ $\alpha = \beta = \gamma = 90^\circ$	$a = 5.266 \text{ \AA}$ $b = 6.063 \text{ \AA}$ $c = 6.377 \text{ \AA}$ $\alpha = \beta = \gamma = 90^\circ$	$a = b = c = 3.690 \text{ \AA}$ $\alpha = \beta = \gamma = 90^\circ$
Cell volume ( $\text{\AA}^3$ )	—	53.059	111.580	390.053	42.558	329.221	75.375	203.590	50.238
Density ( $\text{g cm}^{-3}$ )	—	3.992	5.688	5.963	6.208	6.097	6.305	8.554	8.402
Binding energy (eV per atom)	4.733	5.221	5.310	5.449	5.547	5.374	5.204	4.678	4.467
Formation energy (eV per atom)	—	0.541	0.666	0.822	0.947	0.793	0.648	0.182	—
Mulliken population (e)									
Cu	—	0.98	0.76	0.83	0.61	0.33, 0.63	0.34	0.04, 0.09, 0.10	0
O	0	-0.21, -0.29	-0.36	-0.54, -0.56	-0.61	-0.63, -0.65	-0.68	-0.63	—
Bond length ( $\text{\AA}$ )									
Cu–O	0.37 <sup>a</sup>	0.06, 0.15	0.15	0.44, 0.29, 0.37	0.54	0.26, 0.35, 0.48	0.33	0.22, 0.33	0.42 <sup>c</sup>
Cu–O	1.215 <sup>b</sup>	1.909, 2.069	2.374	1.799, 1.850, 1.870, 1.876	1.929	1.969, 1.896, 1.826	1.829	2.025, 1.898	2.609 <sup>d</sup>
Bond angle ( $^\circ$ )									
O–	—	84.605,	87.659,	88.170, 88.099,	83.450	82.185, 87.815,	180	—	—
Cu–O	—	95.395, 180	92.341, 180	89.170, 94.005	—	180	—	—	—
Cu–	—	95.395	108.655,	108.789, 112.518,	116.293	95.318,	109.471	89.762,	—
O–Cu	—	—	110.275	113.908	—	114.002,	—	90.238, 180	—
						115.699			

<sup>a</sup> This is the population on O–O bond. <sup>b</sup> This is the O–O bond length. <sup>c</sup> This is the population on Cu–Cu bond. <sup>d</sup> This is the Cu–Cu bond length.

interaction between O–O or Cu–Cu. This leads to a slightly larger binding energy and formation energy, but the crystal structure is not the most stable.

Summarizing the crystal structures of the stable and metastable phases of above-mentioned binary  $\text{Cu}_x\text{O}_{1-x}$  compounds, it can be found there are two stable structural units: one is a square with Cu atoms at the center and four O atoms at the apex; another is a tetrahedral structure with O atoms at the center and four Cu atoms at the apex, which is linearly connected by dumbbell-like O–Cu–O. The  $\text{Cu}_x\text{O}_{1-x}$  compounds form a stable phase when the above basic structures dominate in the crystal structure. In the transitional form of these basic structural units, binary  $\text{Cu}_x\text{O}_{1-x}$  compounds form a metastable phase. In addition, in the oxygen-rich stoichiometric ratio,  $\text{Cu}_x\text{O}_{1-x}$  compounds contain a certain number of  $\text{O}_2$ -like molecular configurations, while in the copper-rich stoichiometric ratio,  $\text{Cu}_x\text{O}_{1-x}$  compounds contain a certain number of Cu-like clustered polyhedral configurations.

Analyzing the structural parameters in Table 1, it can be found that the density of binary  $\text{Cu}_x\text{O}_{1-x}$  compounds increases gradually with the increase of the stoichiometric ratio  $x$ . However, their binding and formation energies increase first and then decrease. When  $x = 0.5$ , the binding energy of CuO is

the largest, which indicates that the interaction between Cu and O atoms reaches the maximum. In other words, the reaction between metal Cu and oxygen  $\text{O}_2$  is most likely to produce such compounds. By analyzing the Mulliken population, it can be found that as the stoichiometric ratio  $x$  increases, the positive charge value of Cu atoms and the negative charge value on O atoms in binary  $\text{Cu}_x\text{O}_{1-x}$  become smaller and smaller, while the charge number on the Cu–O bond increases and then decreases. These calculated results indicate that as the stoichiometric ratio  $x$  increases, the bonding between Cu and O atoms in binary  $\text{Cu}_x\text{O}_{1-x}$  compounds is first dominated by ionic bonds, and then covalent bonds gradually take over. In the compound of CuO, the covalent bonds are reaching the strongest. Then, as the molar ratio of Cu atoms continues to increase, ionic bonds begin to gradually increase again. Moreover, a certain amount of metal bonding interactions appear in binary  $\text{Cu}_x\text{O}_{1-x}$  compounds. The data on bond lengths and bond angles reflect the variation of the microstructure of the basic structural units in binary  $\text{Cu}_x\text{O}_{1-x}$  compound with the stoichiometric ratio. The data in the table indicate that when these basic structural units tend to a regular configuration, the corresponding  $\text{Cu}_x\text{O}_{1-x}$  compounds have larger binding and formation energies, and tend to form the stable phases.



### 3.3 Electronic structure

For optoelectronic functional materials, the most fundamental physical property is the band structure, which can directly give the type and value of the bandgap. It is extremely important for the screening of novel optoelectronic functional materials. Moreover, based on the band structure, the interaction process between electrons and photons can be deeply dissected, which is an important basis for understanding the intrinsic physical mechanism of optoelectronic functional materials. For binary  $\text{Cu}_x\text{O}_{1-x}$  compounds, their most important fundamental physical parameter – the bandgap value – has been the most controversial issue reported in the literature. For example, the bandgap value of  $\text{CuO}$  has been reported in the literature with a rather wide range of values, 1.2–1.9 eV;<sup>24,25</sup> the same is true for the case of  $\text{Cu}_2\text{O}$ , whose bandgap value has been reported in the range of 2.0–2.2 eV.<sup>26</sup> Therefore, a careful analytical study of this is very necessary.

Fig. 3 presents the band structure diagrams of the stable or metastable phases of the above-mentioned eight binary  $\text{Cu}_x\text{O}_{1-x}$  compounds. The first ones were found to range from  $x = 0.2$  ( $\text{CuO}_4$ ) to  $x = 4/7$  ( $\text{Cu}_4\text{O}_3$ ), and the spins of these materials are unpaired, *i.e.*, the spin-up electronic states do not completely overlap with the spin-down electronic states, showing a clear spin polarization phenomenon. More importantly, near the Fermi energy level ( $E_F$ ), the spin-up electronic states of the first 3 compounds ( $\text{CuO}_4$ ,  $\text{CuO}_2$ ,  $\text{Cu}_2\text{O}_3$ ) have well-defined bandgaps, while the spin-down electronic states cross the Fermi energy level. Thus, these 3 compounds exhibit clear semimetallic ferromagnetic characteristics, which is a very attractive potential breakthrough direction for optoelectronic conversion applications. The other two compounds ( $\text{CuO}$  and  $\text{Cu}_4\text{O}_3$ ) have well-defined indirect bandgap values of 1.67 and 0.85 eV, which exhibit semiconducting property. The remaining 3 compounds, on the other hand, exhibit a complete overlap

between the spin-up electronic state and the spin-down electronic state, *i.e.*, no spin-polarized features. Among them,  $\text{Cu}_2\text{O}$  has a well-defined direct bandgap value of 1.13 eV and has a semiconducting property, while  $\text{Cu}_8\text{O}$  and  $\text{Cu}$  have no bandgap and exhibit a distinct metallic property.

Secondly, it is important to note that the vibration of bandgap of these compounds is quite complex. The spin-up electronic state of  $\text{CuO}_4$  has a well-defined indirect bandgap of 7.45 eV. While, its spin-down electronic state has no bandgap, but has a pseudo bandgap above the Fermi level with a width of 4.11 eV. The spin-up electronic state of  $\text{CuO}_2$  has a well-defined indirect bandgap of 5.62 eV. While, its spin-down electronic state has a pseudo bandgap below and above the Fermi level with a width of 2.20 and 3.45 eV, respectively. The spin-up electronic state of  $\text{Cu}_2\text{O}_3$  has a well-defined direct bandgap of 7.24 eV. While, its spin-down electronic state has a pseudo bandgap above the Fermi energy level with a width of 1.90 eV. In addition to the semiconductor bandgaps between the different spin electronic states mentioned above, the bandgaps between the different spin electronic states of  $\text{CuO}$  and  $\text{Cu}_4\text{O}_3$  are 3.95 and 2.03 eV for the spin-up electronic states, and 2.57 and 0.85 eV for the spin-down electronic states, respectively. These complex bandgap features make the electron transition of binary  $\text{Cu}_x\text{O}_{1-x}$  compounds with more complex processes, together with the polymorphism phenomenon discussed in Subsection 3.1. This may be the reason why it is experimentally difficult to determine the bandgap values of binary  $\text{Cu}_x\text{O}_{1-x}$  compounds unambiguously.

Combined with the corresponding density of states (DOS) distribution, it can be found that the composition of band structure of  $\text{Cu}_x\text{O}_{1-x}$  compounds shows a complex trend with the change of stoichiometric ratio. In the compound of  $\text{CuO}_4$ , since the Cu atom loses more electrons, there is a large distance between the occupied and unoccupied states of its 3d electronic states. It is the reason why the spin-up electronic state of  $\text{CuO}_4$

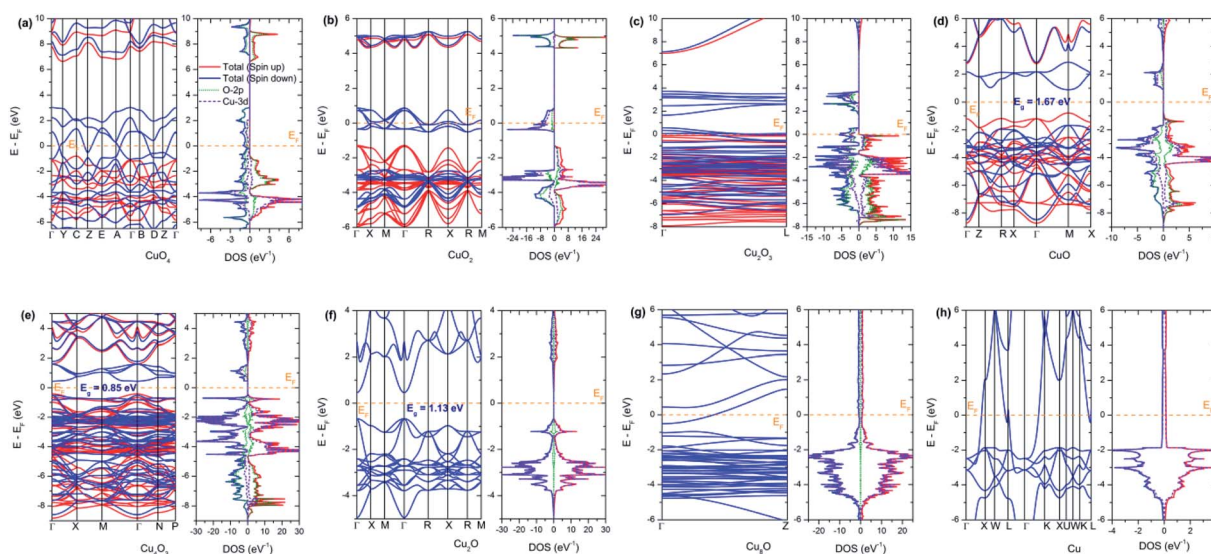


Fig. 3 Band structure and corresponding density of states of binary  $\text{Cu}_x\text{O}_{1-x}$  compounds obtained from DFT calculations, the red line represents the spin-up electronic states and the blue line represents the spin-down electronic states.



has a wide bandgap value of 7.45 eV. In the energy range of  $-6$  to  $3$  eV, there is obvious hybridization between the O-2p electronic state and the Cu-3d electronic state. The hybridized energy band between the spin-down states crosses the Fermi energy level, and thus becomes a semi-occupied state. It leads to a metallic electronic structure of  $\text{CuO}_4$ . The electronic structure of  $\text{CuO}_2$  shows more obvious localization characteristics, where the hybridization between the O-2p electronic state and the Cu-3d electronic state occurs mainly in the energy range between  $-6$  and  $-3$  eV. At the Fermi energy level, an isolated half-full energy band is formed by the Cu-3d spin-down electronic state. It is the source of its metallic conductivity. In the compound of  $\text{Cu}_2\text{O}_3$ , the hybridization between the O-2p electronic state and the Cu-3d electronic state is more pronounced, and exhibits a distinct non-localization feature. At the top of the valence band, there are a small number of unoccupied states in the hybridized state, thus making  $\text{Cu}_2\text{O}_3$  also metallic properties. As the value of  $x$  increases, the hybridized spin-down electronic states between the O-2p electronic state and the Cu-3d electronic state move further upward above the Fermi energy level. While, the hybridized states move downward below the Fermi energy level. Thus,  $\text{CuO}$  produces a well-defined wide bandgap. However, after the value of  $x$  is greater than 0.5, the above phenomenon changes in the opposite direction, because the number of Cu atoms losing electrons decreases further, leading to a decrease in the bandgaps of  $\text{Cu}_4\text{O}_3$  and  $\text{Cu}_2\text{O}$ . In the compound of  $\text{Cu}_8\text{O}$ , the Cu atoms only lose a small number of electrons. The Cu atoms in the Cu clusters do not even lose electrons. At the same time, the O atoms only gain a small number of electrons. So, the electronic structure of  $\text{Cu}_8\text{O}$  is extremely similar to that of metallic Cu as shown in Fig. 3. In Table 1, the Mulliken population of  $\text{Cu}_x\text{O}_{1-x}$  compounds is also provided. These calculated results indicate that with the increase of stoichiometric ratio  $x$ , the number of electrons obtained by O atom is more and more, while the number of electrons lost by Cu atom is less and less. This means that ionic bonding interactions dominate in  $\text{Cu}_x\text{O}_{1-x}$  compounds when the value of  $x$  is relatively small, while metal bonding interactions dominate in  $\text{Cu}_x\text{O}_{1-x}$  compounds when the value of  $x$  is relatively large.

Combining the crystal structure and electronic structure calculations, it can be found that binary  $\text{Cu}_x\text{O}_{1-x}$  compounds undergo semimetal–semiconductor–metal transitions with increasing values of stoichiometric ratio  $x$ . The main reason is that the different electron transfer and interaction modes between Cu and O atoms, which can cause the different composition and energy differences between the bonding and antibonding states. (1) When the value of  $x$  is small ( $x < 0.5$ ), there are  $\text{O}_2$  molecule-like groups in binary  $\text{Cu}_x\text{O}_{1-x}$  compounds, and a 2-coordinated structure is formed between Cu and O atoms. Therefore, the localization characteristics of the bonding and antibonding states are more prominent, resulting in the larger distance between them. So, although  $\text{Cu}_x\text{O}_{1-x}$  exhibits metallicity, the pseudo bandgap between subbands is relatively larger. This electronic structure feature makes binary  $\text{Cu}_x\text{O}_{1-x}$  compounds are expected to have potential applications in novel photoelectronic functional

materials. (2) When the value of  $x$  is in the intermediate region ( $0.5 \leq x \leq 0.67$ ), binary  $\text{Cu}_x\text{O}_{1-x}$  compounds have tetrahedron as structural motifs. In these compounds, the bonding and antibonding states are in non-localization hybridized states mainly. Thus, they form semiconductors with well-defined moderate bandgap value, which is very suitable for photoelectronic conversion applications. (3) At large values of  $x$  ( $x > 0.67$ ), there are metal-Cu-like nanoclusters in the crystal structure of binary  $\text{Cu}_x\text{O}_{1-x}$  compounds. Furthermore, there are only very small amounts of electron transfer between Cu and O atoms. In these cases, the valence electrons of the Cu atoms become shared electrons and move throughout the crystal with an apparently non-localized near-free electron behavior, in which there is almost no pseudo bandgap. Thus, it makes binary  $\text{Cu}_x\text{O}_{1-x}$  compound to show metallic properties once again, and have a clear advantage in conducting material applications.

### 3.4 Optical properties

According to band structure by DFT calculations, the corresponding optical properties can be further obtained based on the direct transition of electrons and the golden selection rule. Fig. 4 shows exactly the optical absorption spectra of seven binary  $\text{Cu}_x\text{O}_{1-x}$  compounds. Due to their semi-metallic ferromagnetism,  $\text{CuO}_4$ ,  $\text{CuO}_2$ , and  $\text{Cu}_2\text{O}_3$  have strong light absorption in the UV region, while they show broadband absorption characteristics in the IR region, and the two light absorption peaks are independent of each other. As mentioned above  $\text{CuO}$ ,  $\text{Cu}_4\text{O}_3$ , and  $\text{Cu}_2\text{O}$  exhibit well-defined semiconducting features, so their light absorption curves also have well-defined absorption band edges accordingly.  $\text{Cu}_8\text{O}$  has metallic properties, so it has strong light absorption in the whole UV-Visible-NIR region. For photoelectronic functional material applications, the calculated optical absorption spectra of binary  $\text{Cu}_x\text{O}_{1-x}$  compounds are a good guide to explain some special phenomena found in experiments. For example, phenomena such as inaccurate bandgap values of  $\text{Cu}_2\text{O}$ . It is expected that

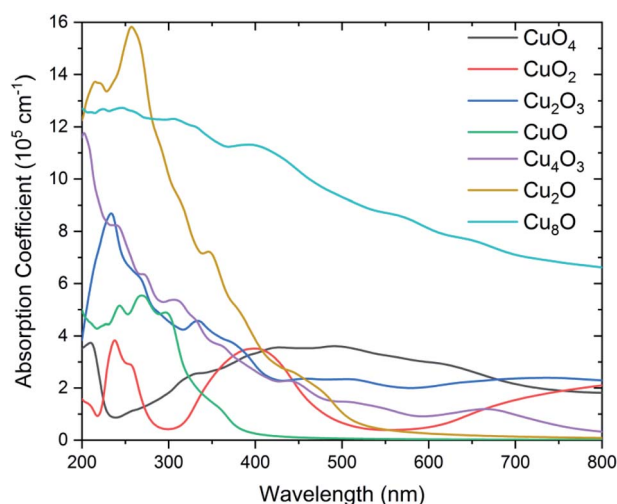


Fig. 4 Optical absorption spectra of binary  $\text{Cu}_x\text{O}_{1-x}$  compounds obtained by DFT calculations.

these calculated results will help clarify the difficulties and problems encountered in the optical measurements of binary  $\text{Cu}_x\text{O}_{1-x}$  compounds.

## 4. Conclusions

In this paper, the possible stoichiometric ratios and crystal structures of binary  $\text{Cu}_x\text{O}_{1-x}$  compounds are obtained from the material high-throughput calculation database. By comparing their formation enthalpies, stable phases ( $\text{CuO}_4$ ,  $\text{CuO}$ ,  $\text{Cu}_2\text{O}$ ,  $\text{Cu}$ ) and metastable phases ( $\text{CuO}_2$ ,  $\text{Cu}_2\text{O}_3$ ,  $\text{Cu}_4\text{O}_3$ ,  $\text{Cu}_8\text{O}$ ) with different stoichiometric ratios were obtained. Then, the stability of binary  $\text{Cu}_x\text{O}_{1-x}$  compounds under different chemical environments is analyzed from the perspective of component phase diagram and chemical potential phase diagram. The results show that  $\text{Cu}$ ,  $\text{Cu}_2\text{O}$  and  $\text{CuO}$  have obvious advantages in thermodynamics. Moreover, with the change of reaction temperature and oxygen partial pressure in the preparation process conditions, binary  $\text{Cu}_x\text{O}_{1-x}$  compounds will undergo two phase transition processes:  $\text{Cu}/\text{Cu}_2\text{O}$  and  $\text{Cu}_2\text{O}/\text{CuO}$ . Through the analysis of microstructure, it is found that the stable structural units of binary  $\text{Cu}_x\text{O}_{1-x}$  compounds are: one is a square with  $\text{Cu}$  atom at the center and four  $\text{O}$  atoms at the apex; the other is a tetrahedral structure with  $\text{O}$  atom at the center and four  $\text{Cu}$  atoms at the apex. Moreover, the two basic structural units are linearly connected by dumbbell-like  $\text{O}-\text{Cu}-\text{O}$ . In terms of electronic structure,  $\text{CuO}_4$ ,  $\text{CuO}_2$ , and  $\text{Cu}_2\text{O}_3$  exhibit semimetallic ferromagnetism,  $\text{CuO}$ ,  $\text{Cu}_4\text{O}_3$ , and  $\text{Cu}_2\text{O}$  exhibit semiconducting features, and  $\text{Cu}_8\text{O}$  and  $\text{Cu}$  exhibit definite metallicity. These complex electronic structures and bandgap variations are caused by the different electron transfer and interaction modes between  $\text{Cu}$  and  $\text{O}$  atoms, which result in different compositions and energy differences between bonding and antibonding states. This also makes the optical properties of binary  $\text{Cu}_x\text{O}_{1-x}$  compounds show considerable complexity, and provides greater freedom and development space for their optoelectronic function applications.

## Conflicts of interest

The authors declare no conflict of interest.

## Acknowledgements

The authors acknowledge financial support from the National Natural Science Foundation of China (Grant No. 11964015).

## References

- 1 Y. Zhao and C. Burda, *Energy Environ. Sci.*, 2012, 5, 5564–5576.
- 2 F.-J. Fan, L. Wu and S.-H. Yu, *Energy Environ. Sci.*, 2014, 7, 190–208.
- 3 W. Wang, M. T. Winkler, O. Gunawan, T. Gokmen, T. K. Todorov, Y. Zhu and D. B. Mitzi, *Adv. Energy Mater.*, 2014, 4, 1301465.
- 4 Y. Zhang, Y. Wang, L. Xi, R. Qiu, X. Shi, P. Zhang and W. Zhang, *J. Chem. Phys.*, 2014, 140, 074702.
- 5 F.-Q. Huang, M.-L. Liu and C. Yang, *Sol. Energy Mater. Sol. Cells*, 2011, 95, 2924–2927.
- 6 I. Kriegel, C. Jiang, J. Rodríguez-Fernández, R. D. Schaller, D. V. Talapin, E. da Como and J. Feldmann, *J. Am. Chem. Soc.*, 2011, 134, 1583–1590.
- 7 X.-J. Wu, X. Huang, X. Qi, H. Li, B. Li and H. Zhang, *Angew. Chem., Int. Ed.*, 2014, 53, 8929–8933.
- 8 C. G. Read, Y. Park and K.-S. Choi, *J. Phys. Chem. Lett.*, 2012, 1872–1876, DOI: 10.1021/jz300709t.
- 9 A. B. Kehoe, D. O. Scanlon and G. W. Watson, *J. Mater. Chem. C*, 2015, 3, 12236–12244.
- 10 A. Ghosh, S. Palchoudhury, R. Thangavel, Z. Zhou, N. Naghibolashrafi, K. Ramasamy and A. Gupta, *Chem. Commun.*, 2016, 52, 264–267.
- 11 N. Guijarro, M. S. Prévot, X. Yu, X. A. Jeanbourquin, P. Borno, W. Bourée, M. Johnson, F. Le Formal and K. Sivula, *Adv. Energy Mater.*, 2016, 6, 1501949.
- 12 S. T. Omelchenko, Y. Tolstova, H. A. Atwater and N. S. Lewis, *ACS Energy Lett.*, 2017, 431–437, DOI: 10.1021/acseenergylett.6b00704.
- 13 J. Türck, H.-J. Nonnenmacher, P. M. L. Connor, S. Siol, B. Siepchen, J. P. Heimfarth, A. Klein and W. Jaegermann, *Prog. Photovolt.: Res. Appl.*, 2016, 24, 1229–1236.
- 14 D. Hartung, F. Gather, P. Hering, C. Kandzia, D. Reppin, A. Polity, B. K. Meyer and P. J. Klar, *Appl. Phys. Lett.*, 2015, 106, 253901.
- 15 E. Asenath-Smith, J. M. Noble, R. Hovden, A. M. Uhl, A. DiCorato, Y.-Y. Kim, A. N. Kulak, F. C. Meldrum, L. F. Kourkoutis and L. A. Estroff, *Chem. Mater.*, 2017, 29, 555–563.
- 16 W. Yuan, J. Yuan, J. Xie and C. M. Li, *ACS Appl. Mater. Interfaces*, 2016, 8, 6082–6092.
- 17 J. J. Loferski, *J. Appl. Phys.*, 1956, 27, 777–784.
- 18 H. Raebiger, S. Lany and A. Zunger, *Phys. Rev. B: Condens. Matter Mater. Phys.*, 2007, 76, 045209.
- 19 L. Pan, J. H. Kim, M. T. Mayer, M.-K. Son, A. Ummadisingu, J. S. Lee, A. Hagfeldt, J. Luo and M. Grätzel, *Nat. Catal.*, 2018, 1, 412–420.
- 20 J. Yu, B. Zhang, X. Zhang, Y. Wang, K. Wu and M.-H. Lee, *ACS Appl. Mater. Interfaces*, 2020, 12, 45023–45035.
- 21 B. Zhang, X. Zhang, J. Yu, Y. Wang, K. Wu and M.-H. Lee, *Chem. Mater.*, 2020, 32, 6772–6779.
- 22 J. E. Saal, S. Kirklin, M. Aykol, B. Meredig and C. Wolverton, *JOM*, 2013, 65, 1501–1509.
- 23 S. Kirklin, J. E. Saal, B. Meredig, A. Thompson, J. W. Doak, M. Aykol, S. Rühl and C. Wolverton, *npj Comput. Mater.*, 2015, 1, 15010.
- 24 L. Wang, K. Han, G. Song, X. Yang and M. Tao, Characterization of electro-deposited  $\text{CuO}$  as a low-cost material for high-efficiency solar cells, *2006 IEEE 4th World Conference on Photovoltaic Energy Conference*, 2006, 130–133, DOI: 10.1109/WCPEC.2006.279381.
- 25 N. A. M. Shanid and M. A. Khadar, *Thin Solid Films*, 2008, 516, 6245–6252.
- 26 L. C. Caero, E. Hernández, F. Pedraza and F. Murrieta, *Catal. Today*, 2005, 107–108, 564–569.

