

## RESEARCH ARTICLE

View Article Online  
View Journal | View IssueCite this: *Org. Chem. Front.*, 2024, **11**, 2306

## Regioselective electrochemical cascade C–H sulfonylation–bromination of indolizines to access difunctionalized indolizines†

Wenxuan Jiang, Xiang Liu, \* Chuanying Zhu, Meiyi Chen, Weidan Li and Hua Cao \*

Regioselective electrochemical C–H sulfonylation–bromination between indolizines, sodium sulfinates, and KBr has been established in an undivided cell, in which KBr serves as both the brominating agent and electrolyte. This consecutive C3–H sulfonylation and C1–H bromination protocol enables the synthesis of difunctionalized indolizine derivatives under catalyst- and oxidant-free conditions. Moreover, electrochemical C–H sulfonylation–thiocyanation/selenylation/thiolation of indolizines was realized *via* a two-step process. This protocol features excellent regioselectivity and environmentally friendly electrolysis.

Received 6th January 2024,  
Accepted 25th February 2024

DOI: 10.1039/d4qo00035h

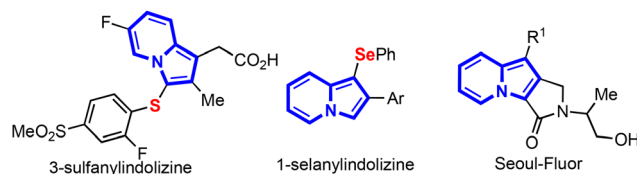
rsc.li/frontiers-organic

The past two decades have witnessed the flourishing development of electrochemical organic synthesis. As an environmentally friendly, practical, and selectivity tunable synthetic method, electrochemistry has been recognized as a powerful and sustainable tool in various organic transformations.<sup>1,2</sup> Recently, electrochemical C–H sulfonylation<sup>3</sup> and bromination reactions<sup>4</sup> have been well established. However, to the best of our knowledge, research studies on highly selective electrochemical C–H sulfonylation and halogenation at different sites of the same parent molecule are very rare, although this strategy will simultaneously introduce both sulfonyl and halogen groups into a parent molecule.

Indolizines are privileged scaffolds owing to their biological activities and fluorescence properties in synthetic pharmaceuticals and materials science (Scheme 1).<sup>5,6</sup> As a consequence, several methods for the preparation of functionalized indolizines have been developed.<sup>7</sup> Among these cases, selective C–H functionalization is regarded as an ideal strategy for the modification of indolizine rings due to no need for prefunctionalization of precursors and a higher atom- and step-economy.<sup>8</sup> Traditionally, C–H functionalization mainly occurs at the C3 position; for example, we have realized a variety of C3–H thiolation, dicarbonylation, carboxamidation, dithiocarbamation, and disulfuration reactions (Scheme 2a, eqn (1)).<sup>9</sup> In addition, we have also discovered selective C3–H and C1–H dithiolation

and electrochemical diselenylation to introduce two of the same group into indolizines (Scheme 2a, eqn (2)).<sup>10</sup> However, introducing two different functional groups *via* selective C3–H and C1–H difunctionalization is challenging and very rare. Very recently, we have successfully implemented an electrochemical phosphorothiolation and 1,4-S → C phospho-Fries rearrangement to access phosphorothiolated and mercaptophosphono substituted indolizines (Scheme 2a, eqn (3)).<sup>11</sup> This success inspired us to further explore the selective C3–H and C1–H difunctionalization of indolizines. As part of our continuous interest in indolizines and electrochemistry,<sup>12</sup> we report herein a regioselective electrochemical C–H sulfonylation–bromination from indolizines, sodium sulfinates, and KBr to efficiently incorporate a sulfonyl and a Br atom at the C3 and C1 sites, respectively. Notably, KBr serves as both the brominating agent and electrolyte (Scheme 2b).

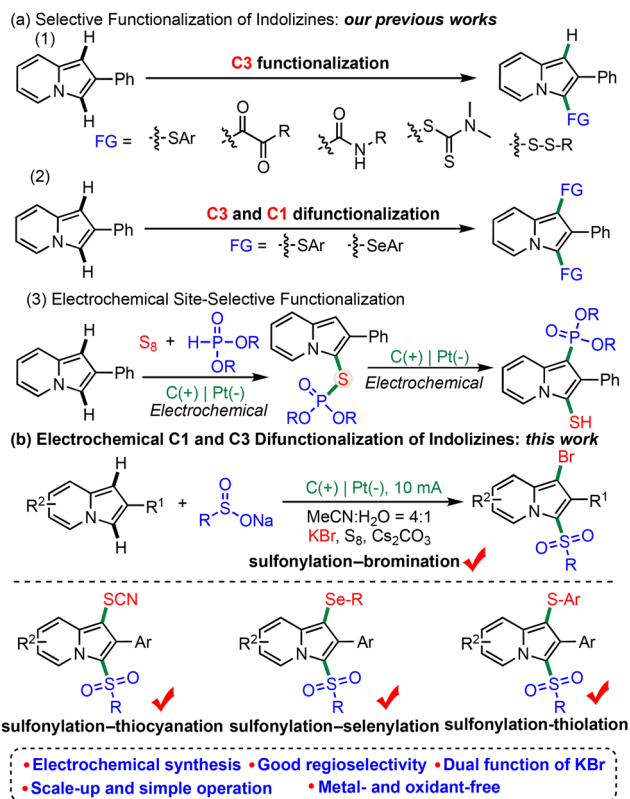
To investigate the regioselective electrochemical C–H sulfonylation–bromination, our initial study started with 2-phenylindolizine **1a** and sodium *p*-toluenesulfonate **2a** as model substrates. Gratefully, when electrolysis was carried out using KBr as the electrolyte, Cs<sub>2</sub>CO<sub>3</sub> and S<sub>8</sub> as additives, and MeCN/H<sub>2</sub>O (*v/v* = 4/1) as the co-solvent, 65% yield of the selective sulfony-



**Scheme 1** Biologically active molecules and the fluorescent core skeleton.

School of Chemistry and Chemical Engineering, Guangdong Pharmaceutical University, Zhongshan 528458, China. E-mail: liux96@gdpu.edu.cn, caohua@gdpu.edu.cn

† Electronic supplementary information (ESI) available. CCDC 2305723. For ESI and crystallographic data in CIF or other electronic format see DOI: <https://doi.org/10.1039/d4qo00035h>



Scheme 2 Selective C–H functionalization of indolizines.

lation–bromination product **3a** was afforded at 10 mA constant current in 10 h (Table 1, entry 1). Further exploration revealed that the electrolyte was sensitive to the transformation, and almost no target product **3a** was detected when  ${}^n\text{Bu}_4\text{NBr}$  was used instead of KBr as the electrolyte (entry 2). The reaction

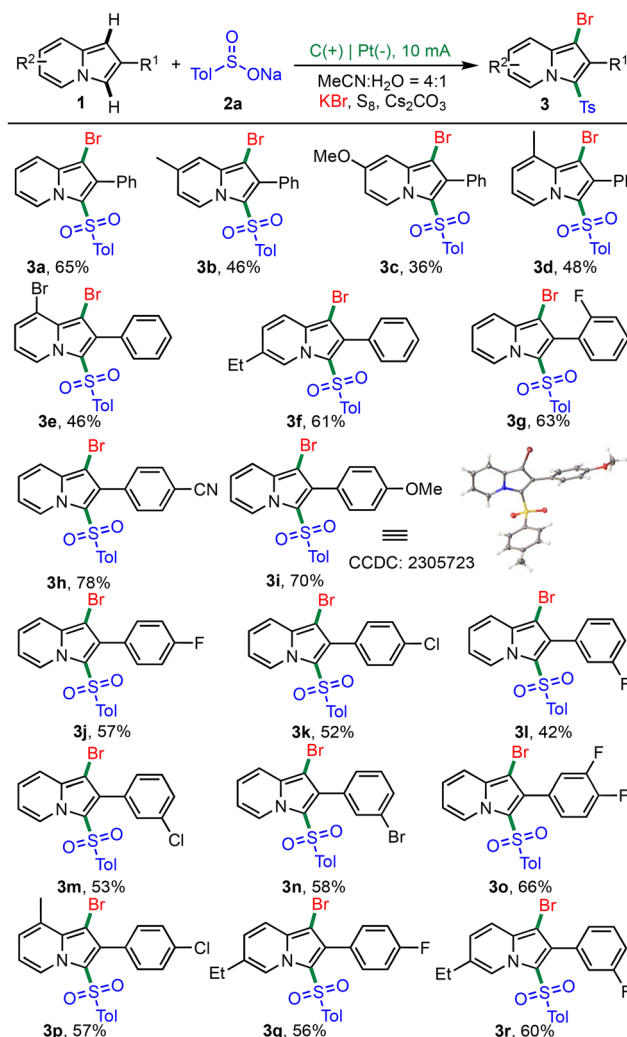
Table 1 Optimization of the reaction conditions<sup>a</sup>

Entry	Deviation from standard conditions	<b>3a</b> /yield <sup>b</sup> (%)
1	None	65
2	${}^n\text{Bu}_4\text{NBr}$ instead of KBr	—
3	$\text{Et}_3\text{N}$ instead of $\text{Cs}_2\text{CO}_3$	18
4	DBU instead of $\text{Cs}_2\text{CO}_3$	27
5	$\text{K}_2\text{CO}_3$ instead of $\text{Cs}_2\text{CO}_3$	38
6	DMF/ $\text{H}_2\text{O}$ as the solvent	26
7	THF/ $\text{H}_2\text{O}$ as the solvent	21
8	Constant current = 15 mA	32
9	Constant current = 8 mA	37
10	No $\text{Cs}_2\text{CO}_3$	56
11	No $\text{S}_8$	—
12	No electricity	—

<sup>a</sup> Reaction conditions: vitreous carbon plate anode, platinum plate cathode, constant current = 10 mA, **1a** (0.3 mmol), **2a** (2 equiv.), electrolyte (1.2 mmol), base (1 equiv.),  $\text{S}_8$  (2.5 equiv.), solvents (5.0 mL, v/v = 4:1), undivided cell, r.t., 10 h. <sup>b</sup> Isolated yield.

proceeded to achieve the cascade C–H functionalization when other bases such as  $\text{Et}_3\text{N}$ , DBU, and  $\text{K}_2\text{CO}_3$  were added (entries 3–5).  $\text{Cs}_2\text{CO}_3$  was found to be the most efficient base for this transformation. Subsequently, reaction solvents were screened. MeCN/ $\text{H}_2\text{O}$  as the solvent gave the best result compared to DMF/ $\text{H}_2\text{O}$  and THF/ $\text{H}_2\text{O}$  (entries 6 and 7). Furthermore, when the current was increased to 15 mA or reduced to 8 mA, a reduced yield of **3a** was observed (entries 8 and 9). The reaction provided **3a** in 56% yield without the addition of  $\text{Cs}_2\text{CO}_3$  (entry 10). Moreover, product **3a** was not detected in the absence of  $\text{S}_8$  or electricity, which illustrated that both are crucial for the transformation (entries 11 and 12).

After optimizing the electrolysis conditions, we then turned our attention to exploring the substrate scope of this electrochemical C–H sulfonylation–bromination of indolizines. Various indolizine derivatives were first evaluated under the optimal conditions, and the results are shown in Scheme 3. 2-Phenylindolizines with substituents such as –Me, –OMe, –Et,

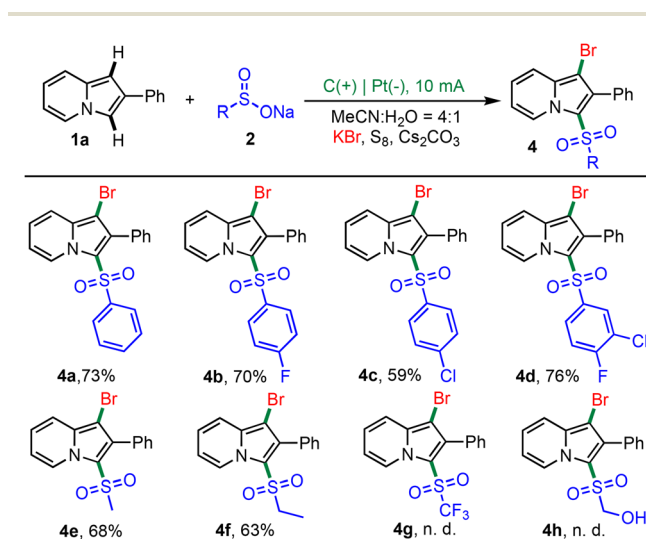
Scheme 3 Substrate scope of indolizines. Reaction conditions: **1** (0.3 mmol), **2a** (0.6 mmol), KBr (1.2 mmol),  $\text{Cs}_2\text{CO}_3$  (0.3 mmol),  $\text{S}_8$  (0.75 mmol), MeCN/ $\text{H}_2\text{O}$  = 4 mL/1 mL, 10 mA, r.t., 10 h. Isolated yield.

and -Br on the pyridine ring smoothly delivered the dual C-H functionalization products **3b–3f** in 36–61% yields. When the *ortho*-substituent of the phenyl in 2-phenylindolizine was occupied by the electron-withdrawing group -F, the reactions provided the desired product **3g** in 63% yield. Next, the effect of the substituent at the *para* position of the phenyl in 2-phenylindolizines was examined. The 2-phenylindolizines bearing substituents such as -OMe, -F, -Cl, -CN, and -CF<sub>3</sub> at the *para* position offered the corresponding products **3h–3k** in 52–78% yields. The structure of product **3i** was determined by single-crystal X-ray analysis (CCDC number: 2305723†). When the substituents (-F, -Cl, and -Br) occupied the *meta* position, it was found that the reactivity was slightly affected, furnishing the functional indolizine products **3l–3n** in 42–58% yields. Notably, 2-(4-fluoro-3-methylphenyl)indolizine was also found to be effective for the electrochemical C-H sulfonylation-bromination (**3o**). In addition, disubstituted indolizines were tolerated in this electrochemical reaction as well, giving the expected sulfonylated-brominated indolizine derivatives **3p–3r** in acceptable yields.

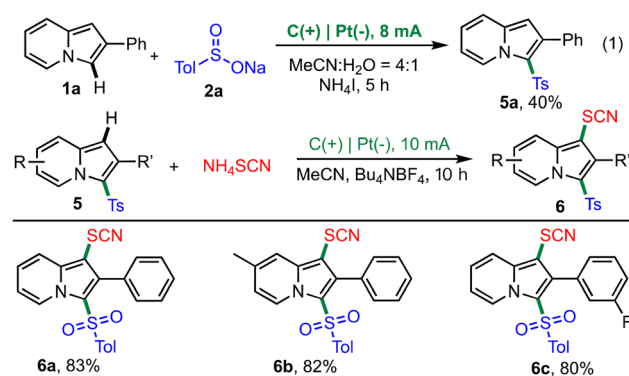
Next, the scope of the reaction with respect to the sodium sulfinate reactants was investigated with 2-phenylindolizine as the substrate (Scheme 4). Under the optimized conditions, the electroneutral substrate sodium benzenesulfinate allowed the preparation of product **4a** in 73% yield. Meanwhile, satisfactory yields of the target products could also be obtained for the substrates bearing electron-withdrawing substituents including sodium 4-fluorobenzenesulfinate, sodium 4-chlorobenzenesulfinate, and even sodium 3-chloro-4-fluorobenzenesulfinate (**4b–4d**). Moreover, aliphatic sulfonates such as sodium methanesulfinate and sodium ethanesulfinate proved to be suitable reaction partners, providing the desired sulfonyl-brominated indolizines in 63–68% yields (**4e** and **4f**). However, sodium trifluoromethanesulfinate and sodium hydroxymethanesulfinate did not convert to the desired products (**4g** and **4h**).

Encouraged by the above success, we wondered whether diverse functional groups such as -SCN, -SeR, and -SR could be selectively introduced into indolizines.<sup>12a,13</sup> If possible, it would widely expand the applications of this electrochemical C3-H and C1-H difunctionalization protocol. However, we did not detect the desired products when 2-phenylindolizine **1a**, sodium *p*-toluenesulfonate **2a**, and NH<sub>4</sub>SCN were used under the optimal electrochemical conditions. Interestingly, this aim could be realized *via* a two-step process. Electrochemical selective C3-H sulfonylation occurred first, which gave the C3-sulfonylated indolizine **5a** (Scheme 5, eqn (1)). C3-sulfonylated indolizines further underwent electrochemical C1-H thiocyanation to furnish the products **6**. For example, a variety of indolizines led to the formation of sulfonylation-thiocyanation products **6a–6c** in good yields (Scheme 5). This strategy was extended to the electrochemical synthesis of the sulfonylation-selenylation products **7a–7c** and they were obtained in excellent yields (Scheme 6). The diaryl diselenide and dialkyl diselenide were both efficient coupling partners. Moreover, diaryl disulfide could also participate in the electrochemical selective sulfonylation-thiolation, providing the desired product **7d** in 81% yield.

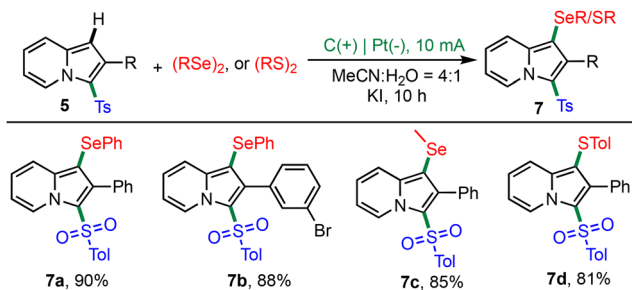
In addition, a scale-up reaction of **1a** and **2a** was performed in an undivided cell, resulting in the generation of the difunctional indolizine derivative **3a** in 61% isolated yield (Scheme 7, eqn (2)). To gain insights into the mechanism of the electrochemical C-H sulfonylation-bromination of indolizines, control experiments and cyclic voltammetry (CV) tests were carried out (Schemes 7 and 8). First, 3-sulfonylated indolizine **5a** was detected *via* electrochemical cross-coupling reactions between 2-phenylindolizine **1a** and sodium sulfinate **2a** (Scheme 5, eqn (1)). The 3-sulfonylated indolizine **5a** further underwent the electrochemical C-H bromination to afford the final difunctionalized product **3a** in 81% yield, which indicated that **5a** was likely to be an effective intermediate in the reaction (Scheme 7, eqn (3)). Meanwhile, we also noticed that the desired product **3a** could not be observed in the absence of



**Scheme 4** Substrate scope of sodium sulfonates. Reaction conditions: **1a** (0.3 mmol), **2** (0.6 mmol), KBr (1.2 mmol), Cs<sub>2</sub>CO<sub>3</sub> (0.3 mmol), S<sub>8</sub> (0.75 mmol), MeCN/H<sub>2</sub>O = 4 mL/1 mL, 10 mA, r.t., 10 h. Isolated yield.

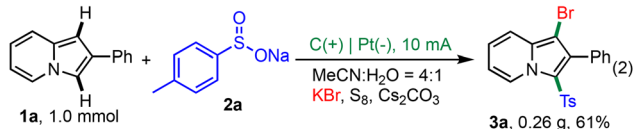


**Scheme 5** Electrochemical selective sulfonylation-thiocyanation of indolizines. Reaction conditions: **5** (0.2 mmol), NH<sub>4</sub>SCN (0.6 mmol), Bu<sub>4</sub>NBF<sub>4</sub> (0.8 mmol), MeCN = 5.0 mL, 10 mA, r.t., 10 h. Isolated yield.

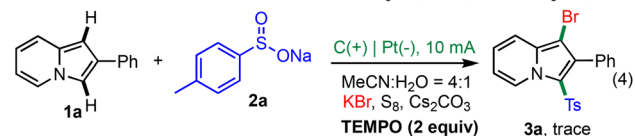
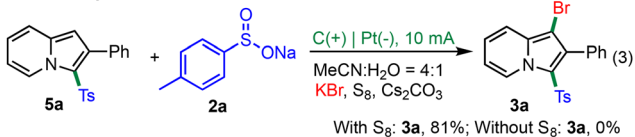


**Scheme 6** Electrochemical selective sulfonylation-selenylation/thiolation of indolizines. Reaction conditions: **5** (0.2 mmol),  $(RSe)_2$  or  $(RS)_2$  (0.6 mmol), KI (0.8 mmol), MeCN/H<sub>2</sub>O = 4 mL/1 mL, 10 mA, r.t., 10 h. Isolated yield.

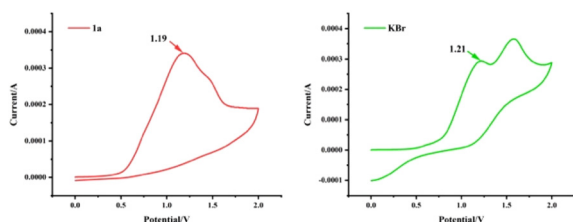
#### Scale-up reaction:



#### Control experiments:



**Scheme 7** Scale-up reaction and mechanistic experiments.

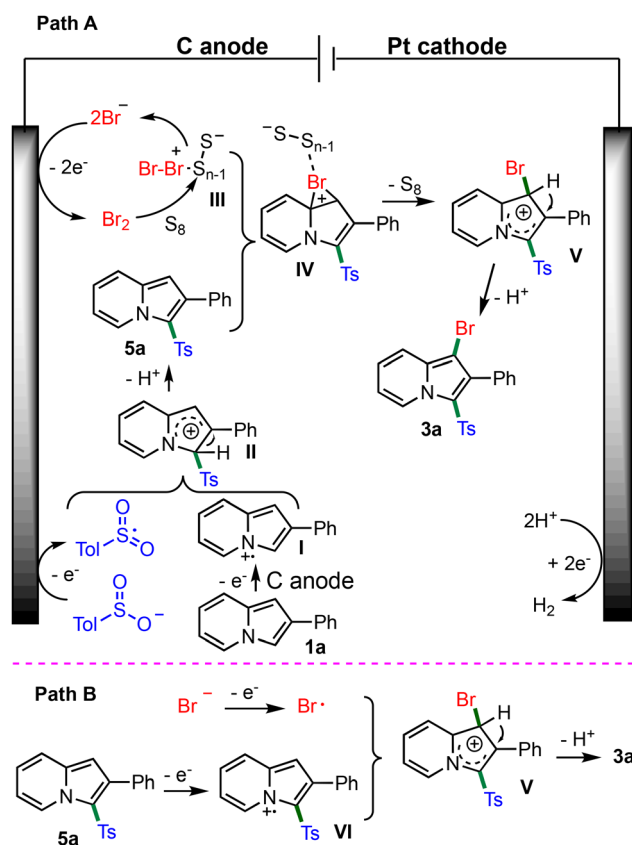


**Scheme 8** CV experiments.

$S_8$  or electric current, which confirmed the important role of  $S_8$  and electric current in the bromination reaction (Table 1, entry 11 and eqn (3)). Moreover, the addition of 2,2,6,6-tetramethyl-1-piperidinyloxy (TEMPO) inhibited the model reaction completely (Scheme 7, eqn (4)). This suggested that the reaction possibly proceeded *via* a radical pathway. Finally, we explored the redox behavior of 2-phenylindolizine **1a**, *p*-toluenesulfonate **2a**, and KBr by CV to understand the possible mechanism. The oxidation peaks of **1a** and **2a** were observed at 1.19 V and 1.20 V, respectively.<sup>8b</sup> The very close oxidation potentials between **1a** and **2a** likely induced the radical-radical cross-coupling reaction. Meantime, KBr showed an oxidation

peak at 1.22 V. Thus, **1a** and **2a** exhibited a lower oxidation potential and were preferentially oxidized at the anode.

Based on the experimental results and literature reports,<sup>4a,8-b,13</sup> two plausible reaction mechanisms for the electrochemical C–H sulfonylation-bromination of indolizines were proposed, as shown in Scheme 9. In path A, *p*-toluenesulfonate **2a** first loses one electron at the anode to generate a sulfonyl radical. Subsequently, the radical-radical cross-coupling reaction between the sulfone radical and radical species **I** gives the intermediate **II**, which undergoes deprotonation to provide 3-sulfonylated indolizine **5a**. On the other hand, Br<sub>2</sub> was formed *via* the electrochemical oxidation at the anode. The formed Br<sub>2</sub> was quickly captured by  $S_8$  to give the complex **III**,<sup>14</sup> which further reacted with 3-sulfonylated indolizine **5a** to yield the active bromonium ion intermediate **IV**. Next, a ring-opening reaction occurred to give the intermediate **V**, which was followed by deprotonation to give the final product **3a**. In path B, 3-sulfonyl indolizine **5a** was generated according to path A. The electrochemical oxidation of **5a** to its corresponding radical cation **VI** occurs; meanwhile the bromine radical is formed at the anode. Then the radical-radical coupling to give the intermediate **V**. Finally, product **3a** was obtained *via* the deprotonation of intermediate **V**.



**Scheme 9** Proposed mechanism pathways.

## Conclusions

In conclusion, we have demonstrated an environmentally friendly electrochemical regioselective C–H sulfonylation–bromination from indolizines and sodium sulfinates with readily available KBr as the halogenating agent and electrolyte. This selective electrochemical sulfonylation–bromination protocol allows for the construction of difunctionalized indolizine derivatives under catalyst- and oxidant-free conditions. Moreover, electrochemical C–H sulfonylation–thiocyanation/selenylation/thiolation of indolizines was also achieved *via* a two-step process. Finally, a series of control experiments and CV examinations were conducted to clarify the reaction mechanism.

## Conflicts of interest

There are no conflicts to declare.

## Acknowledgements

This work was supported by the National Natural Science Foundation of China (22001045) and the Start-up Grant from Guangdong Pharmaceutical University (51304043005 and 51304035006).

## Notes and references

- (a) Y. Yuan and A. Lei, Electrochemical Oxidative Cross-Coupling with Hydrogen Evolution Reactions, *Acc. Chem. Res.*, 2019, **52**, 3309–3324; (b) H. Yi, G. Zhang, H. Wang, Z. Huang, J. Wang, A. K. Singh and A. Lei, Recent Advances in Radical C-H Activation/Radical Cross-Coupling, *Chem. Rev.*, 2017, **117**, 9016–9085; (c) L. F. Novaes, J. Liu, Y. Shen, L. Lu, J. M. Meinhardt and S. Lin, Electrocatalysis as An Enabling Technology for Organic Synthesis, *Chem. Soc. Rev.*, 2021, **50**, 7941–8002; (d) M. Yan, Y. Kawamata and P. S. Baran, Synthetic Organic Electrochemical Methods Since 2000: On the Verge of a Renaissance, *Chem. Rev.*, 2017, **117**, 13230–13319.
- (a) K.-J. Jiao, C. Ma, D. Liu, H. Qiu, B. Cheng and T.-S. Mei, Nickel-Catalyzed Electrochemical Reductive Relay Cross-Coupling of Alkyl Halides with Alkyl Carboxylic Acids, *Org. Chem. Front.*, 2021, **8**, 6603–6608; (b) J. Lan, K. Lin, X. Zhang and T. Zhu, Stereoselective Migratory Heteroaryltrifluoromethylation of Allylic Amines via Electrosynthesis, *Green Chem.*, 2022, **24**, 6138–6144; (c) H.-T. Tang, Y.-Z. Pana and Y.-M. Pan, Research Progress in Electrochemical/Photochemical Utilization of Methanol as A C1 Source, *Green Chem.*, 2023, **25**, 8313–8327; (d) Z. Ruan, Z. Huang, Z. Xu, G. Mo, X. Tian, X.-Y. Yu and L. Ackermann, Catalyst-Free, Direct Electrochemical Triand Difluoroalkylation/Cyclization: Access to Functionalized Oxindoles and Quinolinones, *Org. Lett.*, 2019, **21**, 1237–1240.
- (a) Y.-Z. Zhang, Z.-Y. Mo, H.-S. Wang, X.-A. Wen, H.-T. Tang and Y.-M. Pan, Electrochemically Enabled Chemoselective Sulfonylation and Hydrazination of Indoles, *Green Chem.*, 2019, **21**, 3807–3811; (b) M. Jiang, Y. Yuan, T. Wang, Y. Xiong, J. Li, H. Guo and A. Lei, Exogenous-Oxidant and Catalyst-Free Electrochemical Deoxygenative C2 Sulfonylation of Quinoline N-Oxides, *Chem. Commun.*, 2019, **55**, 13852–13855; (c) J. Zhu, Z. Chen, M. He, D. Wang, L. Li, J. Qi, R. Shi and A. Lei, Metal-Free Electrochemical C3-Sulfonylation of Imidazo[1,2-*a*]pyridines, *Org. Chem. Front.*, 2021, **8**, 3815–3819; (d) E. Leclercq, M. Boddart, M. Beaucamp, M. Penhoat and L. Chausset-Boissarie, Electrochemical Sulfonylation of Imidazoheterocycles under Batch and Continuous Flow Conditions, *Org. Biomol. Chem.*, 2021, **19**, 9379–9385.
- (a) M. Hu, S. Zhang, C. Qin, H. Nie, Z. Xiong, X. Shi, Y. Zhao, M. Li, S. Wang, F. Ji and G. Jiang, Selective Electrochemical Halogenation of Functionalized Quinolone, *J. Org. Chem.*, 2023, **88**, 12958–12970; (b) Y. Lin, J. Jin, C. Wang, J. P. Wan and Y. Liu, Electrochemical C-H Halogenations of Enaminones and Electron-Rich Arenes with Sodium Halide (NaX) as Halogen Source for the Synthesis of 3-Halochromones and Haloarenes, *J. Org. Chem.*, 2021, **86**, 12378–12385; (c) K. Yu, X. Kong, J. Yang, G. Li, B. Xu and Q. Chen, Electrochemical Oxidative Halogenation of *N*-Arylalkynamides for the Synthesis of Spiro[4.5]trienones, *J. Org. Chem.*, 2021, **86**, 917–928; (d) M. Bhargava Reddy, R. Peri, M. Bhagavathiachari and R. Anandhan, Electrochemical Synthesis of Isobenzofuran-1-imines Using Oxidative Halocyclization of *o*-Alkynylbenzamides, *Org. Biomol. Chem.*, 2021, **19**, 6792–6796.
- (a) G. Hynd, J. G. Montana, H. Finch and M. C. Cramp, Indolizine Derivatives with CRTH2 Receptor Affinity for the Treatment of Inflammatory Diseases, WO2009044147, 2009; (b) F. Penteadó, C. S. Gomes, G. Perin, C. S. Garcia, C. F. Bortolato, C. A. Brüning and E. J. Lenardão, Regioselective Synthesis of 1-Sulfanyl- and 1-Selanylindolizines, *J. Org. Chem.*, 2019, **84**, 7189–7198; (c) A. F. Donnell, P. J. Dollings, J. A. Butera, A. J. Dietrich, K. K. Lipinski, A. Ghavami and W. D. Hirst, Identification of Pyridazino[4,5-*b*]indolizines as Selective PDE4B Inhibitors, *Bioorg. Med. Chem. Lett.*, 2010, **20**, 2163–2167; (d) T. Weide, L. Arve, H. Prinz, H. Waldmann and H. Kessler, 3-Substituted Indolizine-1-carbonitrile Derivatives as Phosphatase Inhibitors, *Bioorg. Med. Chem. Lett.*, 2006, **16**, 59–63.
- (a) A. J. Huckaba, F. Giordano, L. E. McNamara, K. M. Dreux, M. I. Hammer, G. S. Tschumper, S. M. Zakeeruddin, M. Grätzel, M. K. Nazeeruddin and J. H. Delcamp, Indolizine-Based Donors as Organic Sensitizer Components for Dye-Sensitized Solar Cells, *Adv. Energy Mater.*, 2015, **5**, 1401629; (b) A. J. Huckaba, A. Yella, P. Brogdon, J. S. Murphy, M. K. Nazeeruddin, M. Grätzel

- and J. H. Delcamp, A Low Recombination Rate Indolizine Sensitizer for Dye-Sensitized Solar Cell, *Chem. Commun.*, 2016, **52**, 8424–8427; (c) A. J. Huckaba, A. Yella, L. E. McNamara, A. E. Steen, J. S. Murphy, C. A. Carpenter, G. D. Punecky, N. I. Hammer, M. K. Nazeeruddin, M. Grätzel and J. H. Delcamp, Molecular Design Principles for Near-Infrared Absorbing and Emitting Indolizine Dyes, *Chem. – Eur. J.*, 2016, **22**, 15536–15542; (d) E. Kim, Y. Lee, S. Lee and S. B. Park, Discovery, Understanding, and Bioapplication of Organic Fluorophore: A Case Study with an Indolizine-Based Novel Fluorophore, Seoul-Fluor, *Acc. Chem. Res.*, 2015, **48**, 538–547.
- 7 (a) B. Sadowski, J. Klajna and D. T. Gryko, Recent Advances in the Synthesis of Indolizines and Their  $\pi$ -Expanded Analogues, *Org. Biomol. Chem.*, 2016, **14**, 7804–7828; (b) J. Hui, Y. Ma, J. Zhao and H. Cao, Recent Advances in the Synthesis of Indolizine and Its Derivatives by Radical Cyclization/Cross-Coupling, *Org. Biomol. Chem.*, 2021, **19**, 10245–10258; (c) X. Liu, X. Shi, J. Zhou, C. Huang, Y. Lin, C. Zhang and H. Cao, Dearomative Cyclization of Pyridines/Isoquinolines with Cyclopropanones: Access to Indolizinones and Benzo-Fused Indolizinones, *Chem. Commun.*, 2023, **59**, 4051–4054; (d) L. Zhao, W. Li, J. Liu, L. Ni, Z. Liu, H. Shen, H. Cao and X. Liu, Transition Metal-Free Annulative Vinylene Transfer via the 1,3-Dipolar Reaction of *N*-Ylides: Access to Benzo-Fused Indolizines, *Org. Biomol. Chem.*, 2022, **20**, 9604–9608.
- 8 (a) A. S. Budnikov, I. B. Krylov, O. M. Mulina, D. A. Lapshin and A. O. Terent'ev, CH-Functionalization of Heterocycles with the Formation of C-O, C-N, C-S/Se, and C-P Bonds by Intermolecular Addition of Heteroatom-Centered Radicals, *Adv. Synth. Catal.*, 2023, **365**, 1714–1755; (b) W. Kim, H. Y. Kim and K. Oh, Oxidation Potential-Guided Electrochemical Radical-Radical Cross Coupling Approaches to 3-Sulfonylated Imidazopyridines and Indolizines, *J. Org. Chem.*, 2021, **86**, 15973–15991; (c) C. Feng, X. Liu, Y. She, Z. Shen and M. Li, Electrochemical C-H/N-H Cross-Coupling of 2-Phenylindolizines with Phenothiazines to Synthesize Novel *N*-Aryl Phenothiazine Derivatives, *Chin. Chem. Lett.*, 2023, **34**, 107935; (d) Y. Liang, L. Teng, Y. Wang, Q. He and H. Cao, A Visible-Light Induced Intermolecular [3+2] Alkenylation–Cyclization Strategy: Metal-Free Construction of Pyrrolo[2,1,5-*cd*]indolizine Rings, *Green Chem.*, 2019, **21**, 4025–4029; (e) Y. Zhang, Y. Yu, B.-b. Liang, Y.-Y. Pei, X. Liu, H.-G. Yao and H. Cao, Synthesis of Pyrrolo[2,1,5-*cd*]indolizine Rings via Visible-Light-Induced Intermolecular [3+2] Cycloaddition of Indolizines and Alkynes, *J. Org. Chem.*, 2020, **85**, 10719–10727.
- 9 (a) L. Teng, X. Liu, P. Guo, Y. Yu and H. Cao, Visible-Light-Induced Regioselective Dicarboxylation of Indolizines with Oxaldehydes via Direct C-H Functionalization, *Org. Lett.*, 2020, **22**, 3841–3845; (b) D. Song, C. Huang, P. Liang, B. Zhu, X. Liu and H. Cao, Lewis Acid-Catalyzed Regioselective C-H Carboxamidation of Indolizines with Dioxazolones via An Acyl Nitrene Type Rearrangement, *Org. Chem. Front.*, 2021, **8**, 2583–2588; (c) X. Liu, D. Song, Z. Zhang, J. Lin, C. Zhuang, H. Zhan and H. Cao, Regioselective C-H Dithiocarbamation of Indolizines with Tetraalkylthiuram Disulfide under Metal-Free Conditions, *Org. Biomol. Chem.*, 2021, **19**, 5284–5288; (d) S. Wu, D. Hu, X. Wan, J. Zhao, Q. He, Z. Su and H. Cao, Photocatalytic C-H Disulfuration for the Preparation of Indolizine-3-disulfides, *J. Org. Chem.*, 2022, **87**, 16297–16306.
- 10 (a) J. Li, X. Liu, J. Deng, Y. Huang, Z. Pan, Y. Yu and H. Cao, Electrochemical Diselenylation of Indolizines via Intermolecular C-Se Formation with 2-Methylpyridines,  $\alpha$ -Bromoketones and Diselenides, *Chem. Commun.*, 2020, **56**, 735–738; (b) B. Li, Z. Chen, H. Cao and H. Zhao, Transition-Metal-Free Regioselective Cross-Coupling: Controlled Synthesis of Mono- or Dithiolation Indolizines, *Org. Lett.*, 2018, **20**, 3291–3295.
- 11 X. Liu, W. Jiang, C. Huang, S. Ma, Q. Wang and H. Cao, Electrochemical Phosphorothiolation and 1,4-S  $\rightarrow$  C Phospho-Fries Rearrangement: Controlled Access to Phosphorothiolated and Mercapto-Phosphono Substituted Indolizines, *Org. Chem. Front.*, 2023, **10**, 5198–5204.
- 12 (a) X. Liu, Y. Wang, D. Song, Y. Wang and H. Cao, Electrochemical Regioselective Selenylation/Oxidation of *N*-Alkylisoquinolinium Salts via Double C(sp<sup>2</sup>)-H Bond Functionalization, *Chem. Commun.*, 2020, **56**, 15325–15328; (b) C. Huang, J. Hu, G. Chen, M. Wu, H. Cao and X. Liu, Electrochemical Oxidative Cyclization of Alkenes, Boronic Acids, and Dichalcogenides to Access Chalcogenated Boronic Esters and 1,3-Diols, *Org. Chem. Front.*, 2022, **9**, 12–18; (c) J. Zhou, X. Shi, H. Zheng, G. Chen, C. Zhang, X. Liu and H. Cao, Deconstructive Cycloaromatization Strategy towards *N,O*-Bidentate Ligands from Indolizines and Cyclopropanones, *Org. Lett.*, 2022, **24**, 3238–3243; (d) X. Liu, J. Zhou, H. Zheng, J. Liu, Z. Liu, L. Ni, X. Kong, C. Zhang and H. Cao, Synthesis and Optical Properties of Polyaryl 2-(Pyridin-2-yl)phenol-Based Four-Coordinate Organoboron Complexes, *Chin. J. Chem.*, 2023, **41**, 924–930; (e) H. Zheng, H. Xiong, C. Su, H. Cao, H. Yao and X. Liu, Photoinduced Successive Oxidative Ring-Opening and Borylation of Indolizines with NHC-Boranes, *RSC Adv.*, 2022, **12**, 470–474.
- 13 (a) G. M. Martins, A. G. Meirinho, N. Ahmed, A. L. Braga and S. R. Mendes, Recent Advances in Electrochemical Chalcogen (S/Se)-Functionalization of Organic Molecules, *ChemElectroChem*, 2019, **6**, 5928–5940; (b) J. Liu, J.-P. Wan and Y. Liu, Electrochemical Difunctionalization of Alkenes and Alkynes for the Synthesis of Organochalcogens Involving C–S/Se Bond Formation, *Org. Chem. Front.*, 2024, **11**, 597–630; (c) Y. J. Kim and D. Y. Kim, Electrochemical Radical Selenylation/1,2-Carbon Migration and Dowd-Beckwith Type Ring-Expansion Sequences of Alkenylcyclobutanols, *Org. Lett.*, 2019, **21**, 1021–1025; (d) S. Mallick, M. Baidya, K. Mahanty, D. Maiti and S. De Sarkar, Electrochemical Chalcogenation of  $\beta,\gamma$ -Unsaturated Amides and Oximes to Corresponding Oxazolines and Isoxazolines, *Adv. Synth. Catal.*, 2020, **362**, 1046–1052;

- (e) J. Chen, H. Yang, M. Zhang, H. Chen, J. Liu, K. Yin, S. Chen and A. Shao, Electrochemical-induced regioselective C-3 thiocyanation of imidazoheterocycles with hydrogen evolution, *Tetrahedron Lett.*, 2021, **65**, 152755.
- 14 (a) Y. Nishii, M. Ikeda, Y. Hayashi, S. Kawauchi and M. Miura, Triptyceny Sulfide: A Practical and Active Catalyst for Electrophilic Aromatic Halogenation Using N-Halosuccinimides, *J. Am. Chem. Soc.*, 2020, **142**, 1621–1629; (b) L. Liao and X. Zhao, Indane-Based Chiral Aryl Chalcogenide Catalysts: Development and Applications in Asymmetric Electrophilic Reactions, *Acc. Chem. Res.*, 2022, **55**, 2439–2453; (c) P. Song, W. Rao, T. Chivers and S.-Y. Wang, Applications of Trisulfide Radical Anion  $S_3^{\cdot-}$  in Organic Chemistry, *Org. Chem. Front.*, 2023, **10**, 3378–3401; (d) J. Li, Y. Liu, Z. Chen, J. Li, X. Ji, L. Chen, Y. Huang, Q. Liu and Y. Li, Synthesis of Substituted Thiophenes through Dehydration and Heterocyclization of Alkynols, *J. Org. Chem.*, 2022, **87**, 3555–3566.