



Cite this: *Dalton Trans.*, 2024, **53**, 16455

Received 6th August 2024,  
Accepted 2nd September 2024

DOI: 10.1039/d4dt02246g

rs.c.li/dalton

## Recent advances in the remote catalytic functionalisation of ferrocenes

William Erb

While the catalytic activation of C–H bonds adjacent to a directing group is well developed in the ferrocene series, the functionalisation of a remote position has scarcely been explored. Here, we summarise the latest developments in this field in the broader context of 1,3-disubstituted ferrocene derivatives.

### Introduction

The serendipitous discovery of ferrocene in 1951<sup>1,2</sup> rejuvenated the area of organometallic chemistry and, 70 years later, derivatives of this stable organometallic still occupy a pivotal place in chemistry. However, the development of synthetic routes<sup>3–6</sup> and applications<sup>7–10</sup> is mainly limited to monosubstituted, 1,1'- and 1,2-disubstituted derivatives, while unusual substitution patterns remain barely investigated. The case of 1,3-disubstituted ferrocenes is especially representative of this trend, although this original scaffold is a key element in compounds used as liquid crystals,<sup>11</sup> sensors,<sup>12,13</sup> molecular

machines<sup>14</sup> and biologically active products.<sup>15</sup> Pincer ligands,<sup>16,17</sup> chalcogen bond donors<sup>18</sup> and phosphine-gold catalysts<sup>19</sup> are other representative examples of this family of compounds. Although these studies highlight the value of this scaffold, the development of 1,3-disubstituted ferrocenes remains well behind that of 1,1'- and 1,2-disubstituted analogues.

This is due, at least in part, to the lack of straightforward synthetic approaches to these compounds. Apart from the construction of the ferrocene core itself, as initially reported by Hafner,<sup>20</sup> common strategies to produce 1,3-disubstituted ferrocenes rely on the functionalisation of a ferrocene derivative (Scheme 1). This can be achieved using aromatic electrophilic substitution as described by Nesmeyanov, although hardly separable isomeric mixtures are obtained.<sup>21</sup> Directed deprotonation using removable directing groups (DG), initially documented by Slocum<sup>22</sup> and later revisited by Weissensteiner,<sup>23,24</sup> Jaouen<sup>25</sup> and Butler,<sup>26</sup> has remained the preferred route to 1,3-disubstituted ferrocenes, especially in their stereopure form. Another approach, mainly developed by our group,<sup>27–34</sup> relies on the “halogen dance” reaction,<sup>35–37</sup> an

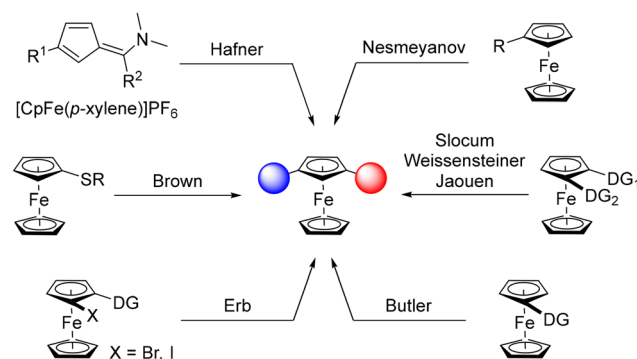
Univ Rennes, CNRS, ISCR (Institut des Sciences Chimiques de Rennes) – UMR 6226, F-35000 Rennes, France. E-mail: william.erb@univ-rennes.fr



William Erb

William Erb obtained his Ph.D. in organic chemistry in 2010 under the supervision of Prof. Jieping Zhu on the total synthesis of natural products and palladium-catalyzed reactions. During the next 4 years of post-doctoral studies he worked in various laboratories on different research projects ranging from organocatalysis to supramolecular chemistry with an emphasis on the development of new methodologies (University of Bristol,

Prof. Varinder Aggarwal, UK – ESPCI, Prof. Janine Cossy, Paris – LCMT, Prof. Jacques Rouden, Caen – COBRA, Prof. Géraldine Gouhier, Rouen). He was appointed assistant professor at the University of Rennes (France) in 2015 where he is mainly working on the development of ferrocene functionalization toward original derivatives.



Scheme 1 Main approaches toward 1,3-disubstituted ferrocenes. Cp: cyclopentadiene.



isomerisation process promoted by a lithium amide and driven by the stability of lithiated intermediates during which a heavy halogen adjacent to a directing group moves to a remote position. A final approach, based on the remote deprotonation of ferrocene sulfides has also been reported by Brown.<sup>38</sup> Although various 1,3-disubstituted ferrocenes have been made over the last few decades using these approaches, they suffer from either the number of steps involved or their lack of generality. It is therefore clear that the development of straightforward synthetic routes is needed to explore the chemical space around 1,3-disubstituted ferrocenes and unlock their full potential.

## Remote catalytic functionalisation of ferrocenes

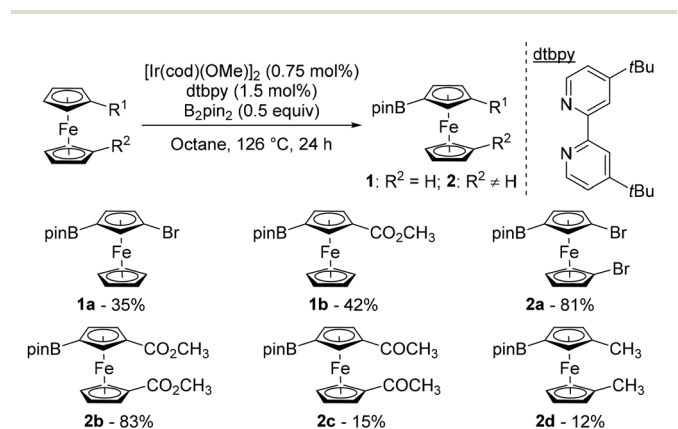
Over the last few decades, remote catalytic C–H functionalisation has emerged as a powerful tool to introduce substituents in a site-selective, step- and atom-economical manner in the benzene series.<sup>39–42</sup> Although this approach holds great potential for efficiently delivering 1,3-disubstituted ferrocenes, it has scarcely been studied until recently.

In 2004, Plenio pioneered this strategy in the ferrocene series, with the reaction between substituted ferrocenes and bis(pinacolato)diboron ( $B_2pin_2$ ) in the presence of  $[Ir(cod)(OMe)]_2$  (cod: 1,5-cyclooctadiene) and 4,4'-di-*tert*-butyl-2,2'-bipyridine (dtbpy) under reflux in octane (Scheme 2).<sup>43</sup> From bromoferrocene and carbomethoxyferrocene, the 3-borylated products **1a–b** were isolated in moderate yields while substantial amounts of their 1' isomers were also formed (28 and 31% yields, respectively). This side reaction on the unsubstituted cyclopentadienyl ring was suppressed when 1,1'-disubstituted ferrocenes were evaluated, and the corresponding products **2a–b** were obtained in good yields. However, a ketone was barely compatible as 1,1'-diacetylferrocene gave only 15% of the corresponding borylated product **2c**. The presence of electron-donating substituents led to a marked drop in reactivity,

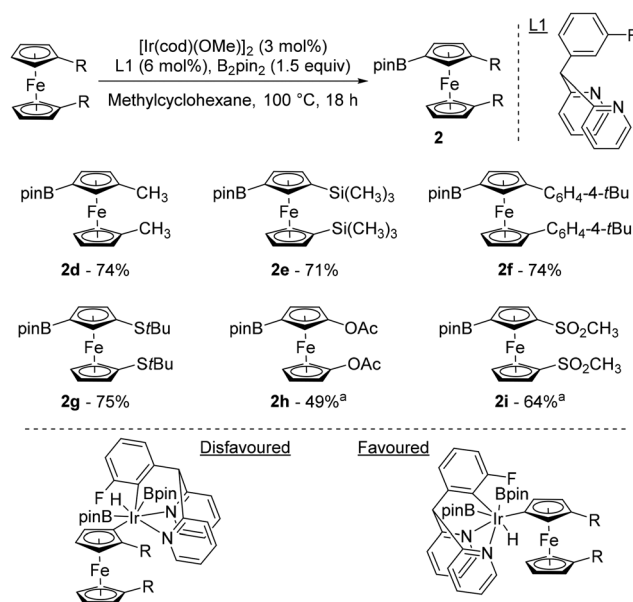
with 1,1'-dimethylferrocene **2d** being isolated in a low 12% yield. The origin of the regioselectivity was not discussed at this stage.

It was only 20 years after Plenio's seminal work that progress was made in the field of remote catalytic functionalisation of ferrocene, with four studies published in 2023. The first was reported by Hu and Chen who revisited the iridium-catalysed borylation of 1,1'-disubstituted ferrocenes using a catalytic system consisting of  $[Ir(cod)(OMe)]_2$  and 2,2'-dipyridyl-(3-fluorophenyl)methane (L1) at 100 °C in methylcyclohexane (Scheme 3).<sup>44</sup> Pleasingly, they were able to overcome the limitations encountered by Plenio<sup>43</sup> as electron-rich derivatives bearing alkyls, aryls, silanes and sulfides now reacted smoothly to afford the desired products **2d–g** in good yields. Electron-withdrawing substituents such as ester and bromine, provided that 3,4,7,8-tetramethyl-1,10-phenanthroline was used for the latter, were also tolerated and afforded the compounds **2a** and **2b** in 83 and 54% yields, respectively. However, the acetate and sulfone derivatives required the use of tetrahydrofuran (THF) to deliver the products **2h–i**. To rationalise the excellent regioselectivities recorded, the authors postulated that the unfavourable steric interactions between the substituents and the bulky catalyst<sup>45</sup> would favour activation of the remote C–H bond rather than the one adjacent to the substituent.

That same year, Madhavan and Kapur reported another approach to 1,3-disubstituted ferrocenes<sup>46</sup> using the template strategy originally developed by Yu.<sup>47</sup> Many challenges are associated with this approach: (1) controlling proximal vs. remote functionalisation; (2) forming a large thermodynamically unfavourable cyclophane-like pre-transition state



**Scheme 2** Iridium-catalysed remote borylation of ferrocene derivatives.



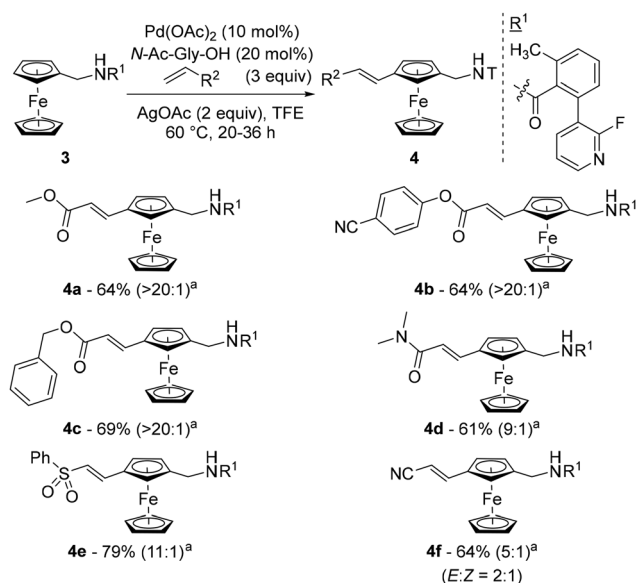
**Scheme 3** Top: iridium-catalysed remote borylation of ferrocene derivatives. Bottom: putative origin of the observed regioselectivity. <sup>a</sup> Reaction performed in THF.



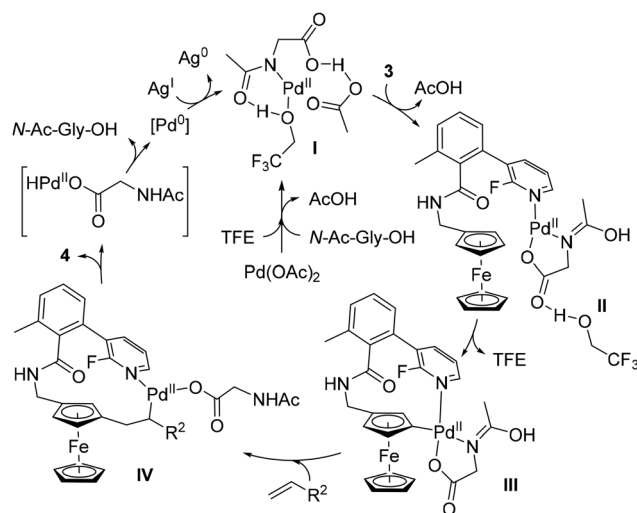
ring; (3) performing functionalisation of the substituted ring; and (4) avoiding polyfunctionalisation. To address these issues, the authors attached a fluoropyridine-based template ( $R^1$ ) to aminomethylferrocene (compound **3**) and optimised a catalytic system consisting of  $\text{Pd}(\text{OAc})_2$ , *N*-acetylglycine (*N*-Ac-Gly-OH) and  $\text{AgOAc}$  in 2,2,2-trifluoroethanol (TFE) at 60 °C (Scheme 4). Under these conditions, they were able to carry out remote alkenylation of their substrates with moderate to good yields and selectivities. The reaction tolerated various alkyl- (**4a**), aryl- (**4b**) and benzylacrylates (**4c**) as coupling partners, as well as acrylamides (**4d**), acrylonitrile (**4e**) and vinyl-sulfone (**4f**). More complex acrylates derived from glucofuranose, cholesterol, *D*- $\alpha$ -tocopherol and fenchol were also involved in the reaction, again with excellent regioselectivities but slightly lower yields. Cleavage of the template could be achieved using HCl under reflux with ethanol prior to the protection of the resulting primary amine.

The structure of the template was of utmost importance as no product was formed in the absence of either the methyl group or the fluorine atom. While the former probably favours an optimal conformation of the template, the effect of the latter could be steric (also favouring an active conformation) or electronic (modulating the coordination capacity of the pyridine). Deuteration studies ruled out the C–H activation and  $\beta$ -elimination steps as rate-determining, while the stoichiometric reaction between substrate **3**,  $\text{Pd}(\text{OAc})_2$  and *N*-Ac-Gly-OH allowed identification of the palladacycle **III** by ESI-HRMS (Scheme 5). On the basis of these findings, the authors proposed the catalytic cycle depicted in Scheme 5.

An enantioselective version of this remote C–H activation was attempted using various chiral amino acids, (*R*)-BINOL



**Scheme 4** Representative examples of the remote functionalisation of ferrocene using the template-assisted approach. <sup>a</sup>Ratio between the product functionalised at the 3-position and the other isomers, determined by HPLC of the crude reaction mixture.



**Scheme 5** Proposed reaction mechanism for the remote C–H functionalisation of ferrocene by the template-assisted approach.

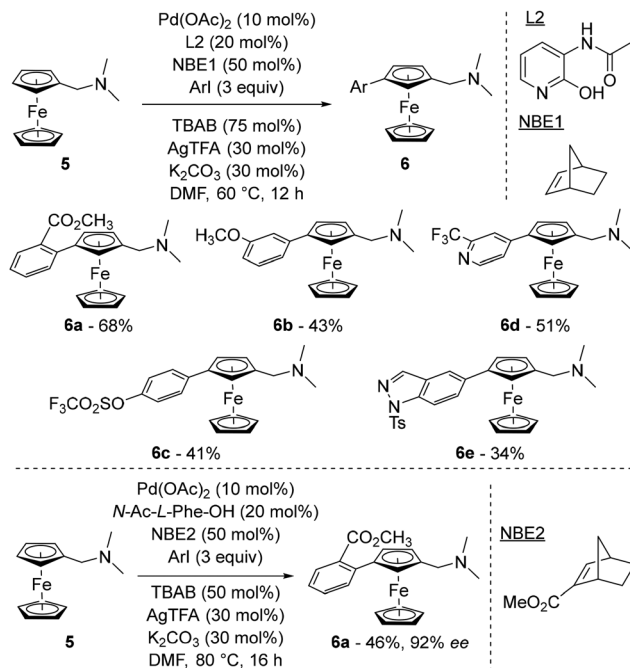
and various (*R*)-BINOL-based phosphoric acids. However, these efforts were unsuccessful, with the best value of 9% ee having been reached with *N*-acetyl-alanine as the ligand.

In a research paper published online in December 2022 and not yet peer-reviewed,<sup>48</sup> the same research group also explored a relay strategy inspired by the Catellani reaction<sup>49</sup> and originally developed by Yu in the benzene series.<sup>50</sup> In this process, a norbornene derivative was used as a relay to move a palladium intermediate adjacent to a directing group to a remote position. Starting from (dimethylaminomethyl)ferrocene (**5**), the authors identified a combination of  $\text{Pd}(\text{OAc})_2$ , norbornene (NBE1), ligand L2, tetra-*n*-butylammonium bromide (TBAB), silver trifluoroacetate ( $\text{AgTFA}$ ) and potassium carbonate in dimethylformamide (DMF) as able to deliver the arylated ferrocenes **6** in moderate yields (Scheme 6, top). While the use of protected amino acids with norbornene was inefficient (10% yield at best), arylation occurred in 44% yield when *N*-Ac-Gly-OH was used in combination with 2-carbomethoxynorbornene, suggesting a subtle interaction between the norbornene relay and the ligand. Various substituted iodo-benzenes were evaluated as coupling partners in yields ranging from 26 to 68% (compounds **6a–c**) and the reaction was extended to iodinated pyridines (**6d**), indole, benzopyrazole (**6e**) and carbazole as well as some natural product derivatives.

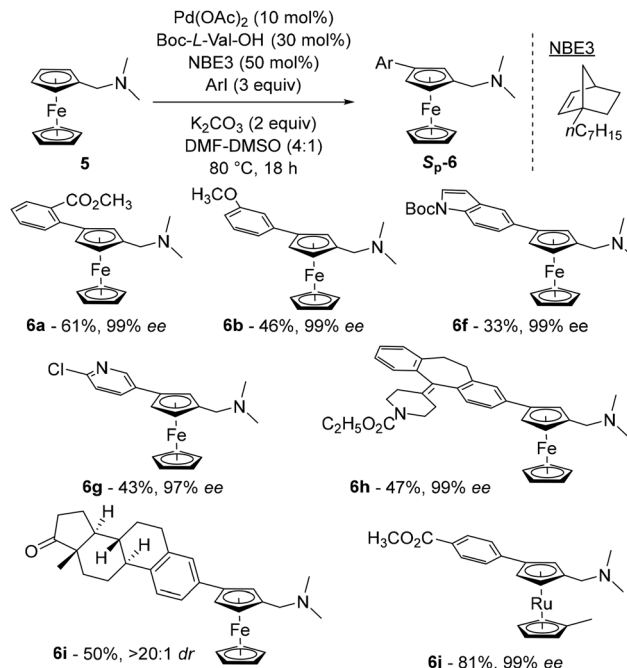
An asymmetric version of the reaction was developed using *N*-acetyl-*L*-phenylalanine (*N*-Ac-*L*-Phe-OH) in combination with 2-carbomethoxynorbornene (NBE2), affording the product **6a** in 46% yield and 92% ee (Scheme 6, bottom). While all *L*-amino acids gave the same enantiomer, although not determined, of **6a**, the use of *N*-Ac-*D*-Phe-OH surprisingly gave similar results, albeit with a reduced 80% ee.

The latest study concerning remote functionalisation in the ferrocene series was published by Cheng, Yu and Zhou in April 2023, although it was submitted a year earlier.<sup>51</sup> In this work,



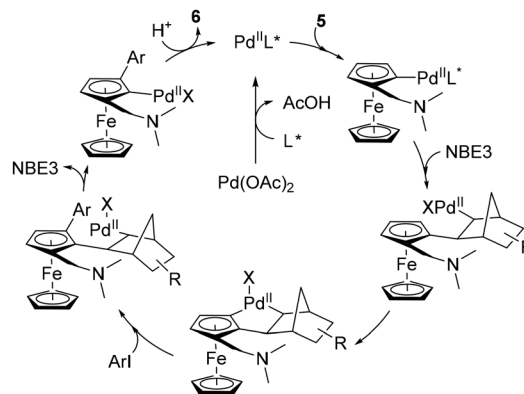


**Scheme 6** Representative examples of the remote functionalisation of ferrocene by the relay strategy.



**Scheme 7** Representative examples of the asymmetric remote functionalisation of ferrocene by the relay strategy.

the authors also explored the relay strategy initially developed in the benzene series.<sup>50</sup> To address the differences between benzene and ferrocene, which can affect both palladation at position 3 and final relay elimination, they evaluated a library of racemic norbornene derivatives in combination with protected *L*-valine derivatives. Like Madhavan and Kapur, the use of 2-carbomethoxynorbornene and *N*-Boc-*L*-valine did not yield the expected product. However, minor modifications to norbornene had a major influence on the reaction outcome, with 1-carbomethoxynorbornene improving the yield by 19%. Optimisation of the reaction parameters led to the identification of the best catalytic system consisting of Pd(OAc)<sub>2</sub>, *N*-Boc-*L*-Val-OH, norbornene NBE3 and potassium carbonate in a DMF-DMSO mixture at 80 °C for 18 h (Scheme 7). The high enantioselectivity for the *S<sub>p</sub>* enantiomers, revealed by X-ray diffraction analysis, arises solely from the chiral amino acid as the use of enantioenriched NBE3 did not influence the reaction outcome whereas *N*-Boc-*D*-valine gave the *R<sub>p</sub>* enantiomer with 99% *ee*. Various substituted iodobenzenes (**6a–b**), benzothiophene, indole (**6f**), pyridine (**6g**) and quinoline were evaluated as coupling partners with yields ranging from 39 to 95%, and *ee* from 96 to 99%. Aryl bromides can also be used with unchanged enantioselectivities, albeit in reduced yields. The reaction has been extended to complex aryl iodides derived from drugs (**6h**) or natural products (**6i**) as well as ruthenocene derivatives (**6j**), again with good results. Deuteration studies revealed that activation of the adjacent C–H bond was irreversible and could therefore be the enantio-determining step. The authors also found that the final protodepalladation step was favoured by a protic species such as the



**Scheme 8** Proposed reaction mechanism for the remote asymmetric functionalisation of ferrocene using a transient mediator.

remaining water, and the catalytic cycle depicted in Scheme 8 was proposed.

## Conclusions and perspectives

While Plenio's seminal paper on the remote catalytic functionalisation of ferrocene was published 20 years ago, it is only in recent years that we have witnessed elegant developments of this approach. However, there are still challenges ahead. One of these is to broaden the scope of coupling partners in these transformations. Indeed, while the pinacol ester can be converted into other substituents, alkenes and aryls are less amenable to other transformations. It would also be desirable to



extend these reactions to other substituted ferrocenes. Although catalytic borylation currently appears to be unlimited in terms of ferrocene substituents, the template and relay strategies require ferrocenes bearing specific linkers or directing groups. Finally, the development of remote asymmetric functionalisation is still in its infancy. The relay strategy is currently the only approach capable of providing enantioenriched products, with the origin of the enantioselectivity residing in the asymmetric activation of a C–H bond adjacent to the directing group. Controlling the direct asymmetric activation of a C–H bond remote from a substituent is likely to be the next objective to be reached. To address these challenges, inspiration could be drawn from work on non-covalently bound templates<sup>40,41</sup> based on metal coordination, hydrogen bonding or ionic interactions. These might be capable of enantioselectively directing a catalytic metal to the position 3 of ferrocene, as recently reported by Phipps in the benzene series.<sup>52</sup> The development of these methodologies is expected to broaden the 1,3-disubstituted ferrocenes family, for applications in medicine,<sup>15,53</sup> molecular machines<sup>14</sup> and catalysis.<sup>19</sup>

## Author contributions

Writing – review and editing, W. E.

## Data availability

No primary research results were generated as part of this review.

## Conflicts of interest

There are no conflicts to declare.

## Acknowledgements

This work was supported by the Agence Nationale de la Recherche (ANR; Ferrodance project ANR-19-CE07-0015-01). A CC-BY public copyright licence has been applied by the author and will be applied to all subsequent versions up to the Author's Accepted Manuscript, in accordance with the grant's open access conditions. W. E. thanks the Université de Rennes, Rennes Métropole and Prof. F. Mongin for their support, critical review of this document and valuable suggestions.

## References

- 1 T. J. Kealy and P. L. Pauson, *Nature*, 1951, **168**, 1039–1040.
- 2 S. A. Miller, J. A. Tebboth and J. F. Tremaine, *J. Chem. Soc.*, 1952, 632–635.
- 3 I. R. Butler, *Eur. J. Inorg. Chem.*, 2012, **2012**, 4387–4406.
- 4 D. Schaarschmidt and H. Lang, *Organometallics*, 2013, **32**, 5668–5704.
- 5 S. Arai and M. Ogasawara, *Tetrahedron Lett.*, 2015, **56**, 1751–1761.
- 6 M. Korb and H. Lang, *Eur. J. Inorg. Chem.*, 2022, e202100946.
- 7 R. Sun, L. Wang, H. Yu, Z.-U. Abidin, Y. Chen, J. Huang and R. Tong, *Organometallics*, 2014, **33**, 4560–4573.
- 8 L. Cunningham, A. Benson and P. J. Guiry, *Org. Biomol. Chem.*, 2020, **18**, 9329–9370.
- 9 B. Sharma and V. Kumar, *J. Med. Chem.*, 2021, **64**, 16865–16921.
- 10 G. Roy, R. Gupta, S. Ranjan Sahoo, S. Saha, D. Asthana and P. Chandra Mondal, *Coord. Chem. Rev.*, 2022, **473**, 214816.
- 11 R. Deschenaux and J.-L. Marendaz, *J. Chem. Soc., Chem. Commun.*, 1991, 909–910.
- 12 S. R. Collinson, T. Gelbrich, M. B. Hursthouse and J. H. R. Tucker, *Chem. Commun.*, 2001, 555–556.
- 13 J. Y. C. Lim and P. D. Beer, *Eur. J. Inorg. Chem.*, 2017, 220–224.
- 14 T. Muraoka, K. Kinbara, Y. Kobayashi and T. Aida, *J. Am. Chem. Soc.*, 2003, **125**, 5612–5613.
- 15 B. Ferber, S. Top, A. Vessières, R. Welter and G. Jaouen, *Organometallics*, 2006, **25**, 5730–5739.
- 16 E. J. Farrington, E. Martinez Viviente, B. S. Williams, G. van Koten and J. M. Brown, *Chem. Commun.*, 2002, 308–309.
- 17 A. A. Koridze, A. M. Sheloumov, S. A. Kuklin, V. Y. Lagunova, I. I. Petukhova, F. M. Dolgushin, M. G. Ezernitskaya, P. V. Petrovskii, A. A. Macharashvili and R. V. Chedia, *Russ. Chem. Bull.*, 2002, **51**, 1077–1078.
- 18 V. Mamane, P. Peluso, E. Aubert, R. Weiss, E. Wenger, S. Cossu and P. Pale, *Organometallics*, 2020, **39**, 3936–3950.
- 19 U. Caniparoli, I. Escofet and A. M. Echavarren, *ACS Catal.*, 2022, **12**, 3317–3322.
- 20 P. Bickert, B. Hildebrandt and K. Hafner, *Organometallics*, 1984, **3**, 653–657.
- 21 A. N. Nesmeyanov, E. V. Leonova, N. S. Kochetkova, A. I. Malkova and A. G. Makarovskaya, *J. Organomet. Chem.*, 1975, **96**, 275–278.
- 22 D. W. Slocum, R. L. Marchal and W. E. Jones, *J. Chem. Soc., Chem. Commun.*, 1974, 967–968.
- 23 M. Steurer, K. Tiedl, Y. Wang and W. Weissensteiner, *Chem. Commun.*, 2005, 4929–4931.
- 24 M. Steurer, Y. Wang, K. Mereiter and W. Weissensteiner, *Organometallics*, 2007, **26**, 3850–3859.
- 25 B. Ferber, S. Top, R. Welter and G. Jaouen, *Chem. – Eur. J.*, 2006, **12**, 2081–2086.
- 26 I. R. Butler, M. G. B. Drew, C. H. Greenwell, E. Lewis, M. Plath, S. Mussig and J. Szweczyk, *Inorg. Chem. Commun.*, 1999, **2**, 576–580.
- 27 A. Zirakzadeh, A. Herlein, M. A. Groß, K. Mereiter, Y. Wang and W. Weissensteiner, *Organometallics*, 2015, **34**, 3820–3832.
- 28 M. Tazi, W. Erb, Y. S. Halauko, O. A. Ivashkevich, V. E. Matulis, T. Roisnel, V. Dorcet and F. Mongin, *Organometallics*, 2017, **36**, 4770–4778.



- 29 W. Erb and T. Roisnel, *Chem. Commun.*, 2019, **55**, 9132–9135.
- 30 M. Tazi, W. Erb, T. Roisnel, V. Dorcet, F. Mongin and P. J. Low, *Org. Biomol. Chem.*, 2019, **27**, 9352–9359.
- 31 W. Erb, M. Wen, J.-P. Hurvois, F. Mongin, Y. S. Halauko, O. A. Ivashkevich, V. E. Matulis and T. Roisnel, *Eur. J. Inorg. Chem.*, 2021, 3165–3176.
- 32 M. Wen, W. Erb, F. Mongin, Y. S. Halauko, O. A. Ivashkevich, V. E. Matulis, T. Roisnel and V. Dorcet, *Organometallics*, 2021, **40**, 1129–1147.
- 33 M. Wen, W. Erb, F. Mongin, Y. S. Halauko, O. A. Ivashkevich, V. E. Matulis and T. Roisnel, *Molecules*, 2022, **27**, 1798.
- 34 W. Erb, J.-P. Hurvois, Y. S. Halauko, V. E. Matulis and T. Roisnel, *Inorg. Chem. Front.*, 2022, **9**, 5862–5883.
- 35 M. Schnürch, in *Halogenated Heterocycles: Synthesis, Application and Environment*, ed. J. Iskra, Springer Berlin Heidelberg, Berlin, Heidelberg, 2012, pp. 185–218.
- 36 W. Erb and F. Mongin, *Tetrahedron*, 2016, **72**, 4973–4988.
- 37 K. Inoue and K. Okano, *ChemCatChem*, 2024, **16**, e202400408.
- 38 C. Pichon, B. Odell and J. M. Brown, *Chem. Commun.*, 2004, 598–599.
- 39 A. Dey, S. K. Sinha, T. K. Achar and D. Maiti, *Angew. Chem., Int. Ed.*, 2019, **58**, 10820–10843.
- 40 G. Meng, N. Y. S. Lam, E. L. Lucas, T. G. Saint-Denis, P. Verma, N. Chekshin and J.-Q. Yu, *J. Am. Chem. Soc.*, 2020, **142**, 10571–10591.
- 41 U. Dutta, S. Maiti, T. Bhattacharya and D. Maiti, *Science*, 2021, **372**, eabd5992.
- 42 S. K. Sinha, S. Guin, S. Maiti, J. P. Biswas, S. Porey and D. Maiti, *Chem. Rev.*, 2022, **122**, 5682–5841.
- 43 A. Datta, A. Kollhofer and H. Plenio, *Chem. Commun.*, 2004, 1508–1509.
- 44 H. Zheng, C.-H. Liu, X.-Y. Wang, Y. Liu, B.-Z. Chen, Y.-C. Hu and Q.-A. Chen, *Adv. Sci.*, 2023, **10**, 2304672.
- 45 M. R. Jones, C. D. Fast and N. D. Schley, *J. Am. Chem. Soc.*, 2020, **142**, 6488–6492.
- 46 P. Gupta, S. Madhavan and M. Kapur, *Angew. Chem., Int. Ed.*, 2023, **62**, e202305278.
- 47 D. Leow, G. Li, T.-S. Mei and J.-Q. Yu, *Nature*, 2012, **486**, 518–522.
- 48 P. Gupta, P. C. Tiwari, S. Madhavan and M. Kapur, *ChemRxiv*, 2022, DOI: [10.26434/chemrxiv-2022-zc2vv](https://doi.org/10.26434/chemrxiv-2022-zc2vv).
- 49 M. Catellani, F. Frignani and A. Rangoni, *Angew. Chem., Int. Ed. Engl.*, 1997, **36**, 119–122.
- 50 H. Shi, A. N. Herron, Y. Shao, Q. Shao and J.-Q. Yu, *Nature*, 2018, **558**, 581–585.
- 51 L. Zhou, H.-G. Cheng, L. Li, K. Wu, J. Hou, C. Jiao, S. Deng, Z. Liu, J.-Q. Yu and Q. Zhou, *Nat. Chem.*, 2023, **15**, 815–823.
- 52 G. R. Genov, J. L. Douthwaite, A. S. K. Lahdenperä, D. C. Gibson and R. J. Phipps, *Science*, 2020, **367**, 1246–1251.
- 53 N. J. Forrow, G. S. Sanghera and S. J. Walters, *J. Chem. Soc., Dalton Trans.*, 2002, 3187–3194.

