

Cite this: *Chem. Sci.*, 2021, 12, 7575

All publication charges for this article have been paid for by the Royal Society of Chemistry

# Construction of polycyclic structures with vicinal all-carbon quaternary stereocenters via an enantioselective photoenolization/Diels–Alder reaction†

Min Hou,<sup>‡a</sup> Mengmeng Xu,<sup>‡a</sup> Baochao Yang,<sup>a</sup> Haibing He<sup>b</sup> and Shuanhu Gao<sup>ID</sup>\*<sup>ab</sup>

All-carbon quaternary stereocenters are ubiquitous in natural products and significant in drug molecules. However, construction of all-carbon stereocenters is a challenging project due to their congested chemical environment. And, when vicinal all-carbon quaternary stereocenters are present in one molecule, they will dramatically increase its synthetic challenge. A chiral titanium promoted enantioselective photoenolization/Diels–Alder (PEDA) reaction allows largely stereohindered tetra-substituted dienophiles to interact with highly active photoenolized hydroxy-*o*-quinodimethanes, delivering fused or spiro polycyclic rings bearing vicinal all-carbon quaternary centers in excellent enantiomeric excess through one-step operation. This newly developed enantioselective PEDA reaction will inspire other advances in asymmetric excited-state reactions, and could be used in the total synthesis of structurally related complex natural products or drug-like molecules for drug discovery.

Received 13th February 2021

Accepted 25th April 2021

DOI: 10.1039/d1sc00883h

rsc.li/chemical-science

## Introduction

Chemical synthesis of complex molecules with chiral stereogenic centers and three-dimensional skeletons has been a significant topic in organic synthesis. Tuning the reactivities and controlling the stereoselectivities are central to bond-forming reactions. For small-molecule drug discovery, scientists from both academia and the pharmaceutical industry are pursuing the innovation of chemical structures from traditional achiral molecules to privileged three-dimensional structures. The great potential of lead compounds bearing  $sp^3$ -hybridized stereogenic centers relies on (1) more structural diversity; (2) suitable pharmacophores to selectively target the desired proteins; and (3) easily tunable physical properties to meet the *in vivo* metabolic stability. Therefore, they will significantly expand the chemical space of drug-like molecules and facilitate pharmaceutical discovery.

All-carbon quaternary stereocenters exist in many natural products (Fig. 1A). Such stereocenters are frequently located at the bridgeheads of fused rings, such as the highlighted structures (blue) in daphniglaucin C. Spiro quaternary carbon stereocenters are also found in polycyclic structures, such as the red scaffolds in scopadulcic acid A. Due to their congested chemical

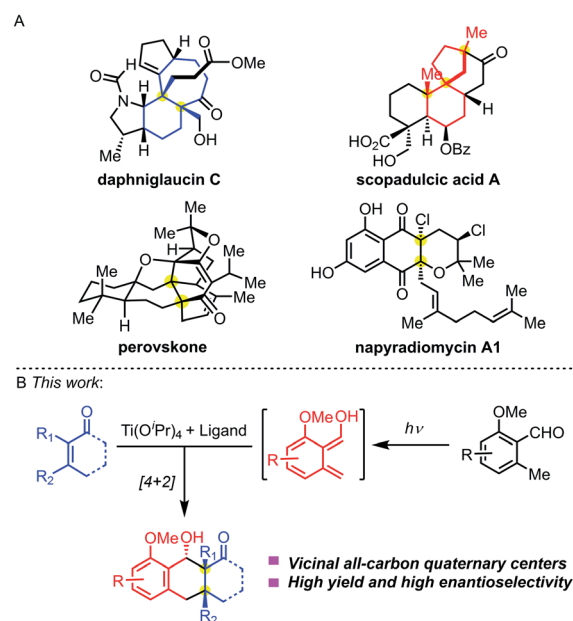


Fig. 1 (A) Bioactive nature products bearing vicinal quaternary stereocenters. (B) Enantioselective PEDA reaction.

<sup>a</sup>Shanghai Key Laboratory of Green Chemistry and Chemical Processes, School of Chemistry and Molecular Engineering East China Normal University 3663 North Zhongshan Road, Shanghai 200062, China. E-mail: shgao@chem.ecnu.edu.cn

<sup>b</sup>Shanghai Engineering Research Center of Molecular Therapeutics and New Drug Development, East China Normal University 3663 North Zhongshan Road, Shanghai 200062, China

† Electronic supplementary information (ESI) available. CCDC 1947390, 1947392, 1947396, 1947384, 1947385, 1947395, 1947393, 1947386, 1947388 and 1947387. For ESI and crystallographic data in CIF or other electronic format see DOI: 10.1039/d1sc00883h

‡ These authors contributed equally to this work.

environment, construction of all-carbon stereogenic centers is a challenging project.<sup>1</sup> And, when vicinal all-carbon quaternary stereocenters are present in one molecule, they will dramatically increase its synthetic challenge. Multiple chemical transformations are normally required to build this structural motif. A few methodologies have been disclosed to stereoselectively construct vicinal quaternary centers in a single-step transformation to date.<sup>2</sup> This mainly resulted from the low reactivities of the substrate because of the stereogenic effects, and harsh reaction conditions are needed to overcome the energy barrier separating the reactants and products. And, it's even harder to control the diastereo- and enantioselectivity during this process.

The photoenolization/Diels–Alder (PEDA) reaction was discovered by Yang and coworkers in 1961,<sup>3</sup> which relies on the Norrish type I/II photo reaction.<sup>4</sup> Through UV light-induced enolization of 2-alkyl benzaldehyde, the reaction generates a highly active diene hydroxy-*o*-quinodimethane *via* an excited-state species, which can be trapped by a dienophile through Diels–Alder cycloaddition to form an adduct. The PEDA reaction has emerged as an effective, atom-economical method to construct highly functionalized polycyclic molecules in organic synthesis,<sup>5</sup> materials chemistry,<sup>6</sup> and biology,<sup>7</sup> providing new ideas for retrosynthetic disconnection. Historically, Nicolaou and co-workers studied the asymmetric PEDA reaction using the Narasaka–Mikami catalyst [(*R*)-BINOL]TiCl<sub>2</sub> which didn't give satisfactory results.<sup>5b</sup> In 2003, Bach and co-workers achieved an asymmetric PEDA reaction by using a unique hydrogen-binding chiral agent which controlled the enantioselectivity of the photo-cycloaddition process.<sup>8</sup> Recently, Melchiorre and co-workers creatively used a cinchona–thiourea catalyst to achieve an enantioselective PEDA reaction of highly reactive malimides.<sup>9</sup> However, the asymmetric PEDA reaction involving sterically hindered multi-substituted olefins to construct vicinal all-carbon quaternary stereocenters has been elusive.

In contrast to the wealth of asymmetric catalytic systems of ground-state reactions, few effective methods exist for excited-state reactions.<sup>10</sup> As for the PEDA reaction, we envisioned that two challenges need to be overcome: (1) maintaining the reactivity of the diene and dienophile during cycloaddition in the chiral environment and (2) suppressing the background and side reactions. We aimed to meet both challenges by combining the Lewis acid Ti(*Oi*-Pr)<sub>4</sub> with a chiral ligand (Fig. 1B).<sup>11</sup> We reasoned that the chiral Ti-complex would chelate both the diene and dienophile, temporarily converting an intermolecular PEDA reaction into an intramolecular one. We envisioned that this investigation would not only provide solutions to achieve the synthesis of these natural products containing an anthracenol core bearing vicinal quaternary centers (Fig. 1A), but also offer opportunities to explore the fundamentals of the enantioselectivity of UV-light mediated cycloadditions.

## Results and discussion

Our initial screening of reaction conditions showed this PEDA reaction to be sensitive to different titanium(IV) species, and even to an equivalent of Ti(*Oi*-Pr)<sub>4</sub>.<sup>11</sup> Photolysis using Ti(*Oi*-Pr)<sub>4</sub>

dosages >2.0 equivalents gave stable and comparable yield; therefore, we initially conducted our experiment using 3.0 equivalents of Ti(*Oi*-Pr)<sub>4</sub> with 1.0 equivalent of a chiral ligand, employing the electron-rich 3,6-dimethoxy-2-methylbenzaldehyde **1** and electron-deficient 1-cyclohexenyl-ethanone **2** as model substrates. Four types of commonly used bidentate chiral ligands (Table S1 in the ESI†) were examined and it was found that chiral TADDOL **L1** gave a more promising result, generating the tricyclic product **3** in 70% yield with 67% ee (Table 1A). Then we tested the reaction with variants of TADDOL **L2–12** and observed that the stereochemistry of the ketal motif strongly affected the chirality of the chelated Ti–TADDOL complex. Replacing the ligand from the methyl group (**L1**) to an iso-propyl one (**L3**) improved the ee from 67% to 75%. *Meta*-substituted groups on the aromatic rings also strongly influenced the enantioselectivity of the photoreaction: ligands **L9–L11**, respectively, containing bis-(trifluoromethyl), di-*tert*-butyl or dimethoxy groups at the meta position gave products with ee values from 82% to 89%. Ligands **L9A–D** bearing a spiro skeleton in the backbone gave **3** in a similar yield but a lower ee than **L10**.

Extensive screening showed that most aprotic solvents worked, including tetrahydrofuran, dichloromethane, 1,2-dichloroethane and toluene. Anhydrous toluene gave the best photocycloaddition yield (70%) and ee (91%). To our delight, reducing the amount of the dienophile (1.5 equiv.) and using a 2 : 1 ratio of Ti(*Oi*-Pr)<sub>4</sub> (100 mol%) to chiral ligand **L10** (50 mol%) gave a comparable ee (90%) and better yield (78%) (Table S2, ESI†). In order to realize the catalytic asymmetric PEDA reaction, we explored three strategies: (1) using the pre-prepared catalyst or additives; (2) changing the wavelength of the excitation light source (for the absorption spectra of the substrate see Fig. S1 in the ESI†); (3) changing the ratio of titanium to ligand (Table S5, ESI†). Finally, we successfully obtained catalytic asymmetric reaction conditions (50 mol% Ti(*Oi*-Pr)<sub>4</sub> with 20 mol% equivalent **L10**), which gave a good yield and ee value when using the template substrate. However, we found that these conditions were not applicable to some other substrates during the reaction scope investigation. We speculated that this might be due to the reactivity disparity of different substrates. When the circulation rate of the catalyst does not match the cycloaddition rate, it might increase the rate of the racemic background reaction and side reactions, such as the oxa-D-A reaction, resulting in a lower ee value and yield.

Inspired by the pioneering discoveries of Melchiorre and MacMillan groups that tertiary amine quinuclidine and 1,4-diazabi-cyclo[2.2.2]octane (DABCO) could act as an electron-transfer agent or base in photoreactions,<sup>9,12</sup> we intended to examine whether the background racemic reaction would further decrease by adding an organo-base. We tested a variety of amines, including triethylamine (Et<sub>3</sub>N), imidazole (IMD), hexamethylenetetramine (HMTA), DABCO and quinuclidine (Quin) (Tables S3 and S4, ESI†). All five amines led to similar enantioselectivity, but the constrained tertiary amines HMTA, DABCO and Quin gave better yields. Dynamics studies showed that DABCO and Quin inhibited the background reaction more than other tertiary amines and the additive can increase the



yield and ee value in small but steady increments. Moreover, dynamics studies also demonstrated that the addition of a chiral ligand could evidently accelerate the reaction (Fig. S2, ESI†) with nearly a double increase in the yield from 46% to 82%. The experimental results indicated that ligand acceleration plays a key role in suppressing background reactions. Ligand acceleration is often observed in titanium catalyzed systems<sup>13,14</sup> and could effectively suppress the racemic background reaction, which has been attributed to the fast chelation rate for substrate binding and the fast dissociation rate for product release, as a result of steric hindrance.<sup>14</sup>

In order to investigate the function of the methoxy group at the *ortho* position of the aldehyde group, we carried out the following substrate studies (Table 1B). When the methoxy group was absent, the reaction yield and ee value were extremely low (**3a** and **3f**); when -OMe was replaced by a benzyloxy group, the reaction yield was comparable but the ee value was significantly reduced (**3e**). We speculate that the *ortho*-methoxy group of the aldehyde group plays a key role by coordinating with the catalyst. In addition, when the aromatic ring contained an electron withdrawing group, it also influenced the reactivity and enantioselectivity of the reaction (**3d** and **3g**).

We then investigated the scope of the reaction with electron rich benzaldehydes (**1**, **1a**, **4–6**) and cyclic tetrasubstituted olefins (**7–10**) as sterically hindered dienophiles using the standard reaction conditions (Table 2). Adding **L10** improved substrate reactivity greatly and accelerated the reaction. For example, photolysis of **1** with 2,3-dimethylcyclohexenone in the presence of Ti(O*i*-Pr)<sub>4</sub> gave the desired product **11** in 38% yield. Adding the chiral ligand **L10** led to **7** as a single diastereomer in 77% yield with 91% ee. Under the optimized conditions, we found that this photocycloaddition occurred smoothly to form fused tricyclic products containing vicinal all-carbon quaternary stereocenters at the bridgeheads, and the chiral ligand can be

easily recycled (>95% yield). Alkyl substituents on cyclic enones (methyl, *n*-propyl, *n*-heptyl and benzyl groups) provided the corresponding adducts **11–17** in good yields with excellent diastereo- and enantioselectivities of 85–99% ee. For product **18**, the reaction was dominated by the *endo* selectivity based on the NOE spectrum, and the dr of the reaction was 2.3 : 1. However, when we used 3.0 equivalents of titanium as the Lewis acid and no ligand was added for the racemic reaction, it was found that the reaction mainly underwent the exo-cycloaddition, and the dr was 1.8 : 1 (Table S6, ESI†). This result shows that the chiral ligands can not only control the enantioselectivity of the reaction, but also influence the diastereoselectivity. For most of the substrates, adding ligands could improve the yield and diastereoselectivity of the reaction. The reaction also tolerated a change in ring size from cyclohexenone to cyclopentenone, affording **19–28** with comparable reaction yields and enantioselectivities of 89–98% ee. The absolute configuration of **22** was determined by X-ray crystallographic analysis, and the configuration of the other adducts was assigned by analogy.

We further examined substrates bearing electron-withdrawing exocyclic groups such as aldehydes and ketones. In the presence of **L10**, the substrate 3,6-dimethoxy-2-methylbenzaldehyde **1** reacted smoothly with cyclohexenones and cyclopentenones substituted with aldehydes (to yield products **29–34**) or ketones (to yield **35–39**). These tricyclic adducts were generated in good to excellent yields with excellent diastereo- and enantioselectivities. X-ray crystallographic analysis of **35** showed that photolytic products **29–39** had the same absolute configuration.

We then designed tetrasubstituted olefins **40–44**, bearing *exo*-unsaturated aldehyde and carbonyl groups as dienophiles, which were used to forge the tricyclic adducts with spiro all-carbon quaternary stereocenters (Table 3). These substrates

Table 1 Condition optimization

A		B	
		<p><b>Standard condition:</b> toluene (dry), 0.01 mol/L, <math>h\nu</math> (<math>\lambda = 366</math> nm), 1.5 h, rt. Ti(O<i>i</i>-Pr)<sub>4</sub> (<b>100 mol%</b>), <b>L10</b> (<b>50 mol%</b>), DABCO (<b>100 mol%</b>), <b>3</b>: <b>82% yield, 92% ee</b></p> <p><b>Catalytic condition:</b> Ti(O<i>i</i>-Pr)<sub>4</sub> (<b>50 mol%</b>), <b>L10</b> (<b>20 mol%</b>), <b>3</b>: <b>63% yield, 89% ee</b></p>	
<p><b>L1:</b> R<sup>3</sup>=R<sup>5</sup>=Me, 70%, 67% ee <b>L2:</b> R<sup>3</sup>=R<sup>5</sup>=Et, 60%, 69% ee <b>L3:</b> R<sup>3</sup>=R<sup>5</sup>=Pr, 62%, 75% ee <b>L4:</b> R<sup>3</sup>=R<sup>5</sup>=Ph, R<sup>4</sup>=H, 58%, 56% ee</p> <p><b>L9A:</b> n=1, R<sup>6</sup>=H, 56%, 75% ee <b>L9B:</b> n=2, R<sup>6</sup>=H, 64%, 70% ee <b>L9C:</b> n=2, R<sup>6</sup>=Me, 58%, 72% ee <b>L9D:</b> n=3, R<sup>6</sup>=H, 62%, 78% ee</p> <p><b>L5:</b> R<sup>3</sup>=R<sup>5</sup>=H, R<sup>4</sup>=Ph, 66%, 76% ee <b>L6:</b> R<sup>3</sup>=Ph, R<sup>4</sup>=R<sup>5</sup>=H, 70%, 85% ee <b>L7:</b> R<sup>3</sup>=R<sup>5</sup>=Ph, R<sup>4</sup>=H, 65%, 84% ee <b>L8:</b> R<sup>3</sup>=R<sup>5</sup>=Cl, R<sup>4</sup>=H, 52%, 78% ee <b>L9:</b> R<sup>3</sup>=R<sup>5</sup>=CF<sub>3</sub>, R<sup>4</sup>=H, 56%, 82% ee <b>L10:</b> R<sup>3</sup>=R<sup>5</sup>=<i>i</i>-Bu, R<sup>4</sup>=H, 66%, 89% ee <b>L11:</b> R<sup>3</sup>=R<sup>5</sup>=OMe, R<sup>4</sup>=H, 48%, 84% ee</p> <p><b>L12:</b> X-ray</p>		<p><b>3a:</b> 48%, 22% ee <b>3b:</b> 79%, 92% ee <b>3c:</b> 92%, 91% ee <b>3d:</b> 85%, 81% ee</p> <p><b>3e:</b> 73%, 72% ee <b>3f:</b> not detected <b>3g:</b> not detected</p>	

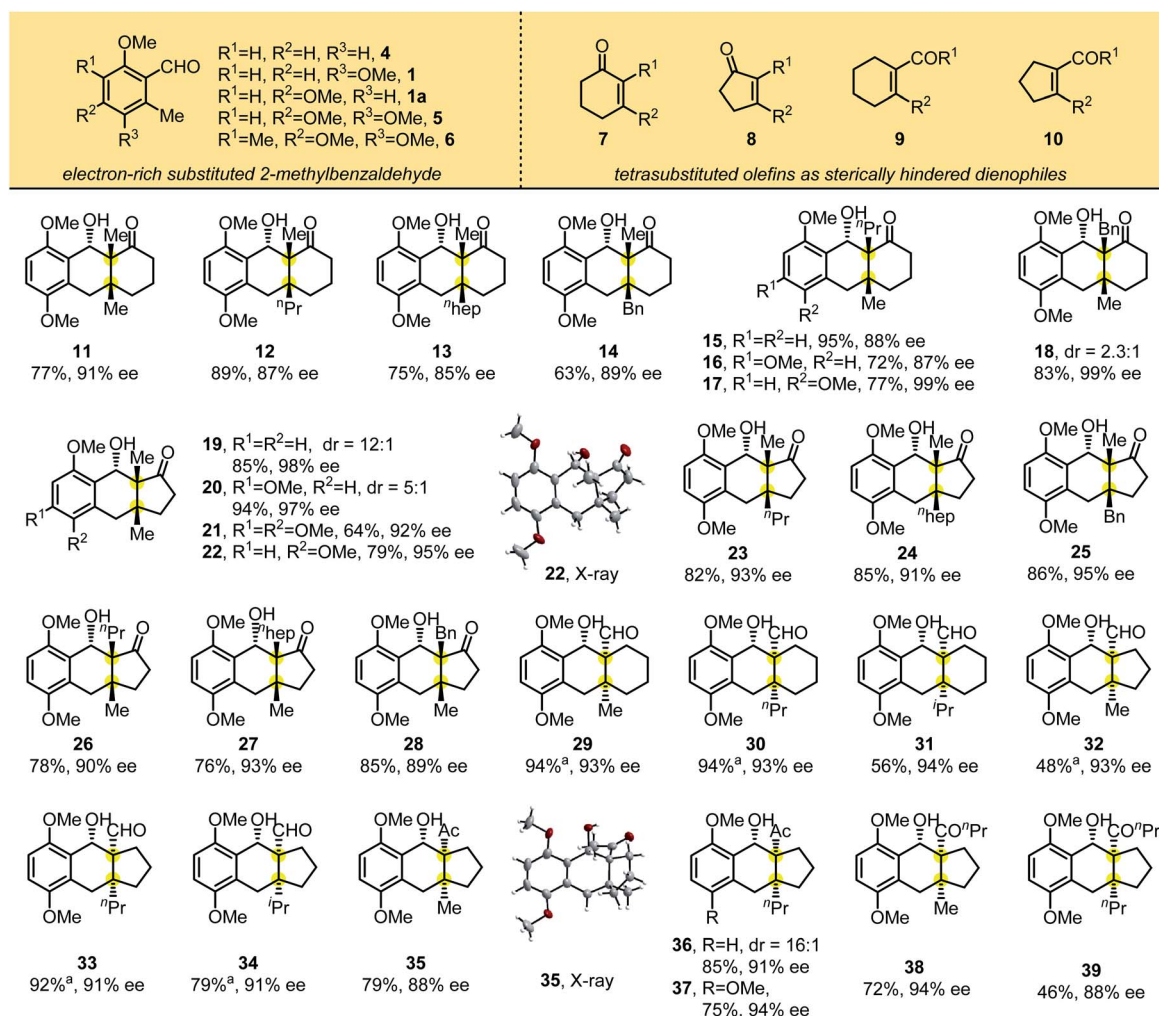
were well tolerated, giving the desired products **46–52** with unique spiro-skeletons ranging from cyclobutane to cyclohexane and even pyran rings in synthetically useful yields with good enantioselectivities. The acyclic tetrasubstituted olefin **44** was also tested in the PEDAs reaction, and the corresponding bicyclic adducts **53** and **54** were achieved in good enantioselectivities and moderate yield, which might be caused by its flexible structure. When we performed the reaction with beta-cyclocitral (**45**), which exerts unusual steric effects because it bears gemi-dimethyl groups adjacent to a tetrasubstituted unsaturated aldehyde, we were surprised to obtain the corresponding tricyclic adducts **55–59** bearing three vicinal all-carbon quaternary centers in good yields with excellent diastereo- and enantioselectivities. The yields of **55–57** were even better than those of products with two vicinal all-carbon quaternary centers. Our ability to generate the photoadduct **59**, bearing a fully substituted aromatic ring and an icetexane-

based diterpene skeleton, lays the foundation for the total synthesis of these natural products.<sup>15</sup>

To scale-up this enantioselective PEDAs reaction, a continuous-flow reactor was assembled using crocheted fluorinated ethylene propylene (FEP) tubing placed inside a Rayonet chamber.<sup>16</sup> With this system, the enantioselective PEDAs reaction could be performed on a large scale easily, which afforded 1.26 g of cycloadduct **55** (70% yield, 98% ee) under a flow rate of 1.25 mL min<sup>-1</sup>. This technology proves to be more efficient than the conventional batch photochemistry and extends the utility of the PEDAs reaction.

To build the chiral tricyclic anthracenol containing one all-carbon quaternary stereocenter, we explored trisubstituted olefins (**60–67**) as dienophiles in the reaction (Table 4), starting with 1,1-disubstituted cyclic dienophiles bearing electron-withdrawing groups such as ketones and aldehydes, which we reacted with substituted 2-methylbenzaldehydes **1**, **1a** and **4–5**. We found that the PEDAs reaction occurred smoothly and

**Table 2** Substrate scope of the enantioselective PEDAs reaction. Standard reaction conditions: aromatic aldehyde (1.0 equiv.), dienophile (1.5 equiv.), Ti(Oi-Pr)<sub>4</sub> (1.0 equiv.), ligand **L10** (0.5 equiv.), DABCO (1.0 equiv.), toluene (0.01 M), rt, 1.5 h. Isolated yields are shown



<sup>a</sup> Ligand **L10** (0.8 equiv.) was used.



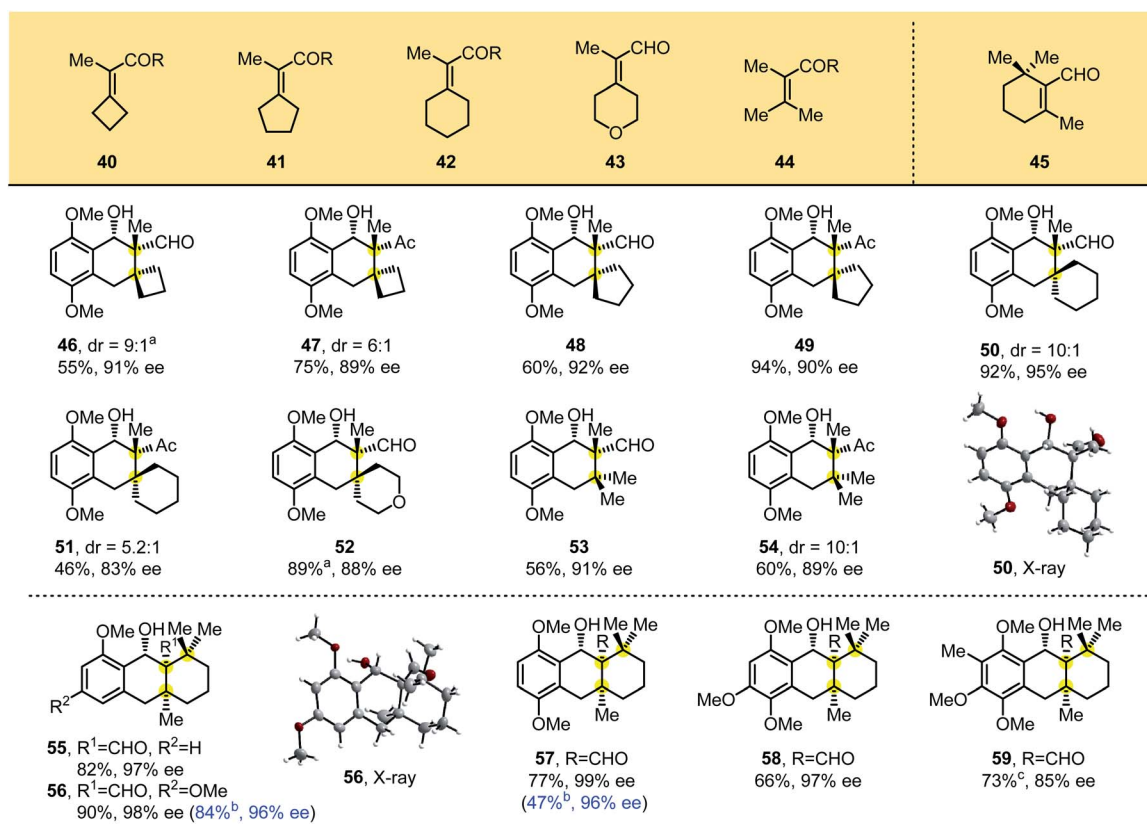
produced the desired products **68–83** in good yields and enantioselectivities ranging from 84% to 99%. X-ray crystallographic analyses of **71** and **72** showed the same structure (containing one all-carbon quaternary center) as photoadducts in Tables 2 and 3, in which the hydroxyl group at the benzylic position is *cis* to the electron-withdrawing groups. These results suggest that alkyl substitutions adjacent to the electron-withdrawing group in dienophiles promote enantioselectivity. Consistent with this idea, 3-methyl cyclohexenone and cyclopentenone generated enones **84–86** with 66–82% ee through photocycloaddition and benzylic hydroxyl group elimination. These lower enantioselectivities indicate that the position of the substitution strongly influences stereoselectivity: when the *ortho* substituent of the carbonyl group is a hydrogen atom, the smaller steric hindrance is unfavorable to control enantioselectivity. When we switched the dienophiles to flexible di- and trisubstituted acyclic olefins (Table 4B), we found that  $\alpha,\beta$ -unsaturated enones and

aldehydes gave products **87–94** as single diastereomers in synthetically useful yields with 85–94% ee. X-ray crystallographic analysis of **91** revealed the absolute configuration of these bicyclic products.

### Mechanistic studies

To gain insights into the transition state and mechanism of this enantioselective PEDA reaction, we analyzed nonlinear effects (Fig. S3, ESI<sup>†</sup>). Complexes of titanium with bidentate ligands such as TADDOL are thought to exist as oligomers because of the strong Ti–O bond and high coordination number.<sup>17</sup> We envisioned that the Ti–TADDOLate complex in our enantioselective photocycloaddition might exist as a dimeric or dinuclear species, based on our observation that a 2 : 1 ratio of Ti(O*i*-Pr)<sub>4</sub> to the chiral ligand gave the highest enantioselectivity. Using a 1 : 1 ratio of **L10** to Ti(O*i*-Pr)<sub>4</sub> (1.0 equiv. of each) showed

Table 3 Substrate scope of the enantioselective PEDA reaction and continuous-flow photochemistry



<sup>a</sup> Ligand **L10** (0.8 equiv.) was used. <sup>b</sup> Catalytic conditions: Ti(O*i*-Pr)<sub>4</sub> (0.5 equiv.) and ligand **L10** (0.2 equiv.). <sup>c</sup> Ligand **L12** (0.5 equiv.) was used instead of **L10**.

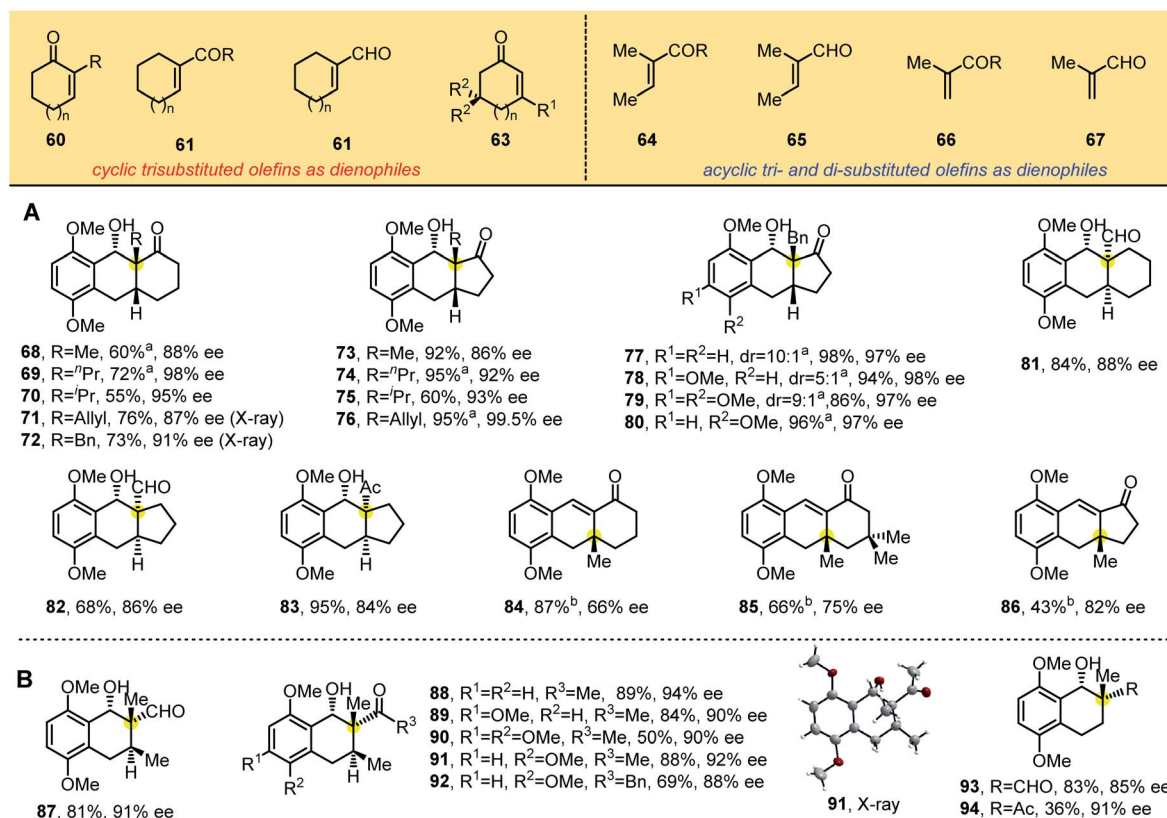


a slight but real negative non-linear effects. Upon expanding the ratio of  $\text{Ti}(\text{O}i\text{-Pr})_4$  to **L10** to 6 : 1 (3.0 : 0.5 equiv.) the nonlinear effects were eliminated. This nonlinear behavior is similar to that of Ti-BINOLate systems reported by Walsh.<sup>18</sup> These results suggest that the (TADDOLate)Ti(O*i*-Pr)<sub>2</sub> complex preferentially associates with excess  $\text{Ti}(\text{O}i\text{-Pr})_4$  to form a dinuclear species containing a single TADDOL ligand instead of the oligomeric [(TADDOLate)Ti(O*i*-Pr)<sub>2</sub>]<sub>n</sub> complex. According to this model, the presence of a sufficient amount of the chiral ligand may generate some oligomeric [(TADDOLate)Ti(O*i*-Pr)<sub>2</sub>]<sub>n</sub> complexes, which would explain the observed nonlinear behavior. Analysis of the nonlinear effects with spiro-cycloadduct **46** also supports this model (Fig. S4, ESI†).

Given these results, we propose the mechanism and reaction pathway of the asymmetric PEDA reaction in Scheme 1. UV-irradiation of 3,6-dimethoxy-2-methylbenzaldehyde **1** generates triplet state-1 and triplet state-2 *via* intersystem crossing under excited-state conditions (excitation from a singlet to a triplet state). The oxygen radical induces an intramolecular hydrogen shift from the benzylic methyl group, forming 1,4-biradical-3. Tautomerization produces two transient hydroxy-*o*-quinodimethane species, *Z*- and *E*-dienol. The structural features of these intermediates and their chemical environment strongly influence the equilibrium in this photo-reversible

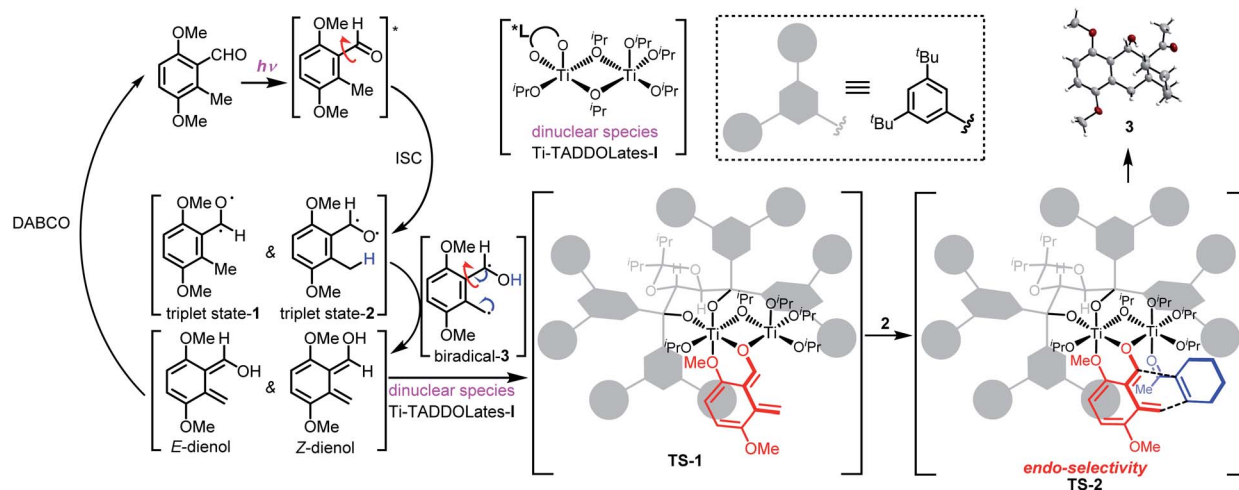
reaction.<sup>19</sup> Triplet state-1 and *E*-dienol quickly return to the ground-state benzaldehyde **1**. Since the triplet intermediate has a short life,<sup>20</sup> we speculate that DABCO may serve as a proton shuttle to return the dienols to the starting material.<sup>12</sup> Meanwhile, the ligand acceleration effect can inhibit the racemic background reaction. This makes the reaction conducive to achieving a higher ee value. Then the *Z*-dienol is chelated by the cage-like chiral dinuclear species Ti-TADDOLate-I to form a relatively stable complex **TS-1**.<sup>17,21</sup> The *ortho* methoxy may serve as a key neighboring group that helps to stabilize the short-lived photoenolized hydroxy-*o*-quinodimethane diene.<sup>11</sup> Due to its strong Lewis acidity, the Ti-complex **TS-1** preferentially associates with the electron-withdrawing groups in the dienophile, such as enones **2**, forming the transient **TS-2**, which in turn facilitates a Diels-Alder reaction. The chiral cage-like environment accelerates and controls the diastereo- and enantioselectivity of the cycloaddition. The [4 + 2] reaction occurs from the *endo* direction, *via* **TS-2**, to give the cycloadduct **3**. In this figure, ligand acceleration is crucial to suppress the racemic background reaction, while the chiral dinuclear species Ti-TADDOLate-I serves as a bifunctional catalyst by chelating both the diene and dienophile. This not only stabilizes and maintains the reactivity of the photoenolized hydroxy-*o*-

**Table 4** Substrate scope of the enantioselective PEDA reaction with tri- and di-substituted olefins as dienophiles. (A) Cyclic trisubstituted olefins as dienophiles. (B) Acyclic olefins as dienophiles



<sup>a</sup> Ligand **L10** (0.8 equiv.) was used. <sup>b</sup> Quenched with 1 N HCl instead of saturated  $\text{NaHCO}_3$ .





Scheme 1 Plausible reaction process of the enantioselective PEDAs reaction.

quinodimethane species, but also activates weakly reactive dienophiles.

## Conclusions

In summary, we have developed an asymmetric PEDAs reaction promoted by  $\text{Ti}(\text{O}i\text{-Pr})_4$  and a substoichiometric amount of a TADDOL-type ligand. The chiral dinuclear Ti-TADDOLate species formed *in situ* acts as a bifunctional catalyst. Within the chiral cage-like environment, largely stereohindered dienophiles can interact with the transient photoenolized hydroxy-*o*-quinodimethane, delivering fused or spiro polycyclic rings bearing 2–3 vicinal all-carbon quaternary centers in good yield and excellent enantiomeric excess. This method may create new possibilities for enantioselective organic reactions under excited-state conditions. And, it's also the first example of using direct UV-light mediated cycloaddition to build chiral adjacent quaternary centers at bridgeheads, which demonstrates its potential in the synthesis of complex natural polyketides and icetexane-based diterpenes for medicinal studies and drug discovery.

## Author contributions

M. Hou and M. Xu performed the synthetic experiments. S. Gao, B. Yang and H. He supervised the research and wrote the manuscript with contributions from all authors.

## Conflicts of interest

There are no conflicts to declare.

## Acknowledgements

We thank the National Natural Science Foundation of China (21971068, 21772044), Program of Shanghai Academic Technology Research Leader (18XD1401500), Program of Shanghai Science and Technology Committee (18JC1411303), “Shuguang

Program” (19SG21), and “the Fundamental Research Funds for the Central Universities” for generous financial support.

## Notes and references

- (a) C. J. Douglas and L. E. Overman, *Proc. Natl. Acad. Sci. U. S. A.*, 2004, **101**, 5363–5367; (b) A. Steven and L. E. Overman, *Angew. Chem., Int. Ed.*, 2007, **46**, 5488–5508; (c) Y. Liu, S.-J. Han, W.-B. Liu and B. M. Stoltz, *Acc. Chem. Res.*, 2015, **48**, 740–751; (d) R. Long, J. Huang, J. Gong and Z. Yang, *Nat. Prod. Rep.*, 2015, **32**, 1584–1601; (e) Y. Wei, L.-Q. Lu, T.-R. Li, B. Feng, Q. Wang, W.-J. Xiao and H. Alper, *Angew. Chem., Int. Ed.*, 2016, **55**, 2200–2204; (f) Y. Wei, S. Liu, M.-M. Li, Y. Li, Y. Lan, L.-Q. Lu and W.-J. Xiao, *J. Am. Chem. Soc.*, 2019, **141**, 133–137; (g) M.-M. Li, Q. Xiong, B.-L. Qu, Y.-Q. Xiao, Y. Lan, L.-Q. Lu and W.-J. Xiao, *Angew. Chem., Int. Ed.*, 2020, **59**, 17429–17434.
- (a) M. Buschleb, S. Dorich, S. Hanessian, D. Tao, K. B. Schenthal and L. E. Overman, *Angew. Chem., Int. Ed.*, 2016, **55**, 4156–4186; (b) B. M. Trost and M. Osipov, *Angew. Chem., Int. Ed.*, 2013, **52**, 9176–9181; (c) A. Jolitt, P. M. Walleiser, G. P. A. Yap and M. A. Tius, *Angew. Chem., Int. Ed.*, 2014, **53**, 6180–6183; (d) A. Khan, L. Yang, J. Xu, L. Y. Jin and Y. J. Zhang, *Angew. Chem., Int. Ed.*, 2014, **53**, 11257–11260; (e) H. Zhang, L. Hong, H. Kang and R. Wang, *J. Am. Chem. Soc.*, 2013, **135**, 14098–14101; (f) Z.-Y. Cao, X. Wang, C. Tan, X.-L. Zhao, J. Zhou and K. Ding, *J. Am. Chem. Soc.*, 2013, **135**, 8197–8200; (g) K. Ohmatsu, N. Imagawa and T. Ooi, *Nat. Chem.*, 2014, **6**, 47–51; (h) F. Zhou, L. Zhu, B.-W. Pan, Y. Shi, Y.-L. Liu and J. Zhou, *Chem. Sci.*, 2020, **11**, 9341–9365.
- (a) N. C. Yang and D.-D. H. Yang, *J. Am. Chem. Soc.*, 1958, **80**, 2913–2914; (b) N. C. Yang and C. Rivas, *J. Am. Chem. Soc.*, 1961, **83**, 2213; (c) C. Chen, *Org. Biomol. Chem.*, 2016, **14**, 8641–8647.
- R. G. W. Norrish and C. H. Bamford, *Nature*, 1937, **140**, 195–196.



- 5 (a) K. C. Nicolaou and D. Gray, *Angew. Chem., Int. Ed.*, 2001, **40**, 761–763; (b) K. C. Nicolaou, D. Gray and J. Tae, *J. Am. Chem. Soc.*, 2004, **126**, 607–612; (c) K. C. Nicolaou, D. Gray and J. Tae, *J. Am. Chem. Soc.*, 2004, **126**, 613–627; (d) B. Yang and S. Gao, *Chem. Soc. Rev.*, 2018, **47**, 7926–7953.
- 6 O. A. Mukhina, N. N. B. Kumar, T. M. Arisco, R. A. Valiulin, G. A. Metzler and A. G. Kutateladze, *Angew. Chem., Int. Ed.*, 2011, **50**, 9423–9428.
- 7 Q. Li, T. Dong, X. Liu and X. Lei, *J. Am. Chem. Soc.*, 2013, **135**, 4996–4999.
- 8 B. Grosch, C. N. Orlebar, E. Herdtweck, W. Massa and T. Bach, *Angew. Chem., Int. Ed.*, 2003, **42**, 3693–3696.
- 9 L. Dell'Amico, A. Vega-Penalosa, S. Cuadros and P. Melchiorre, *Angew. Chem., Int. Ed.*, 2016, **55**, 3313–3317.
- 10 (a) C. Müller, A. Bauer, M. M. Maturi, M. C. Cuquerella, M. A. Miranda and T. Bach, *J. Am. Chem. Soc.*, 2011, **133**, 16689–16697; (b) T. Bach and J. P. Hehn, *Angew. Chem., Int. Ed.*, 2011, **50**, 1000–1046; (c) R. Brimiouille and T. Bach, *Science*, 2013, **342**, 840–843; (d) R. Brimiouille, D. Lenhart, M. M. Maturi and T. Bach, *Angew. Chem., Int. Ed.*, 2015, **54**, 3872–3890; (e) S. Poplata and T. Bach, *J. Am. Chem. Soc.*, 2018, **140**, 3228–3231; (f) M. Leverenz, C. Merten, A. Dreuw and T. Bach, *J. Am. Chem. Soc.*, 2019, **141**, 20053–20057; (g) E. Arceo, I. D. Jurberg, A. Álvarez-Fernández and P. Melchiorre, *Nat. Chem.*, 2013, **5**, 750–756; (h) S. Cuadros and P. Melchiorre, *Eur. J. Org. Chem.*, 2018, 2884–2891; (i) L. Buzzetti, G. E. M. Crisenza and P. Melchiorre, *Angew. Chem., Int. Ed.*, 2019, **58**, 3730–3747; (j) C. M. Holden and P. Melchiorre in *Photochemistry*, Royal Society of Chemistry, 2019, vol. 47, pp. 344–378; (k) T. R. Blum, Z. D. Miller, D. M. Bates, I. A. Guzei and T. P. Yoon, *Science*, 2016, **354**, 1391–1395; (l) Z. D. Miller, B. J. Lee and T. P. Yoon, *Angew. Chem., Int. Ed.*, 2017, **56**, 11891–11895.
- 11 (a) B. Yang, K. Lin, Y. Shi and S. Gao, *Nat. Commun.*, 2017, **8**, 622–631; (b) D. Xue, M. Xu, C. Zheng, B. Yang, M. Hou, H. He and S. Gao, *Chin. J. Chem.*, 2019, **37**, 135–139; (c) D. Jiang, K. Xin, B. Yang, Y. Chen, Q. Zhang, H. He and S. Gao, *CCS Chem.*, 2020, **2**, 800–812.
- 12 (a) M. T. Pirnot, D. A. Rankic, D. B. C. Martin and D. W. C. MacMillan, *Science*, 2013, **339**, 1593–1596; (b) F. R. Petronijević, M. Nappi and D. W. C. MacMillan, *J. Am. Chem. Soc.*, 2013, **135**, 18323–18326; (c) J. L. Jeffrey, J. A. Terrett and D. W. C. MacMillan, *Science*, 2015, **349**, 1532–1536.
- 13 D. J. Berrisford, C. Bolm and K. B. Sharpless, *Angew. Chem., Int. Ed.*, 1995, **34**, 1059–1070.
- 14 (a) D. Seebach, A. K. Beck and A. Heckel, *Angew. Chem., Int. Ed.*, 2001, **40**, 92–138; (b) D. Seebach, R. Dahinden, R. E. Marti, A. K. Beck, D. A. Plattner and F. N. M. Kuehnle, *J. Org. Chem.*, 1995, **60**, 1788–1799.
- 15 E. M. Simmons and R. Sarpong, *Nat. Prod. Rep.*, 2009, **26**, 1195–1217.
- 16 D. Cambié, C. Bottecchia, N. J. W. Straathof, V. Hessel and T. Noël, *Chem. Rev.*, 2016, **116**, 10276–10341.
- 17 D. J. Ramon and M. Yus, *Chem. Rev.*, 2006, **106**, 2126–2208.
- 18 (a) J. Balsells, T. J. Davis, P. Carroll and P. J. Walsh, *J. Am. Chem. Soc.*, 2002, **124**, 10336–10348; (b) K. M. Waltz, P. Carroll and P. J. Walsh, *Organometallics*, 2004, **23**, 127–134.
- 19 R. Haag, J. Wirz and P. J. Wagner, *Helv. Chim. Acta*, 1977, **60**, 2595–2607.
- 20 P. K. Das, M. V. Encinas, R. D. Small Jr and J. C. Scaiano, *J. Am. Chem. Soc.*, 1979, **101**, 6965–6970.
- 21 K. V. Gothelf, R. G. Hazell and K. A. Jorgensen, *J. Am. Chem. Soc.*, 1995, **117**, 4435–4436.

