

CORRECTION

View Article Online
View Journal | View Issue



Cite this: *Nat. Prod. Rep.*, 2022, **39**, 2338

DOI: 10.1039/d2np90035a

rsc.li/npr

Correction: Structural diversity, bioactivities, and biosynthesis of natural diterpenoid alkaloids

Yong Shen,^{abcde} Wen-Juan Liang,^g Ya-Na Shi,^{ah} Edward J. Kennelly^{*ij} and Da-Ke Zhao^{*bcde}

Correction for 'Structural diversity, bioactivities, and biosynthesis of natural diterpenoid alkaloids' by Yong Shen et al., *Nat. Prod. Rep.*, 2020, **37**, 763–796, <https://doi.org/10.1039/D0NP00002G>.

The authors regret that there are errors within the article, and the corrections are listed as follows:

(1) The inclusion of 4 β -H for structural types A-2–A-4 in Fig. 1 is not clear, since the alkaloids with 4 β -OR (R = H, alkyl, or acyl) groups were not taken into consideration. 4 β -R (R = H, OH, alkyl, or acyl) groups, instead of 4 β -H, is a better way to represent structural types A-2–A-4 in Fig. 1. The corrected figure is shown below:

(2) After reviewing the two original references and corresponding NMR data, the alkaloids referred to as hemsleyaconitins and vimotenitins have the same chemical structure. The structure of skeleton B-8 (hemsleyaconitines) in Fig. 2 is incorrect, and should instead be B-9. Therefore, the skeleton B-8 has been deleted. The corrected Fig. 2 is shown below:

(3) The structures of compounds **79**, **80**, **82**, and **83** in Fig. 9 have been redrawn in the 8 β -orientation instead of the 8 α -orientation. The 8 β -OR (R = OAc, OEt, OAs) groups in C18- or C19-DAs are presented according to the Dreiding molecular model. The corrected figure is shown below:

(4) The structures of compounds **245** and **246** in Fig. 16 should be revised to **247** and **248**, respectively. The original articles for compounds **245** and **246** (ref. 106 in the original article, ref. 1 here) and **247** and **248** (ref. 2) reported the same NMR data but different structures. The incorrect structures, compounds **245** and **246** in Fig. 16, have been removed. The corrected figure is shown below:

(5) Ref. 57 should be removed from this sentence "Moreover, 19R-acetonyl-talatisamine (**49**) and hemaconitine D (**50**) share the same skeleton both bearing an additional-CH₂COCH₃ group at C-19, which this substituent may be an artifact of isolation and/or purification procedures. 47, 48, 57" on p. 770.

The Royal Society of Chemistry apologises for these errors and any consequent inconvenience to authors and readers.

^aCollege of Agronomy and Biotechnology, Yunnan Agricultural University, Kunming, 650201, P. R. China

^bBiocontrol Engineering Research Center of Plant Disease and Pest, Yunnan University, Kunming, 650504, P. R. China. E-mail: zhaodk2012@ynu.edu.cn

^cBiocontrol Engineering Research Center of Crop Disease and Pest, Yunnan University, Kunming, 650504, P. R. China

^dSchool of Life Science, Yunnan University, Kunming, 650504, P. R. China

^eKunming Kangren Biotechnology Co., Ltd., Kunming, 650033, P. R. China

^fResearch & Development Center for Functional Products, Yunnan Agricultural University, Kunming, 650201, P. R. China

^gCollege of Food Science and Technology, Yunnan Agricultural University, Kunming, 650201, P. R. China

^hInstitute of Medicinal Plants, Yunnan Academy of Agricultural Sciences, Kunming, 530103, P. R. China

ⁱDepartment of Biological Sciences, Lehman College, City University of New York, Bronx, New York, 10468, USA. E-mail: Edward.kennelly@lehman.cuny.edu

^jPhD Programs in Biochemistry, Biology, and Chemistry, The Graduate Center, City University of New York, New York, 10016, USA



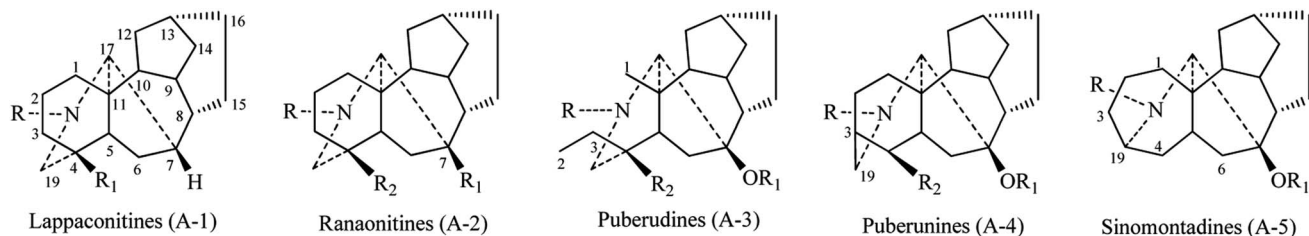


Fig. 1 Classes of C_{18} -diterpenoid alkaloids (rearranged classes: A-3–A-5).

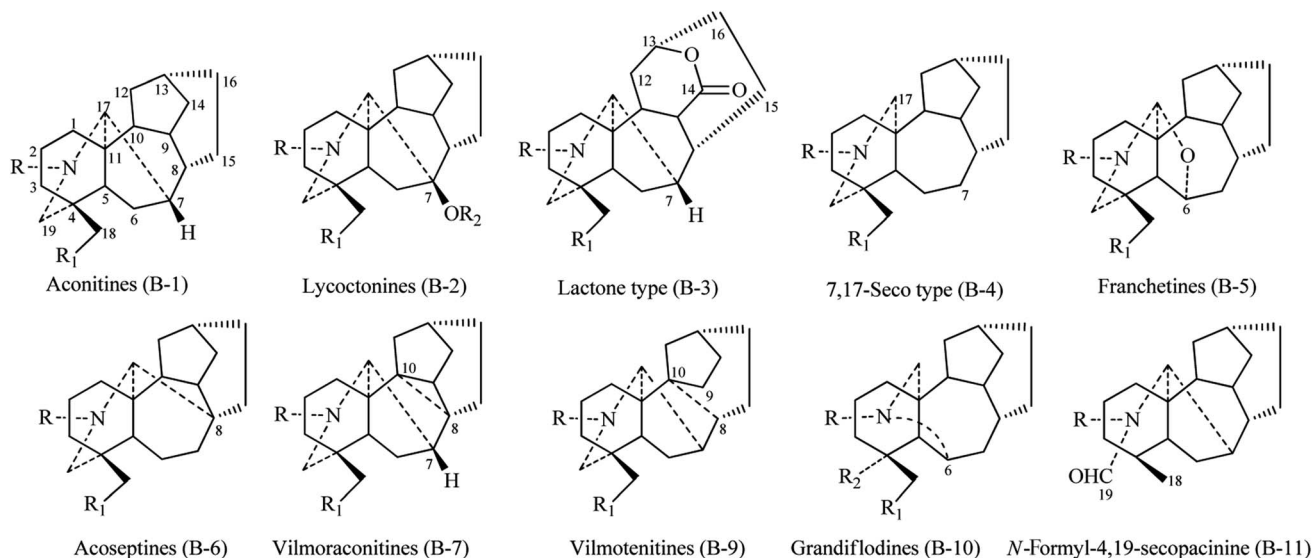


Fig. 2 Classes of C_{19} -diterpenoid alkaloids (rearranged classes: B-6–B-11).

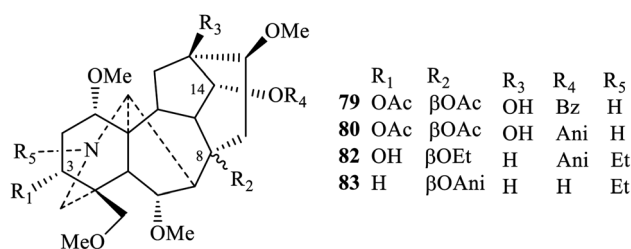


Fig. 9 Structures of alkaloids **79**, **80**, **82** and **83**.



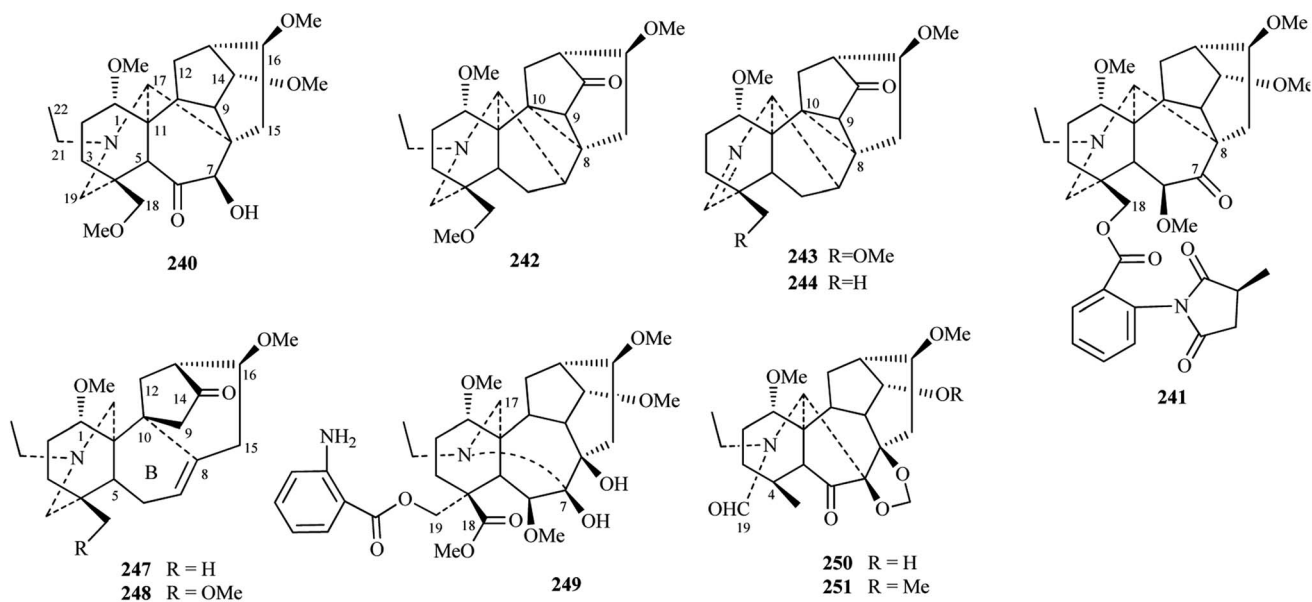


Fig. 16 Structures of alkaloids 240–251.

References

- 1 Y. Shen, A. X. Zuo, Z. Y. Jiang, X. M. Zhang, H. L. Wang and J. J. Chen, *Helv. Chim. Acta*, 2011, **94**, 268.
- 2 L. Cai, H. X. Fang, T. P. Yin, J. Yu, Z. J. Li, J. W. Dong and Z. T. Ding, *Phyt. Lett.*, 2015, **14**, 106.

