



Cite this: *Nanoscale*, 2024, **16**, 2235

## Acidic CO<sub>2</sub> electroreduction for high CO<sub>2</sub> utilization: catalysts, electrodes, and electrolyzers

Taemin Lee, † Yujin Lee, † Jungsu Eo and Dae-Hyun Nam \*

The electrochemical carbon dioxide (CO<sub>2</sub>) reduction reaction (CO<sub>2</sub>RR) is considered a promising technology for converting atmospheric CO<sub>2</sub> into value-added compounds by utilizing renewable energy. The CO<sub>2</sub>RR has developed in various ways over the past few decades, including product selectivity, current density, and catalytic stability. However, its commercialization is still unsuitable in terms of economic feasibility. One of the major challenges in its commercialization is the low single-pass conversion efficiency (SPCE) of CO<sub>2</sub>, which is primarily caused by the formation of carbonate (CO<sub>3</sub><sup>2-</sup>) in neutral and alkaline electrolytes. Notably, the majority of CO<sub>2</sub>RRs take place in such media, necessitating significant energy input for CO<sub>2</sub> regeneration. Therefore, performing the CO<sub>2</sub>RR under conditions that minimize CO<sub>3</sub><sup>2-</sup> formation to suppress reactant and electrolyte ion loss is regarded an optimal strategy for practical applications. Here, we introduce the recent progress and perspectives in the electrochemical CO<sub>2</sub>RR in acidic electrolytes, which receives great attention because of the inhibition of CO<sub>3</sub><sup>2-</sup> formation. This includes the categories of nanoscale catalytic design, microscale microenvironmental effects, and bulk scale applications in electrolyzers for zero carbon loss reactions. Additionally, we offer insights into the issue of limited catalytic durability, a notable drawback under acidic conditions and propose guidelines for further development of the acidic CO<sub>2</sub>RR.

Received 30th October 2023,  
Accepted 18th December 2023

DOI: 10.1039/d3nr05480b

rsc.li/nanoscale

### 1. Introduction

The electrochemical carbon dioxide (CO<sub>2</sub>) reduction reaction (CO<sub>2</sub>RR) has received great attention in the areas of carbon

neutrality and long-term seasonal energy storage. For carbon capture and utilization (CCU), the CO<sub>2</sub>RR enables the conversion of captured atmospheric CO<sub>2</sub> into value-added chemicals such as fuels and feedstocks.<sup>1–5</sup> The CO<sub>2</sub>RR can produce C<sub>1</sub> chemicals such as carbon monoxide (CO),<sup>6–9</sup> methane (CH<sub>4</sub>),<sup>10–12</sup> and formic acid (HCOOH);<sup>13–17</sup> multi-carbon (C<sub>2+</sub>) chemicals such as ethylene (C<sub>2</sub>H<sub>4</sub>)<sup>18–20</sup> and ethanol (C<sub>2</sub>H<sub>5</sub>OH),<sup>21,22</sup> and even C<sub>3</sub> chemicals by CO<sub>2</sub> conversion.<sup>23–25</sup>

Department of Energy Science and Engineering, Daegu Gyeongbuk Institute of Science and Technology (DGIST), Daegu 42988, Republic of Korea.

E-mail: dhnam@dgist.ac.kr

†These authors contributed equally to this work.



**Taemin Lee**

Taemin Lee received his B.S. and M.S. degrees from Daegu Gyeongbuk Institute of Science and Technology (DGIST), Republic of Korea. He is currently a Ph.D. candidate in the Department of Energy Science and Engineering, DGIST, under the supervision of Prof. Dae-Hyun Nam. His research interests are focused on electrocatalyst fabrication for carbon upgrading.



**Yujin Lee**

Yujin Lee received her B.S. degree in applied physics from Sookmyung Women's University (2022). Currently, she is an M.S./Ph.D. combined candidate in the Department of Energy Science and Engineering at Daegu Gyeongbuk Institute of Science and Technology (DGIST). Her research focuses on the ionomer effect and controlling the microenvironment of catalyst surfaces for electrochemical CO<sub>2</sub> conversion.

However, there are still significant challenges to address in the practical application of the CO<sub>2</sub>RR, including critical performance metrics often referred to as key figures of merit: product selectivity (Faradaic efficiency, FE), production rate or productivity (partial current density), energy efficiency (overpotential), catalytic stability (long-term operation), and carbon efficiency (CO<sub>2</sub> conversion).<sup>26</sup> In a favorable light, recent strides in CO<sub>2</sub>RR studies aim to propel the energy efficiency and selectivity to levels which show the potential to be competitive in commercialization. Such achievements have been attained through the development of heterogeneous catalysts, which enable the steering of the CO<sub>2</sub>RR pathway by controlling the intermediate binding and careful management of the reaction microenvironment.<sup>18,26–29</sup> In addition, the introduction of flow cells comprising gas diffusion electrodes (GDEs) has facilitated the tailored design of electrolyzers to augment reaction rates and scale up the reaction.<sup>18,30–33</sup> Moreover, the employment of membrane electrode assemblies (MEAs) has paved the way for enhancements in catalytic stability.<sup>20,30,34–36</sup>

Even with such technological progress, the cost-effectiveness, below that of product formation through traditional thermochemical techniques, and the single-pass carbon efficiency (SPCE) remain as challenges.<sup>26,28,37</sup> Conventionally, CO<sub>2</sub>RRs are typically designed to occur in neutral or alkaline electrolytes, driven by a dual purpose: to decrease the competitive hydrogen evolution reaction (HER)<sup>38,39</sup> and to harness the promoting effect of the hydroxide ion (OH<sup>−</sup>) on CO<sub>2</sub> activation or \*CO coupling.<sup>40–42</sup> However, CO<sub>2</sub>RRs under such conditions are perceived to be unfavorable from an economic standpoint due to supplementary external costs. This negative perception primarily stems from product losses attributed to carbonate (CO<sub>3</sub><sup>2−</sup>) formation – a consequence of interactions between CO<sub>2</sub> and OH<sup>−</sup> in alkaline or neutral electrolytes – along with the necessity for electrolyte regeneration.<sup>28</sup>

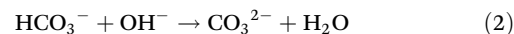
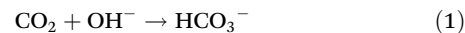
Recently, operating parameters within acidic electrolytes (pH < 2) have received significant interest, chiefly due to their potential

to obviate the energy penalties associated with CO<sub>3</sub><sup>2−</sup> formation in the CO<sub>2</sub>RR.<sup>9,42–55</sup> However, this approach is a double-edged sword: on the one hand, it promises enhanced energy efficiency, while on the other hand, it presents challenges such as a lowered HER activation barrier and diminished catalyst stability. To judiciously operate the CO<sub>2</sub>RR in acidic media, it is imperative to engineer both catalysts and electrodes capable of attenuating proton permeation or sustaining elevated \*CO coverage. Additionally, the architecture of the electrolytic cell must be precisely designed to allow operation under regimes that amplify CO<sub>2</sub> conversion.

Here, we introduce the progress and perspectives of CO<sub>2</sub>RRs for high CO<sub>2</sub> utilization in acidic electrolytes. Our narrative unfolds through the categories of insights from (1) a nanoscale catalytic perspective, (2) the microenvironment within electrode structures at the microscale, and (3) bulk-scale applications pertaining to electrolyzers (Fig. 1). Furthermore, we endeavor to articulate our insights into the existing hurdles and innovative strides associated with catalytic stability in acidic electrolytes. The acidic CO<sub>2</sub>RR is still an emerging field of study, and a consolidated overview and fresh perspectives on the relevant strategic concepts are anticipated to provide a broader understanding and open new avenues of research within this domain.

## 2. Merits of performing the CO<sub>2</sub>RR in acidic electrolytes

The Bjerrum plot for CO<sub>2</sub>–bicarbonate (HCO<sub>3</sub><sup>−</sup>)–CO<sub>3</sub><sup>2−</sup> systems indicates that the introduction of CO<sub>2</sub> into alkaline and neutral electrolytes for the CO<sub>2</sub>RR can induce severe CO<sub>2</sub> consumption through CO<sub>3</sub><sup>2−</sup> formation reactions with OH<sup>−</sup> in aqueous electrolytes (Fig. 2a, eqn (1) and (2)).<sup>56</sup>



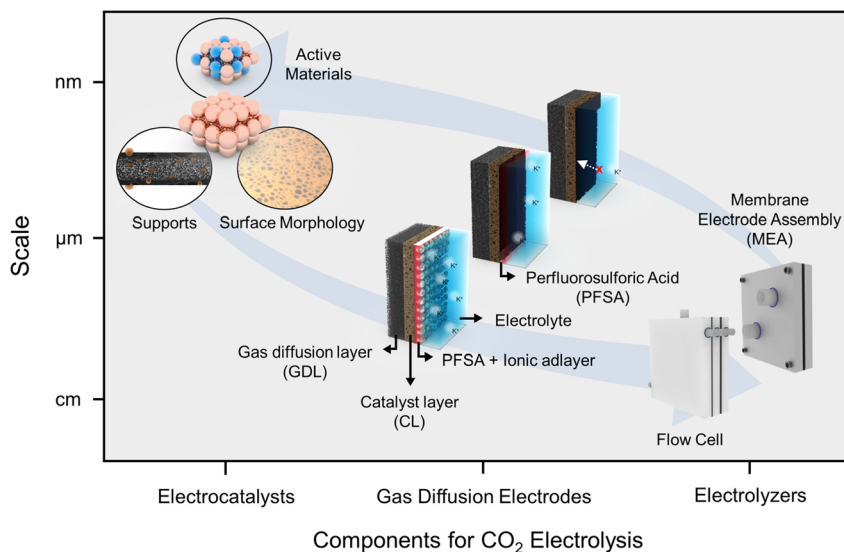
**Jungsu Eo**

*Jungsu Eo is currently an M.S. candidate in the Department of Energy Science and Engineering, Daegu Gyeongbuk Institute of Science and Technology (DGIST), Republic of Korea. He received his B.S. degree in undergraduate studies from DGIST. His research interests are mainly focused on gas diffusion electrode design and pH effects for the efficient electrochemical CO<sub>2</sub> reduction reaction.*

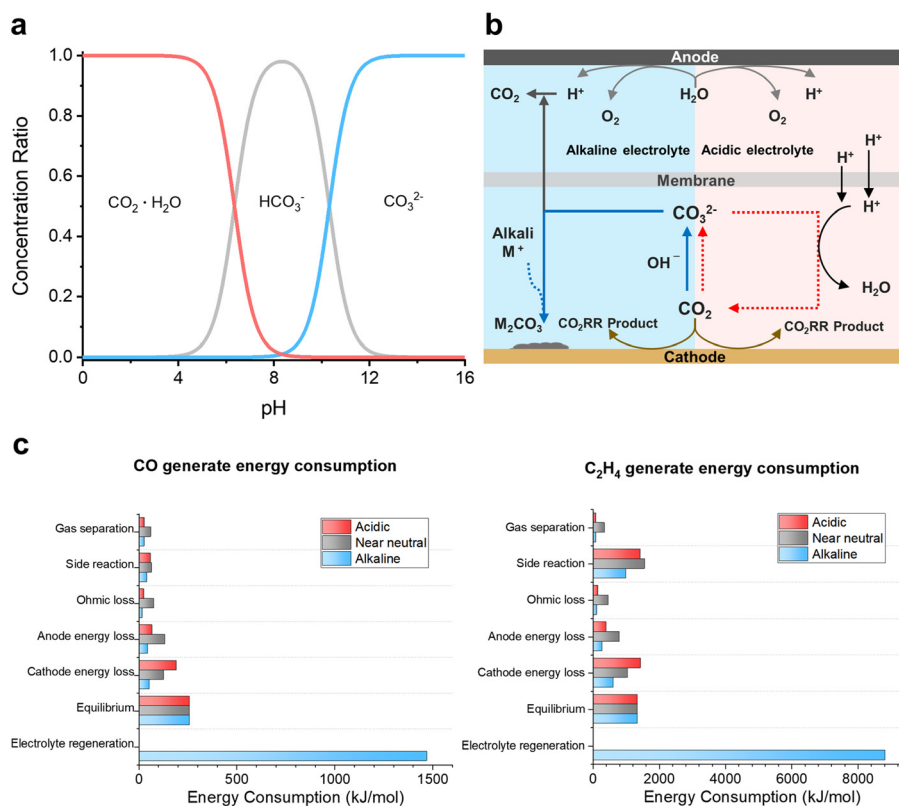


**Dae-Hyun Nam**

*Dae-Hyun Nam is an assistant professor in the Department of Energy Science and Engineering, Daegu Gyeongbuk Institute of Science and Technology (DGIST), Republic of Korea. He received his B.S. (2011) and Ph.D. degrees (2017) from the Department of Materials Science and Engineering, Seoul National University, Republic of Korea. He worked as a postdoctoral fellow at the Department of Electrical and Computer Engineering, University of Toronto, Canada from 2017 to 2020. His research interests are heterogeneous catalysts for renewable energy conversion including nanomaterials synthesis, electrolysis, and mechanistic studies.*



**Fig. 1** Strategic insights into the acidic CO<sub>2</sub>RR in terms of scale and components such as electrocatalysts, gas diffusion electrodes, and electrolyzers.



**Fig. 2** Comparison of reaction conditions and energy consumption in electrolytes with different pH values. (a) Bjerrum plot for the CO<sub>2</sub>–HCO<sub>3</sub><sup>-</sup>–CO<sub>3</sub><sup>2-</sup> system; carbonate (CO<sub>3</sub><sup>2-</sup>) is generated under high pH conditions.<sup>56</sup> Reproduced with permission from ref. 56. Copyright 2001, Elsevier. (b) CO<sub>3</sub><sup>2-</sup> generation and regeneration in alkaline and acidic conditioned electrolyzer systems.<sup>58</sup> Reproduced with permission from ref. 58. Copyright 2023, ACS Publications. (c) Comparison of reaction energy consumption in the CO<sub>2</sub>RR with acidic, near neutral, and alkaline electrolytes.<sup>46</sup> Reproduced with permission from ref. 46. Copyright 2022, Springer Nature.

This has a significant impact on the low SPCE of the CO<sub>2</sub>RR in alkaline and neutral electrolytes.<sup>42,43</sup> Under flow cell operating conditions, theoretical calculations of SPCE for C<sub>1</sub>

(CO, HCOO<sup>-</sup>) and C<sub>2</sub> (C<sub>2</sub>H<sub>4</sub>) chemicals indicate that, in near-neutral electrolytes, the SPCE is 50% for both CO and HCOO<sup>-</sup> and 25% for C<sub>2</sub>H<sub>4</sub>.<sup>42,52</sup> In alkaline electrolytes, the SPCE is

considerably lower, with theoretical results showing 11.7% for CO and  $\text{HCOO}^-$  and 4.2% for  $\text{C}_2\text{H}_4$ .<sup>46</sup> However, in acidic electrolytes, 100% SPCE can be achieved because of preventing  $\text{CO}_3^{2-}$  formation.

Recently, using an acidic electrolyte in the  $\text{CO}_2\text{RR}$  has emerged as a potential avenue for minimizing  $\text{CO}_2$  losses (Fig. 2b). The intrinsic low pH of acidic electrolytes appears to decelerate  $\text{CO}_3^{2-}$  formation rates.<sup>57</sup> Intriguingly, even in instances where  $\text{CO}_3^{2-}$  forms due to a slightly elevated pH near the electrode interface, this  $\text{CO}_3^{2-}$  is prone to reconversion to  $\text{CO}_2$  upon encountering protons in the bulk solution. This mechanism offers a groundbreaking strategy in the  $\text{CO}_2\text{RR}$  for high  $\text{CO}_2$  utilization that is theoretically capable of achieving nearly 100% SPCE.

Beyond the issue of  $\text{CO}_2$  loss, the acidic  $\text{CO}_2\text{RR}$  is perceived as a more economical reaction due to its higher energy efficiency compared to alkaline and neutral  $\text{CO}_2\text{RRs}$ .<sup>46</sup> This distinction is attributed to the differences in the reaction environments between these  $\text{CO}_2\text{RR}$  conditions (Fig. 2b).<sup>58</sup> In alkaline electrolyte environments, the regeneration of  $\text{CO}_3^{2-}$  in the catholyte back to  $\text{CO}_2$  represents a dominant fraction of the overall energy expenditure (Fig. 2c). The excessive energy demand can be determined from the forward reaction and reverse reaction energy costs for  $\text{CO}_3^{2-}$  formation.<sup>28,42,59</sup> While the interaction of  $\text{CO}_2$  with  $\text{OH}^-$  consumes  $-56 \text{ kJ mol}^{-1}$  to produce  $\text{CO}_3^{2-}$ , regenerating  $\text{CO}_2$  and  $\text{OH}^-$  from  $\text{CO}_3^{2-}$  requires an energy expenditure of  $230 \text{ kJ mol}^{-1}$ , over four times the absolute value of the energy.<sup>59</sup> Additional systematic penalties in alkaline or neutral electrolytes are induced by anodic separation of the oxygen evolution reaction (OER). This is because of  $\text{CO}_2$  gas generation due to the crossover of  $\text{CO}_3^{2-}$  through an anion-exchange membrane (AEM)<sup>42,43,49,53</sup> and the formation of metal- $\text{CO}_3^{2-}$  species as a consequence of side reactions between  $\text{CO}_3^{2-}$  and metal cations that accumulate on the electrode surface, compromising catalytic efficiency.<sup>32</sup> The cost for electrolyte regeneration due to  $\text{CO}_3^{2-}$  formation is critical in the  $\text{CO}_2\text{RR}$  with alkaline electrolytes. In contrast, in an acidic electrolyte environment, there is no economic loss attributed to catholyte regeneration or anodic separation. Additionally, there is no decrease in catalytic efficiency due to the formation of metal- $\text{CO}_3^{2-}$  complexes, making acidic conditions a more commercially viable option (Fig. 2b and c).

### 3. Strategies for the acidic $\text{CO}_2\text{RR}$ : electrocatalysts, electrodes, and electrolyzers

The economic feasibility of the acidic  $\text{CO}_2\text{RR}$  is highly regarded, but to date, early research outcomes in this field have been relatively limited in comparison with research conducted in alkaline or neutral electrolyte systems. Enhancing the catalyst performance under proton-dominant and harsh acidic conditions remains a challenge in the acidic  $\text{CO}_2\text{RR}$ . In acidic electrolytes, achieving a fine balance between selectivity

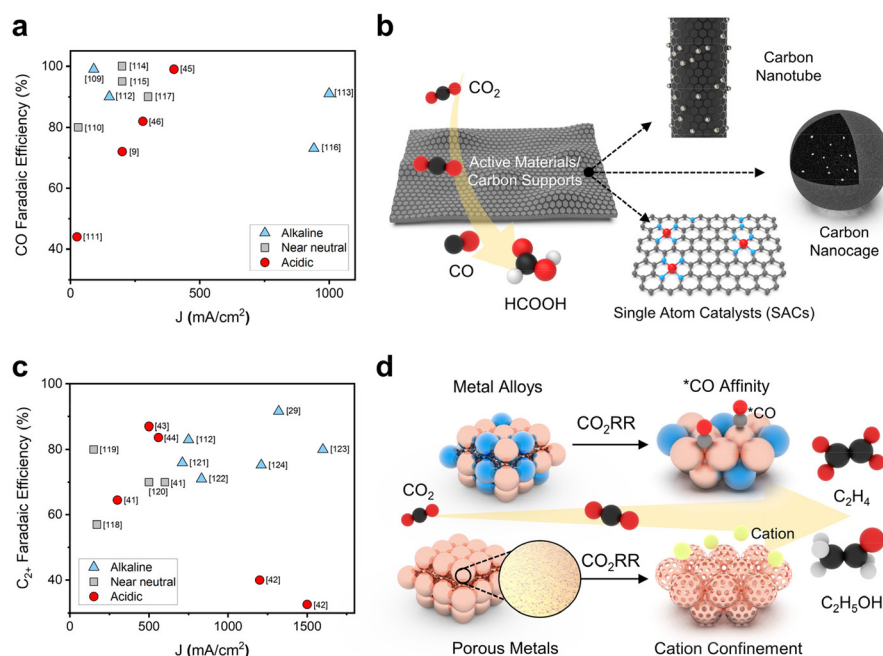
and catalytic durability is a pressing challenge. However, the dominance of the HER under acidic conditions often overshadows  $\text{CO}_2$  electrolysis. This phenomenon becomes clearer when inspecting the E-pH (or Pourbaix) diagram of water: heightened acidity lowers the voltage window where the HER occurs. Consequently, this constricted voltage window implies that the HER is kinetically more favored than the  $\text{CO}_2\text{RR}$  in acidic electrolytes.<sup>42</sup>

Another  $\text{CO}_2\text{RR}$  issue in harsh acid environments is metal corrosion. Numerous investigations have been undertaken to address these challenges in water electrolysis employing acidic electrolytes.<sup>60–62</sup> Previous studies employed noble metals adept at resisting corrosion under acidic conditions, but these metals unfortunately have significantly lower  $\text{CO}_2\text{RR}$  activity than alternative metals. Consequently, when transition metal-based efficient  $\text{CO}_2\text{RR}$  catalysts in alkaline or neutral electrolytes are employed in the acidic  $\text{CO}_2\text{RR}$ , their stability and  $\text{CO}_2\text{RR}$  activity can degrade. Given the aforementioned challenges, this section will present the latest trends in acidic  $\text{CO}_2\text{RR}$  research focusing on ways to overcome the limitations of  $\text{CO}_2$  electrolysis in acidic electrolytes. We introduce the challenges and progress of the acidic  $\text{CO}_2\text{RR}$  in terms of electrocatalysts, electrodes, and electrolyzers (Fig. 1).

#### 3. 1. Electrocatalysts for the acidic $\text{CO}_2\text{RR}$

In the  $\text{CO}_2\text{RR}$ , the selectivity of  $\text{C}_1$  and  $\text{C}_{2+}$  chemicals can be modulated by the design of heterogeneous catalysts that control the adsorption energy of intermediates on the surface of metal active sites.<sup>63–66</sup> Supports as well as active materials can help in designing the active sites to control the binding of intermediates over the scaling relationship during  $\text{CO}_2$  electrolysis.<sup>67–72</sup> In the acidic  $\text{CO}_2\text{RR}$ , although the partial current density for  $\text{C}_1$  chemicals is generally lower than that in alkaline electrolytes, the product selectivity of CO has increased to near 100% FE with the aid of electrocatalyst development (Fig. 3a). In the acidic  $\text{CO}_2\text{RR}$ , various carbon supports have been investigated to enhance the selectivity and reaction rate of  $\text{C}_1$  chemicals by hybridization with active materials (Fig. 3b).<sup>51–54</sup> Manipulating the morphology of carbon supports to hinder proton penetration is a notable methodology in acidic electrolytes. This approach might promote the binding of  $\text{CO}_2\text{RR}$  intermediates instead of protons.

Carbon nanotubes (CNTs) have a structural advantage due to their large surface area, which provides a high number of  $\text{CO}_2$  adsorption sites and promotes the dispersion of active materials.<sup>45,54</sup> The  $\text{CO}_2\text{RR}$  performances of highly dispersed  $\text{Ni}_3\text{N}$  nanoparticles/multiwalled carbon nanotubes (MCNTs) and aggregated  $\text{Ni}(\text{OH})_2$  nanosheets/MCNTs were compared to identify the structural effect of the catalysts. Under neutral electrolyte conditions,  $\text{Ni}_3\text{N}/\text{MCNTs}$  exhibited an FE of 89% for CO and 10% for hydrogen ( $\text{H}_2$ ), whereas  $\text{Ni}(\text{OH})_2/\text{MCNTs}$  exhibited a CO FE of 10% in 0.5 M  $\text{NaHCO}_3$  electrolyte with an applied potential of  $-0.73 \text{ V}$  (vs. RHE), corresponding to an approximately 8-fold increase in CO partial current density from 0.2 to  $1.6 \text{ mA cm}^{-2}$ . To exploit their structural advan-



**Fig. 3** Catalyst strategies for a successful acidic CO<sub>2</sub>RR toward C<sub>1</sub> and C<sub>2+</sub> chemicals. (a) CO selectivity and the corresponding total current density in acidic electrolytes.<sup>9,45,46,109–117</sup> (b) Carbon support-based structural variation in catalysts in acidic media for selective C<sub>1</sub> chemicals. (c) C<sub>2+</sub> chemical selectivity and the corresponding total current density in acidic electrolytes.<sup>29,41–44,112,118–124</sup> (d) Composition and morphology variations in Cu-based catalysts for C<sub>2</sub> chemical production in the acidic CO<sub>2</sub>RR.

tages, Ni<sub>3</sub>N/MCNTs were used in the CO<sub>2</sub>RR under acidic conditions by adding HCl and NaHCO<sub>3</sub> for pH adjustment to NaCl solution with an applied potential of  $-0.9$  to  $-1.0$  (*vs.* RHE); the system exhibited a CO FE of 85.7% at pH 3.7 and 50.1% at pH 2.5 with an applied total current density of 20 mA cm<sup>-2</sup>. This demonstrates the acid pH tolerance and HER competing ability of Ni<sub>3</sub>N/MCNTs under acidic conditions. Additionally, CNTs have been used as supports for highly dispersed and finely controlled metal single atom catalysts (SACs).<sup>45</sup> In the acidic CO<sub>2</sub>RR, a  $\beta$ -tetra methoxy-substituted nickel phthalocyanine molecularly dispersed electrocatalyst (NiPc-OMe MDE) exhibited a 98% CO FE at a 400 mA cm<sup>-2</sup> total current density at pH 1 in 0.05 M H<sub>2</sub>SO<sub>4</sub> + K<sub>2</sub>SO<sub>4</sub> electrolyte. This superior performance is attributed to the large surface area of CNTs and the sophisticated structure of SACs with molecular supports.

Furthermore, a Ni in N-doped carbon nanocage (Ni<sub>5</sub>@NCN) material was used in the acidic CO<sub>2</sub>RR to hinder the HER.<sup>51</sup> To verify the effect of the carbon support, the CO<sub>2</sub>RR activities of Ni<sub>5</sub>@NCN and Ni nanoparticles supported on N-doped carbon spheres without cavities (Ni<sub>5</sub>/NCS) were compared. In the CO<sub>2</sub>RR with 0.25 mM H<sub>2</sub>SO<sub>4</sub> + 0.25 M Na<sub>2</sub>SO<sub>4</sub> electrolyte (pH 1), Ni<sub>5</sub>@NCN showed a CO FE of 60%, while Ni<sub>5</sub>/NCS produced only H<sub>2</sub> during electrolysis. The suppression of the HER by Ni<sub>5</sub>@NCN was also observed in water electrolysis conducted in an Ar-saturated electrolyte, which exclusively permits the HER. In contrast to the gradual increase in the current density of Ni<sub>5</sub>/NCS with increasing potential, water electrolysis in Ni<sub>5</sub>@NCN induced current density saturation.

The effect of carbon supports in the acidic CO<sub>2</sub>RR is not limited to transition metal-based active materials. It was reported that Ag nanoparticles confined in hollow carbon nanospheres (Ag/h-CNS) lead to effective CO production.<sup>52</sup> Ag/h-CNS exhibited a CO FE of 95% and a 46.2% SPCE in 0.05 M H<sub>2</sub>SO<sub>4</sub> + 0.5 M K<sub>2</sub>SO<sub>4</sub> acidic electrolyte (pH 1.1). They found that h-CNS can finely regulate ion diffusion, particularly by maintaining local alkaline conditions through the control of H<sup>+</sup> and OH<sup>-</sup> diffusivity. A mass transport simulation of Ag/h-CNS confirmed that a substantial amount of OH<sup>-</sup> can penetrate the core of h-CNS, leading to the establishment of a highly localized alkaline environment. Additionally, the nanocage structure was found to promote a high local concentration of cations through continuous proton consumption *via* buffer effects and proton coupled electro transfer (PCET). Overall, it can be deduced that the structural attributes of the carbon support exert a pivotal influence on the production of C<sub>1</sub> chemicals with high selectivity. Utilizing a variety of structured carbon matrices plays a pivotal role in regulating ions and confining active materials. Additionally, fine-tuning the attributes of active catalyst materials, ranging from their composition to intricate structural details, can significantly improve \*CO coverage or amplify cation concentrations. This, in turn, facilitates the CO<sub>2</sub>RR while mitigating the HER.

Converting CO<sub>2</sub> into C<sub>2+</sub> chemicals with higher energy density is important for the acidic CO<sub>2</sub>RR.<sup>18–20,22,24–26,28–31,36,42</sup> Cu, which enables \*CO dimerization for C–C coupling, has been widely used as a CO<sub>2</sub>RR active material for C<sub>2+</sub> chemical

production.<sup>73–75</sup> While numerous studies have made substantial advances in the acidic CO<sub>2</sub>RR with Cu-based catalysts, the FEs of C<sub>2</sub> chemicals remain notably lower than those achieved in alkaline electrolytes (Fig. 3c). This discrepancy can be attributed to the influx of protons from the surrounding environment, despite the occurrence of localized proton consumption in high current ranges.

Consequently, it is valuable to manipulate the composition or morphology of Cu electrodes to give preference to \*CO over \*H in competitive processes. This leads to substantial \*CO coverage, which facilitates C–C coupling kinetics and constrains proton binding sites, ultimately impeding the HER. Recent research into the generation of C<sub>2</sub> chemicals *via* the modification of Cu catalysts under acidic conditions has involved the control of intermediate binding kinetics through alloying with heterometals to facilitate C–C coupling and inhibit the HER; alternatively, the catalyst's porosity has been fine-tuned to regulate cation concentrations through a confining effect (Fig. 3d). The stabilization of \*CO is a crucial factor in C<sub>2+</sub> chemical formation because the C–C coupling of \*CO intermediates on the catalyst is fundamental for initiating the conversion of CO<sub>2</sub> into C<sub>2+</sub> chemicals. Consequently, there is a significant focus on improving \*CO formation by controlling the adsorption energy to facilitate the formation of C<sub>2+</sub> chemicals.

A Pd–Cu alloy catalyst was synthesized to increase the coverage of both \*CO and \*CO<sub>2</sub> on the surface of the catalyst.<sup>43</sup> Density functional theory (DFT) calculations confirmed that the Pd–Cu catalyst can decrease the adsorption energy barrier of CO<sub>2</sub> and CO, resulting in an increased \*CO affinity over \*H and subsequently diminishing the availability of active sites for \*H adsorption due to its higher \*CO coverage. The Gibbs free energy for  $\Delta G_{\text{OCCOH}^*}$  indicates a tendency to form C<sub>2+</sub> chemicals, and  $\Delta G_{\text{OCCOH}^*} - \Delta G_{\text{CHO}^*}$  provides insight into the reason for CO<sub>2</sub>RR selectivity for C<sub>2+</sub> over C<sub>1</sub> chemicals, showing that the Cu–Pd alloy has good potential for \*CO dimerization. Therefore, the Cu–Pd alloy suppresses the HER and improves C–C coupling, which increases the C<sub>2+</sub> chemical FE to approximately 89% at 500 mA cm<sup>-2</sup>.

Manipulation of the catalyst morphology can adjust the local cation concentration, which is the main factor stabilizing intermediates and influencing the selectivity toward C<sub>2+</sub> chemicals. The local cation concentration can be modulated by adjusting the porosity of the catalyst.<sup>44</sup> An electrochemically reduced Cu porous nanosheet (ER-CuNS) demonstrated a cation-confining effect, as confirmed by inductively coupled plasma (ICP) analysis of the electrolyte-loaded catalyst, compared with a flat CuO-NS. ER-CuNS exhibited a 4.5 times higher potassium cation (K<sup>+</sup>) concentration than pristine CuO-NS. The electrochemical CO<sub>2</sub>RR in acidic electrolytes showed a morphologically confining effect; ER-CuNS showed 84% FE and a partial current density of 560 mA cm<sup>-2</sup> for C<sub>2+</sub> chemicals, whereas CuO-NS resulted in HER dominance.

### 3. 2. Microenvironment engineering in a gas diffusion electrode

The utilization of cations in acidic electrolytes can affect the microenvironment of electrocatalysts.<sup>76–78</sup> In electrochemical

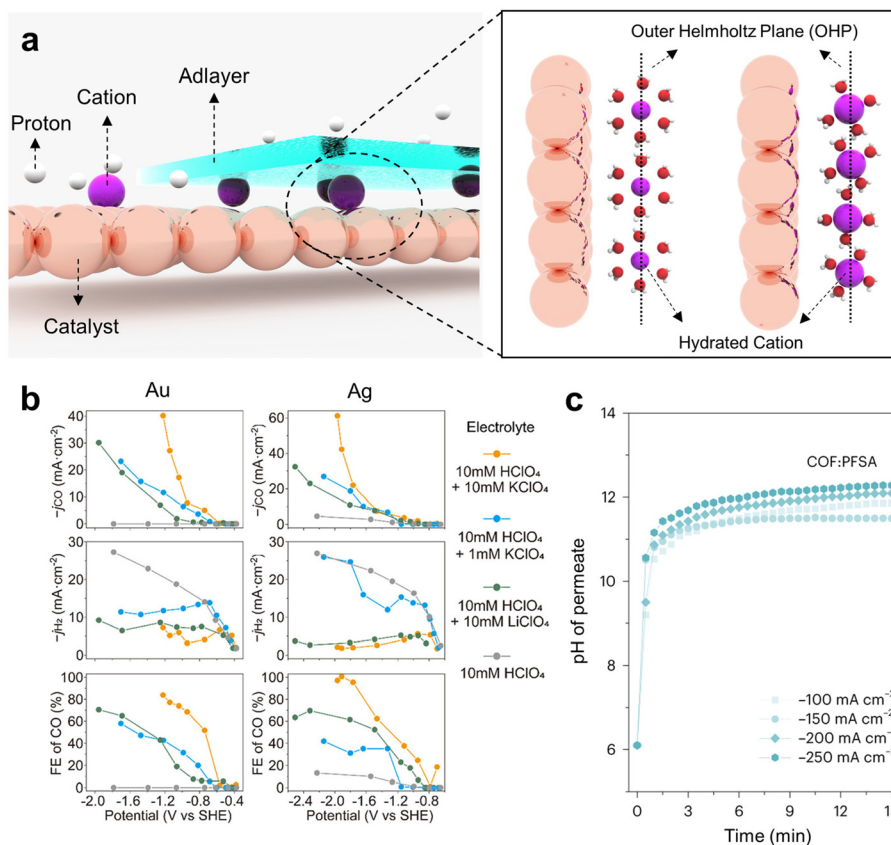
reduction processes, cationic migration is driven from the bulk electrolyte toward the cathode surface by coulombic forces, culminating in the formation of the outer Helmholtz plane (OHP). This, in turn, gives rise to an electric double layer (EDL) field, which plays a critical role in modulating the adsorption energetics of key reaction intermediates. Modifications to the EDL field augment the efficiency of the CO<sub>2</sub>RR, with pronounced selectivity for multicarbon products and mitigation of HER activity.

In the CO<sub>2</sub>RR process, the presence of an EDL field can boost the reaction activity by enhancing the CO<sub>2</sub> absorption rate and stabilizing \*CO, which serves as the primary intermediate for the formation of valuable C<sub>2</sub> chemicals. Additionally, it reduces the energy barrier associated with C–C coupling, thereby facilitating the synthesis of C<sub>2</sub> chemicals. Interestingly, an electric field exerts minimal effects on the adsorption of \*H, resulting in selectivity favoring the CO<sub>2</sub>RR over the HER. Given these observations, the introduction of cationic effects within acidic media is paramount for the activation of CO<sub>2</sub>RR intermediates and the inhibition of the HER (Fig. 4a).<sup>46,79</sup>

The cation effect on the acidic CO<sub>2</sub>RR has been studied with K<sup>+</sup>.<sup>42</sup> Upon introducing K<sup>+</sup> into 1 M H<sub>3</sub>PO<sub>4</sub> electrolyte at concentrations ranging from 0 to 3 M, the H<sub>2</sub> FE declined from 100% to 50%. Moreover, the maximum FE for CH<sub>4</sub> reached 28% at 1 M K<sup>+</sup>, and the maximum FE for C<sub>2</sub>H<sub>4</sub> was 9.3% at 3 M K<sup>+</sup>. Furthermore, to optimize the influence of K<sup>+</sup>, the authors introduced a perfluorosulfonic acid (PFSA) ionomer onto the catalyst surface. This ionomer layer serves a dual purpose: it hinders the diffusion of K<sup>+</sup> away from the active sites of the catalyst and increases the local pH by obstructing the diffusion of OH<sup>-</sup> generated during the reaction from the catalyst surface to the bulk electrolyte. These results indicate the significance of controlling the proximity of cations to the electrode surface and applying an ionomer layer for cation adhesion in acidic environments to enhance the efficiency of the CO<sub>2</sub>RR.

In terms of cation interactions within the EDL, applying cation species with different radii and adjusting their concentrations enable regulation of the cation effect in acidic media (Fig. 4b).<sup>9,50,55,80</sup> On a Ag/PTFE electrode, the application of 10 mM LiClO<sub>4</sub> in HClO<sub>4</sub> electrolyte led to a notable enhancement in the CO FE of 70%, whereas the CO FE remained at 10% when no Li<sup>+</sup> was present in the HClO<sub>4</sub> electrolyte. This improvement can be attributed to the role played by Li<sup>+</sup> in augmenting the EDL field on the catalyst side.<sup>53</sup> Since the cation effect is intricately linked to the formation of the OHP on the catalyst side, the size of the hydrated cation crucially influences this effect. When the size of hydrated ions decreases, a greater number of ions aggregate within the OHP, consequently strengthening the EDL field.

The influence of hydrated ion dimensions becomes evident upon the introduction of K<sup>+</sup>, which has a greater hydrated ion radius than Li<sup>+</sup>. The introduction of 10 mM KClO<sub>4</sub> into the HClO<sub>4</sub> electrolyte resulted in a marked increase in the CO FE, reaching almost 100%. This underscores the pivotal influence



**Fig. 4** Enhancing the CO<sub>2</sub>RR performance in acidic electrolytes through microenvironment control. (a) Schematics for controlling the catalyst microenvironment by applying the cation effect and adlayers. (b) Effect of radius and concentration control of hydrated cations on the CO<sub>2</sub>RR performance.<sup>55</sup> Reproduced with permission from ref. 55. Copyright 2022, ACS Publications. (c) Enhanced local pH in adlayer-augmented GDEs by limiting proton mass transport.<sup>53</sup> Reproduced with permission from ref. 53. Copyright 2023, Springer Nature.

that differences in hydrated cationic radii have on CO<sub>2</sub>RR performance. Moreover, a decrease in the K<sup>+</sup> concentration directly correlates with a decline in the CO FE. Notably, a peak CO FE of 40% was observed with 1 mM KClO<sub>4</sub>, in stark contrast to the value of 100% achieved with 10 mM KClO<sub>4</sub>. To gain a more precise understanding of the cation effect, a generalized modified Poisson–Nernst–Planck (GMPNP) simulation was conducted. The simulation results indicated that the generation of the EDL is closely associated with the radius and concentration of the hydrated cation, whereas the inhibition of proton migration and alterations in diffusion layer thickness are primarily influenced by the ion concentration.

Another approach involves the application of an adlayer on the catalyst surface to elevate the local pH, effectively suppressing the HER through the modulation of proton mass transport and optimization of the EDL. Thus, the adlayer acts as a protective layer for the catalyst under rigorous conditions, suggesting an efficient strategy for the acidic CO<sub>2</sub>RR.<sup>17,48,49,53,81,82</sup> Adlayers commonly used for the acidic CO<sub>2</sub>RR are ionomers that consist of a hydrophobic backbone, side chains and hydrophilic ionic groups. Hydrated cations migrate through the hydrophilic channel established by the SO<sub>3</sub><sup>-</sup> ionic groups of the ionomer, which exhibit a greater

affinity for K<sup>+</sup> than for protons. Moreover, the hydrophobic segments of the ionomer create a gas diffusion pathway. This implies that the ionomer can enhance the efficiency of the CO<sub>2</sub>RR while impeding the HER by facilitating the mass transport of K<sup>+</sup> and CO<sub>2</sub> gas. Nonetheless, a limitation exists in the uneven distribution of the ionomer on the catalyst surface.

To address this concern, a PFSA ionomer was utilized in conjunction with covalent organic frameworks (COFs) (Fig. 4c).<sup>53</sup> The presence of imine groups within COFs contributes to the uniform distribution of the ionomer, thus enhancing its effectiveness and remarkably constraining proton permeability. To demonstrate proton inhibition by COFs, the pH value was measured by monitoring the permeates traveling from the bulk catholyte to the backside of an electrode consisting of PFSA/COFs/Cu/hydrophilic PTFE. When the ionomer was applied in conjunction with COFs, the pH of the permeate increased significantly to pH 12 at a current density of 250 mA cm<sup>-2</sup>, whereas in the absence of COFs, it increased to only pH 7. Furthermore, the FE for C<sub>2+</sub> chemicals reached approximately 75% at a current density of 200 mA cm<sup>-2</sup>, and a stability of 30 hours was observed. Improving the distribution of ionomers by applying COFs efficiently hinders proton mass transport and induces a high local pH near the electrode surface, which increases C<sub>2+</sub> chemical selectivity.

In summary, the mass transport of protons from the bulk electrolyte to the catalyst, the diffusion of  $\text{OH}^-$  from the catalyst surface to the bulk electrolyte, and the local concentration of cations can all be manipulated by controlling the microenvironment of the catalyst. Consequently, managing the local microenvironment by adjusting hydrated ion radii or ion concentrations to optimize the cation effect and by applying an adlayer on the electrode surface can be a highly impactful strategy for enhancing the efficiency of the acidic  $\text{CO}_2\text{RR}$ .

### 3. Theoretical understanding of the electrolyte pH effect on the $\text{CO}_2\text{RR}$

Most DFT computations in the acidic  $\text{CO}_2\text{RR}$  have focused on the effect of catalysts or microenvironments on the  $^*\text{CO}_2$  adsorption or  $^*\text{COOH}$  stabilization.<sup>43,47</sup> However, the effect of electrolyte pH on tuning the  $\text{CO}_2\text{RR}$  pathways has not been studied frequently. Under acidic conditions with pH 1, it was reported that the formation of  $^*\text{COH}$  and  $^*\text{CHOH}$  intermediates hinders the kinetic pathway for  $\text{C}_2$  chemical formation (Fig. 5a).<sup>83</sup> This facilitates the  $\text{C}_1$  chemical formation pathway. Under neutral conditions with pH 7, they suggest that  $^*\text{COH}$  and  $^*\text{CO-COH}$  exhibit nearly equivalent energy preferences, implying a conducive environment for the formation of both  $\text{C}_1$  and  $\text{C}_2$  chemicals (Fig. 5b). Conversely, under the alkaline conditions with pH 12, the  $\text{CO}_2\text{RR}$  pathway involving  $^*\text{CO-CO}$  is preferred and this enables an increase in selectivity towards  $\text{C}_2$  chemical formation (Fig. 5c).<sup>83</sup> In all modeled systems, the  $\text{C}_1$  pathway was calculated at the low  $^*\text{CO}$  coverage ( $\theta_{\text{CO}} = 1/9$  or  $1/16$ ), resulting in preference for the HER.

Theoretical  $\text{CO}_2\text{RR}$  pathways according to the electrolyte pH reveals that  $\text{H}_2$  can be the major product by the HER in the acidic  $\text{CO}_2\text{RR}$ . Therefore, comprehensive strategies from nano-scale-to-bulk scale are required to address the challenges of the acidic  $\text{CO}_2\text{RR}$ . They include strategies such as catalyst development to enhance  $^*\text{CO}$  binding and microenvironment engineering to control the metal cations and local  $\text{OH}^-$  concentration to sustain a high local pH near the catalysts.

### 3. 4. Catalyst degradation and stability in the acidic $\text{CO}_2\text{RR}$

The harsh environment of acidic electrolytes promotes the dissolution of metal ions in heterogeneous catalysts, causing corrosion or reconstruction with dissolution and electrodeposition.<sup>48</sup> Indeed, the rate of metal extraction in the reaction environment, as influenced by the electrolyte pH, plays a pivotal role in determining the catalyst's lifespan. Catalyst stabilities of over 150 hours in alkaline or neutral electrolyte environments were reported previously, whereas significantly shorter stability has been observed in acidic media (Fig. 6a, Table 1). Catalyst stability in an acidic environment has already been studied with respect to the HER or OER *via* Pt- or Ir-based catalysts.<sup>60-62</sup> Unfortunately, these noble metals are not active in the  $\text{CO}_2\text{RR}$ .

Metal catalysts mainly used in the  $\text{CO}_2\text{RR}$ , especially Cu, exist in the form of oxides or ions in acidic environments that cause corrosion or detachment from the electrode surface due to their ionization kinetics (Fig. 6b).<sup>84</sup> The corrosion phenom-

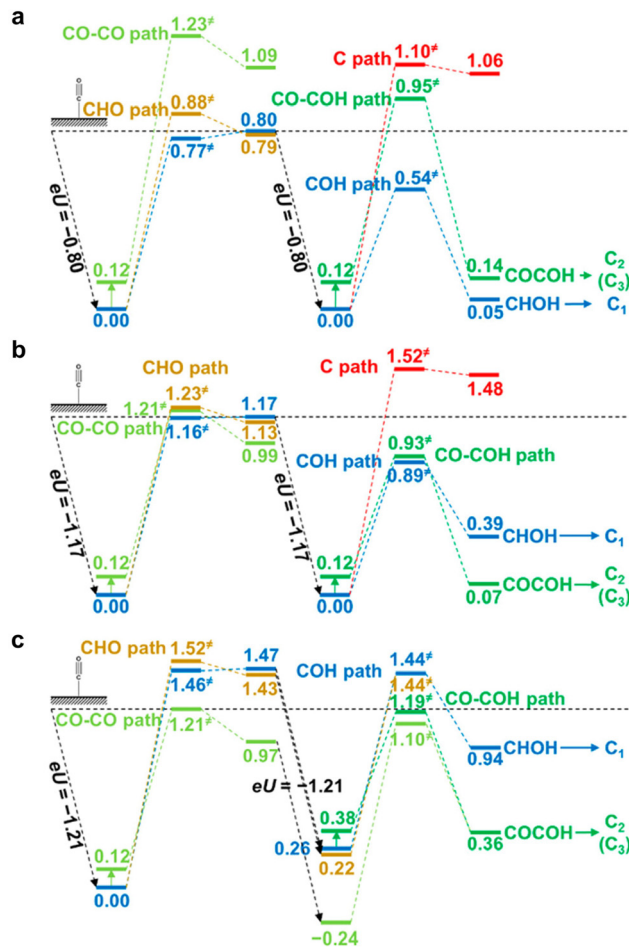
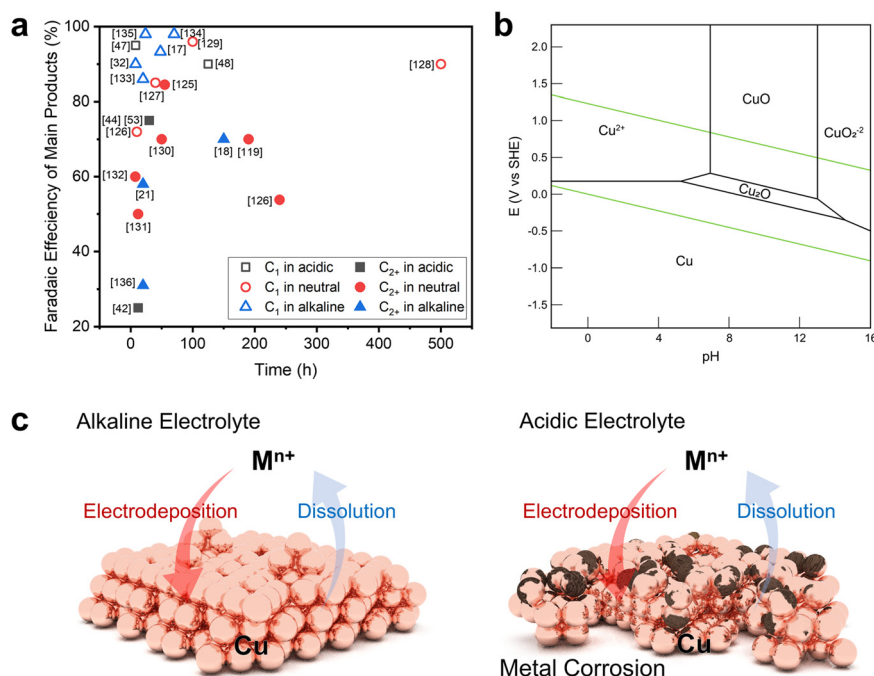


Fig. 5 DFT-based theoretical free energy diagrams of  $\text{CO}_2\text{RR}$  intermediates according to the electrolyte pH.<sup>83</sup> Free energy diagrams under (a) acidic conditions with pH 1, (b) neutral conditions with pH 7, and (c) alkaline conditions with pH 12. Reproduced with permission from ref. 83. Copyright 2016, ACS Publications.

enon observed in these non-noble metal catalysts not only prevents achieving the desired catalytic performance because of catalytic reconstruction, but also poses a substantial hindrance to commercialization due to their limited lifetime.<sup>85-89</sup> Hence, we propose a catalytic approach to sustain catalytic stability in acidic electrolytes; this is based on emphasizing factors that are expected to exert a substantial influence on catalyst durability instead of employing an indirect approach to elevate the local pH.

To discuss catalyst stability, it is necessary to understand the catalyst reconstruction behavior during the  $\text{CO}_2\text{RR}$  (Fig. 6c). Catalyst reconstruction takes place when metal ions are released into the electrolytes during the reaction and are subsequently redeposited onto the electrode surface due to the reduction potential, resulting in alterations in the morphology based on the rate of metal ionization.<sup>85,89</sup> Catalyst reconstruction will occur more actively in an acidic environment with a higher ionization rate than in a neutral or alkaline electrolyte with a lower metal ionization rate.<sup>90,91</sup> Understanding this





**Fig. 6** Catalytic stability issues in the acidic  $CO_2RR$ . (a) Selectivity versus stability of  $CO_2RR$  catalysts in acidic, neutral, or alkaline electrolytes.<sup>17,18,21,32,42,44,47,48,53,119,125–136</sup> (b) Pourbaix diagram of Cu.<sup>84</sup> Reproduced with permission from ref. 84. Copyright 2021, Elsevier. (c) Schematics comparing Cu reconstruction behavior during the  $CO_2RR$  in alkaline and acidic electrolytes.

**Table 1**  $CO_2RR$  performances of electrocatalysts in acidic, neutral, and alkaline electrolytes

Electrolyte	Catalyst	Electrolyzer	Total J (mA cm <sup>-2</sup> )	Potential	FE (%)	Stability (h)	Ref.	
Acidic	0.05 M H <sub>2</sub> SO <sub>4</sub> + KCl	ER-CuNS (reduced Cu porous nanosheet)	Flow cell	700	-1.48 V <sub>RHE</sub>	75 (C <sub>2+</sub> )	30	44
	1 M H <sub>3</sub> PO <sub>4</sub> + 3 M KCl	COF: PFSA-modified PTFE-Cu	Flow cell	200	-2.4 V <sub>Ag/AgCl</sub>	75 (C <sub>2+</sub> )	30	53
	1 M H <sub>3</sub> PO <sub>4</sub> + 3 M KCl	Cation-augmenting layer-modified Cu nanoparticles	Flow cell	1200	4.2 V (full cell)	25 (C <sub>2</sub> H <sub>4</sub> )	12	42
	0.05 M H <sub>2</sub> SO <sub>4</sub> + 3 M KCl	SiC-Nafion™/SnBi/PTFE	Flow cell	100	-1.5 V <sub>RHE</sub>	90 (HCOOH)	125	48
	0.5 M K <sub>2</sub> SO <sub>4</sub> + H <sub>2</sub> SO <sub>4</sub>	Ni-N-C	MEA	500	3.7 V (full cell)	95 (CO)	8	47
Neutral	0.5 M KCl	Cu nanostructure	Flow cell	150	4.5 V (full cell)	84.5 (C <sub>2</sub> H <sub>4</sub> )	55	125
	0.1 M KHCO <sub>3</sub>	Ligand-doped ZIF-8	H-cell	3	-1 V <sub>RHE</sub>	72 (CO)	10	126
	0.1 M KHCO <sub>3</sub>	Co <sub>3</sub> O <sub>4</sub> atomic layer with oxygen vacancies	H-cell	2.7	-0.87 V <sub>SCE</sub>	85 (HCOOH)	40	127
	0.1 M KHCO <sub>3</sub>	CuOHfCl	H-cell	15	-1.00 V <sub>RHE</sub>	53.8 (C <sub>2+</sub> )	240	126
	0.5 M KHCO <sub>3</sub>	Bismuthene (Bi-ene-NW)	H-cell	100	-1.17 V <sub>RHE</sub>	90 (HCOOH)	500	128
	0.5 M KHCO <sub>3</sub>	CoPc@MWCNTs	H-cell	1	-0.7 V <sub>RHE</sub>	96 (CO)	100	129
	1 M KHCO <sub>3</sub>	OD-Cu-III	Flow cell	300	-1 V <sub>RHE</sub>	70 (C <sub>2+</sub> )	50	130
	0.1 M KHCO <sub>3</sub>	CuAg	Custom cell	45	-1.05 V <sub>RHE</sub>	50 (C <sub>2</sub> H <sub>4</sub> )	12	131
	0.1 M KHCO <sub>3</sub>	Cu and iridium oxide supported on a titanium mesh	Flow cell	600	~ 3.3 V (full cell)	70 (C <sub>2</sub> H <sub>4</sub> )	190	119
	1 M KHCO <sub>3</sub>	DMAN-modified CuNPs	Flow cell	100	-1 V <sub>RHE</sub>	60 (C <sub>2+</sub> )	7.5	132
Alkaline	7 M KOH	Graphite/carbon NPs/Cu/PTFE	Flow cell	80	-0.55 V <sub>RHE</sub>	70 (C <sub>2</sub> H <sub>4</sub> )	150	18
	1 M KOH	Bi rhombic dodecahedra	Flow cell	200	-0.68 V <sub>RHE</sub>	86 (HCOOH)	20	133
	1 M KOH	Sn	MEA	40	2.2 V (full cell)	93.3 (HCOOH)	48	17
	1 M KOH	N-coordinated Ni on CNTs	MEA	100	2.1 V (full cell)	98 (CO)	70	134
	1 M KOH	CNT-sulfamethoxazole(SMX)	Flow cell	100	-0.7 V <sub>RHE</sub>	98 (CO)	24	135
	1 M KOH	BaO/Cu	Flow cell	400	-0.75 V <sub>RHE</sub>	58 (alcohol)	20	21
	2 M KOH	MWNTs/PyPBI/Au	Flow cell	100	-0.44 V <sub>RHE</sub>	90 (CO)	8	32
	1 M KOH	Cu-Cl-Cs	Flow cell	1000	-0.75 V <sub>RHE</sub>	31 (C <sub>2</sub> H <sub>5</sub> OH)	20	136

behavior is advantageous for increasing catalyst stability because the reconstructed catalyst structure will actively participate in the reaction.

Nonetheless, there is less understanding about the reconstruction of CO<sub>2</sub>RR catalysts in an acidic electrolyte, and predicting alterations in the catalyst morphology during the catalytic reaction remains challenging. Accordingly, proposing a method to mitigate the extraction of active metals could represent a significant innovation. For this kind of catalyst design strategy, sacrificial metals can be utilized. When two metals with different ionization tendencies come into contact within a bulk electrolyte, the metal with the greater ionization tendency will undergo oxidation in place of the other metal. In other words, by locating the sacrificial metal around the active metal in acidic media, it is possible to inhibit the dissolution of the active metal during electrochemical operation. Consequently, employing metals with higher oxidation tendencies, such as Fe, Mg, and Al, alongside Cu as the active site for CO<sub>2</sub> conversion into C<sub>2+</sub> chemicals, could enhance the stability of Cu active materials due to the dopant materials acting as sacrificial agents. However, it is crucial to optimize the dopant species and its concentration, as these materials may also function as active sites for the HER.

### 3. 5. CO<sub>2</sub>RR electrolyzer strategy for high CO<sub>2</sub> utilization

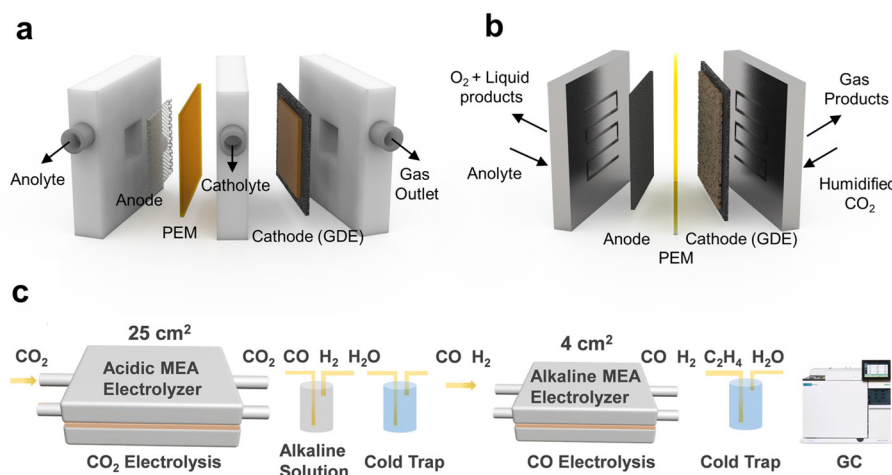
GDE-based electrolyzers have been developed for the CO<sub>2</sub>RR to overcome low CO<sub>2</sub> solubility and mass transport. The flow cell, where gaseous CO<sub>2</sub> is directly supplied to catalyst layer, enables to overcome mass transport limitations in an H-type cell and is the most actively used electrolytic cell (Fig. 7a).<sup>92</sup> However, due to the low catalytic stability and *iR* loss induced by liquid catholytes, this is inadequate in terms of long-term operation and energy efficiency.

To address the challenges of energy loss and low stability, a zero gap MEA has been used for the CO<sub>2</sub>RR. The MEA consists of a two-electrode system capable of extracting protons and

products from humidified CO<sub>2</sub>, thereby mitigating ohmic losses, and is well suited for long-term operation (Fig. 7b).<sup>92,93</sup> Nonetheless, within the MEA setup, CO<sub>3</sub><sup>2-</sup> that permeate through the AEM can result in the loss of reactants and increased costs associated with anodic separation. This energy loss can be mitigated by utilizing an acid electrolyte in both electrolyzer systems, thereby enabling the development of a zero carbon loss electrolysis system.

To develop a high carbon efficiency electrochemical reaction system, a flow cell to flow-cell electrolysis system was constructed; this system achieved a high efficiency CO<sub>2</sub>RR by creating a significantly elevated local pH using a SiC-Nafion™ additive layer on a Sn–Bi alloyed metal, even in a harsh electrolyte environment (pH = 1).<sup>48</sup> The HCOOH FE of SiC-Nafion™/SnBi/PTFE was over 92% in all current density ranges (100–800 mA cm<sup>-2</sup>). The cathodic energy efficiency (CEE) corresponding to the CO<sub>2</sub>RR performance was calculated, revealing a notably high CEE of 50% at a current density of 100 mA cm<sup>-2</sup>. Furthermore, for an economic evaluation, the SPCE was calculated in an acidic environment at a CO<sub>2</sub> flow rate of 3 scfm and an efficiency of 65% was achieved that was unattainable with an alkaline electrolyte. To enhance the SPCE, two flow cells based on acidic electrolytes were connected, enabling the conversion of unreacted CO<sub>2</sub> from the first electrolyzer into a product. As a result, a 76% SPCE was achieved through the reaction in the second electrolytic cell. During this process, the proportion of H<sub>2</sub> produced in the first electrolytic cell remained below 10% and had a negligible impact on the CO<sub>2</sub>RR in the second electrolyzer.

The adoption of acidic anolytes in the MEA can dramatically diminish carbon loss by suppressing the penetration of CO<sub>3</sub><sup>2-</sup> generated in the cathodes through a cation-exchange membrane (CEM). Furthermore, the proton crossover through the CEM enables the regeneration of CO<sub>3</sub><sup>2-</sup>, potentially decreasing the CO<sub>2</sub> loss and enhancing the SPCE.<sup>47,94</sup> Similar to the neutral MEA, there is an increase of local pH in the cathode of the



**Fig. 7** Application of the acidic CO<sub>2</sub>RR in a tandem electrolyzer system for achieving high SPCE. Schematics of the (a) flow cell and (b) MEA. (c) Zero carbon loss tandem MEA system for MEA to MEA, CO<sub>2</sub> to CO, and CO to C<sub>2</sub>H<sub>4</sub>.<sup>47</sup> Reproduced with permission from ref. 47. Copyright 2023, The Royal Chemical Society.

acidic MEA due to the continuous consumption of protons and the generation of  $\text{OH}^-$  due to PCET. However, the local pH in the acidic MEA is around pH 7, significantly lower compared to over pH 12 in the neutral electrolyte MEA.<sup>94</sup> This is due to the large amount of proton crossover from the anode to cathode side in the acidic MEA. Lower pH in the acidic MEA can suppress the formation of  $\text{CO}_3^{2-}$  more effectively than the neutral MEA. Additionally, the penetration of metal cations along with the protons through the CEM modulates the EDL, stabilizes the intermediates and enhances the  $\text{CO}_2\text{RR}$  performance.<sup>47</sup>

DFT calculations suggest that the concurrent penetration of protons and cations through the CEM stabilizes  $\text{CO}_2\text{RR}$  intermediates.<sup>46,47</sup> This is attributed to a decrease in  $\text{OH}^-$ , which otherwise interferes with the interactions between intermediates and cations, an effect amplified by coexisting protons. Taking advantage of this point, the MEA system was developed into a zero carbon loss reaction system *via* cascade electrolysis (Fig. 7c). A  $\text{CO}_2\text{RR-CORR}$  tandem electrolysis system was designed with a  $\text{CO}_2$ -to- $\text{CO}$  conversion in the acidic MEA and a  $\text{CO}$ -to- $\text{C}_2\text{H}_4$  conversion in the alkaline MEA in sequence, which promoted  $\text{C}_{2+}$  chemical formation.<sup>47</sup> A Ni-N-C single-atom catalyst was utilized to facilitate  $\text{CO}$  formation in an acidic MEA with a substantial reaction area of  $25\text{ cm}^2$ . The residual  $\text{CO}_2$  was captured by a high-concentration alkaline solution trap, and  $\text{C}_{2+}$  chemicals were produced at a  $4\text{ cm}^2$  MEA in alkaline electrolytes as a second electrolyzer by converting  $\text{CO}$  from the first electrolyzer. The formation rate of  $\text{C}_2$  chemicals was  $0.35\text{ mmol min}^{-1}$  without any carbon loss since  $\text{CO}$  does not form  $\text{CO}_3^{2-}$  even under alkaline conditions. Therefore, designing an electrolyzer that leverages the advantages of the acidic  $\text{CO}_2\text{RR}$  allows for significantly enhanced carbon efficiency and price competitiveness that aligns closely with commercialization goals.

In terms of full cell operation in the acidic MEA, addressing the issues for overpotential, catalyst stability, and leaching in the anode is important for ensuring economic feasibility. These challenges have been extensively studied in acidic water electrolysis.<sup>95-101</sup> Despite the advantages of acidic water electrolysis, such as low ohmic loss, high energy efficiency, and high hydrogen purity, the harsh acidic conditions require strategies to solve low stability issues for both cathode and anode designs. Such strategies include (1) metal alloy active sites and (2) carbon supports in electrocatalysts for the acidic OER.

In acidic water electrolysis, core/shell structured catalysts including Ru-based catalysts (core) for high OER activity with Ir oxide (shell) for high-stability exhibited superior catalytic performances.<sup>97</sup> At a current density of  $10\text{ mA cm}^{-2}$ , they required only 282 mV overpotential and showed high OER stability for 24 hours at 1.55 V (*vs.* RHE). Furthermore, the use of low-cost, highly conductive, structurally modifiable, and acid corrosion-resistant carbon supports can provide an avenue toward the stable OER. For example, Zn-doped  $\text{RuO}_2$  embedded in carbon cloth catalysts, resulted in 179 mV overpotential at a current density of  $10\text{ mA cm}^{-2}$  and sustained long-term operation for 100 hours.<sup>100</sup> There have been various efforts to achieve high activity and long-term stability in OERs within acidic water electrolysis.  $\text{CO}_2\text{RR}$  studies have mainly

focused on half-cell cathodic reactions, with less attention being given to the anode side. Therefore, we envision that applying the rational design principles of OER electrocatalysts in water electrolysis to the  $\text{CO}_2\text{RR}$  might be helpful in achieving highly efficient and stable anodes for the acidic MEA.

## 4. Requirement of nanoscale catalysts for the acidic $\text{CO}_2\text{RR}$

Acidic electrolytes for the  $\text{CO}_2\text{RR}$  induce the HER with abundant protons and decay the catalyst due to the harsh environment by the low pH. To overcome these shortcomings of the acidic  $\text{CO}_2\text{RR}$ , it is necessary to interrupt the proton transport toward the catalyst surface and block the absorption of protons on the active site for the suppression of the HER. In addition, the cation effect, which lowers the reaction energy barrier and increases the selectivity of the  $\text{CO}_2\text{RR}$ , can be maximized by confining the ions near the surface of catalysts. This confinement increases the local ion concentration with the structural factor of the electrode.<sup>102</sup> Thus, the electrochemical  $\text{CO}_2\text{RR}$  performance can be affected by the behaviors of ions and intermediates.<sup>103,104</sup>

Structural control of the nanoscale catalysts allows to modulate microenvironments while maintaining the large active surface area.<sup>105-107</sup> For instance, nanostructured Cu catalysts can maximize the cation effect by regulating the electric field distribution near the electrode surface. According to the multiphysics simulations (COMSOL), the high curvature of Cu nanoneedles (CuNNs) increased the local electric field to  $1.19 \times 10^5\text{ kV m}^{-1}$  near the tip, while a small electric field intensity of about  $0.6 \times 10^4\text{ kV m}^{-1}$  was induced on a Cu plate.<sup>107</sup> This increased the tip-adsorbed  $\text{K}^+$  concentration to 4.22 M, which exceeds the solubility limit of 3 M KCl solution (3.5 M). The promoted  $\text{K}^+$  solubility by CuNNs was also identified by ion chromatography. CuNNs showed over 4 times higher  $\text{K}^+$  concentration than that of the Cu film.

It is also important to apply nanotechnology for the design of supports because they enable to confine ions near the surface of the catalyst.<sup>41,108</sup> The carbon nanoparticle layer on the Cu-based catalyst increased the local  $\text{OH}^-$  concentration in both neutral and acidic electrolytes.<sup>41</sup>  $\text{OH}^-$  ions generated during the  $\text{CO}_2\text{RR}$  were confined near the catalyst surface by the carbon layer and the increased local  $\text{OH}^-$  concentration improved the  $\text{C}_2\text{H}_4$  FE to 64.5% at a current density of  $300\text{ mA cm}^{-2}$  in 0.5 M  $\text{K}_2\text{SO}_4$  solution with  $\text{H}_2\text{SO}_4$  (pH = 2.0). Nanoscale catalysts are crucial for the  $\text{CO}_2\text{RR}$  under acidic conditions because they enhance catalytic performances by optimizing the structures of active sites/supports and induce the cation effect which controls the local pH and suppresses the HER.

## 5. Conclusion and outlook

We have highlighted the potential of the acidic  $\text{CO}_2\text{RR}$  in contrast to the use of alkaline and neutral electrolytes. The reac-

tion and energy losses induced by  $\text{CO}_3^{2-}$  formed during the  $\text{CO}_2\text{RR}$  in alkaline or neutral electrolytes can be suppressed in acidic electrolytes. Despite these advantages, the acidic  $\text{CO}_2\text{RR}$  faces challenges such as a high HER preference and low catalyst stability, for which we have outlined strategies across reaction scales from the nanoscale to the bulk scale. At the nanoscale, refined catalyst design enables the enhancement of  $\text{CO}_2\text{RR}$  selectivity in acidic electrolytes. The morphology of the carbon support and the porosity of the active material can be manipulated to enhance  $\text{CO}_2\text{RR}$  activity *via* ion diffusion control and an expanded reaction area. Additionally, alloying of the active metal facilitates an increase in  $\ast\text{CO}$  binding energy, enabling the removal of  $\ast\text{H}$  binding sites. At the microscale, the proximity of cations to the electrode, coupled with a protective adlayer, affects an EDL, serving to stabilize the  $\text{CO}_2\text{RR}$  intermediate while also impeding proton mass transport. At the bulk scale, designing electrolyzers suitable for acidic electrolytes or constructing a cascade reaction system can remarkably increase the SPCE. Similarly, the  $\text{CO}_2\text{RR}$  in acidic media not only retains the advantage of zero carbon loss but also offers economic benefits *via* minimized energy loss, thereby showcasing potential for the development of the acidic  $\text{CO}_2\text{RR}$ . However, the stability of catalyst materials remains limited in acidic electrolytes. We anticipate that future work aimed at the stabilization of catalysts under harsh acidic conditions could markedly elevate the competitiveness of the acidic  $\text{CO}_2\text{RR}$  in terms of both cost and energy efficiency and make an impact in the field of carbon neutrality technologies.

## Conflicts of interest

The authors declare no competing interests.

## Acknowledgements

This work was supported by the National Research Foundation of Korea (NRF) grant funded by the Korea government (MSIT) (NRF-2021R1C1C1013784 and NRF-2021M3D1A2047041).

## References

- 1 D. R. Kauffman, J. Thakkar, R. Siva, C. Matranga, P. R. Ohodnicki, C. Zeng and R. Jin, *ACS Appl. Mater. Interfaces*, 2015, **7**, 15626–15632.
- 2 M. Li, H. Wang, W. Luo, P. C. Sherrell, J. Chen and J. Yang, *Adv. Mater.*, 2020, **32**, e2001848.
- 3 Y. Pei, H. Zhong and F. Jin, *Energy Sci. Eng.*, 2021, **9**, 1012–1032.
- 4 J. Qiao, Y. Liu, F. Hong and J. Zhang, *Chem. Soc. Rev.*, 2014, **43**, 631–675.
- 5 D. T. Whipple and P. J. A. Kenis, *J. Phys. Chem. Lett.*, 2010, **1**, 3451–3458.
- 6 M. Liu, Y. Pang, B. Zhang, P. De Luna, O. Voznyy, J. Xu, X. Zheng, C. T. Dinh, F. Fan, C. Cao, F. P. de Arquer, T. S. Safaei, A. Mepham, A. Klinkova, E. Kumacheva, T. Filleter, D. Sinton, S. O. Kelley and E. H. Sargent, *Nature*, 2016, **537**, 382–386.
- 7 X. Li, W. Bi, M. Chen, Y. Sun, H. Ju, W. Yan, J. Zhu, X. Wu, W. Chu, C. Wu and Y. Xie, *J. Am. Chem. Soc.*, 2017, **139**, 14889–14892.
- 8 C. Hiragond, H. Kim, J. Lee, S. Sorcar, C. Erkey and S.-I. In, *Catalysts*, 2020, **10**, 98.
- 9 M. C. O. Monteiro, M. F. Philips, K. J. P. Schouten and M. T. M. Koper, *Nat. Commun.*, 2021, **12**, 4943.
- 10 J. Cai, Q. Zhao, W. Y. Hsu, C. Choi, Y. Liu, J. M. P. Martirez, C. Chen, J. Huang, E. A. Carter and Y. Huang, *J. Am. Chem. Soc.*, 2023, **145**, 9136–9143.
- 11 X. Wang, A. Xu, F. Li, S. F. Hung, D. H. Nam, C. M. Gabardo, Z. Wang, Y. Xu, A. Ozden, A. S. Rasouli, A. H. Ip, D. Sinton and E. H. Sargent, *J. Am. Chem. Soc.*, 2020, **142**, 3525–3531.
- 12 L. Xiong, X. Zhang, L. Chen, Z. Deng, S. Han, Y. Chen, J. Zhong, H. Sun, Y. Lian, B. Yang, X. Yuan, H. Yu, Y. Liu, X. Yang, J. Guo, M. H. Rummeli, Y. Jiao and Y. Peng, *Adv. Mater.*, 2021, **33**, e2101741.
- 13 N. Han, Y. Wang, H. Yang, J. Deng, J. Wu, Y. Li and Y. Li, *Nat. Commun.*, 2018, **9**, 1320.
- 14 S. Gao, Y. Lin, X. Jiao, Y. Sun, Q. Luo, W. Zhang, D. Li, J. Yang and Y. Xie, *Nature*, 2016, **529**, 68–71.
- 15 D. Ewis, M. Arsalan, M. Khaled, D. Pant, M. M. Ba-Abbad, A. Amhamed and M. H. El-Naas, *Sep. Purif. Technol.*, 2023, **316**, 123811.
- 16 C. Oloman and H. Li, *ChemSusChem*, 2008, **1**, 385–391.
- 17 W. Lee, Y. E. Kim, M. H. Youn, S. K. Jeong and K. T. Park, *Angew. Chem., Int. Ed.*, 2018, **57**, 6883–6887.
- 18 C.-T. Dinh, T. Burdyny, M. G. Kibria, A. Seifitokaldani, C. M. Gabardo, F. P. García de Arquer, A. Kiani, J. P. Edwards, P. De Luna, O. S. Bushuyev, C. Zou, R. Quintero-Bermudez, Y. Pang, D. Sinton and E. H. Sargent, *Science*, 2018, **360**, 783–787.
- 19 D. H. Nam, O. Shekhah, A. Ozden, C. McCallum, F. Li, X. Wang, Y. Lum, T. Lee, J. Li, J. Wicks, A. Johnston, D. Sinton, M. Eddaoudi and E. H. Sargent, *Adv. Mater.*, 2022, **34**, e2207088.
- 20 J. Y. Kim, D. Hong, J. C. Lee, H. G. Kim, S. Lee, S. Shin, B. Kim, H. Lee, M. Kim, J. Oh, G. D. Lee, D. H. Nam and Y. C. Joo, *Nat. Commun.*, 2021, **12**, 3765.
- 21 A. Xu, S.-F. Hung, A. Cao, Z. Wang, N. Karmodak, J. E. Huang, Y. Yan, A. Sedighian Rasouli, A. Ozden, F.-Y. Wu, Z.-Y. Lin, H.-J. Tsai, T.-J. Lee, F. Li, M. Luo, Y. Wang, X. Wang, J. Abed, Z. Wang, D.-H. Nam, Y. C. Li, A. H. Ip, D. Sinton, C. Dong and E. H. Sargent, *Nat. Catal.*, 2022, **5**, 1081–1088.
- 22 T. Jaster, A. Gawel, D. Siegmund, J. Holzmann, H. Lohmann, E. Klemm and U. P. Apfel, *iScience*, 2022, **25**, 104010.
- 23 M. Esmaeilirad, Z. Jiang, A. M. Harzandi, A. Kondori, M. Tamadoni Saray, C. U. Segre, R. Shahbazian-Yassar, A. M. Rappe and M. Asadi, *Nat. Energy*, 2023, **8**, 891–900.

- 24 Z. Gu, H. Shen, Z. Chen, Y. Yang, C. Yang, Y. Ji, Y. Wang, C. Zhu, J. Liu, J. Li, T.-K. Sham, X. Xu and G. Zheng, *Joule*, 2021, **5**, 429–440.
- 25 S. A. Francis, J. M. Velazquez, I. M. Ferrer, D. A. Torelli, D. Guevarra, M. T. McDowell, K. Sun, X. Zhou, F. H. Saadi, J. John, M. H. Richter, F. P. Hyler, K. M. Papadantonakis, B. S. Brunshwig and N. S. Lewis, *Chem. Mater.*, 2018, **30**, 4902–4908.
- 26 A. Somoza-Tornos, O. J. Guerra, A. M. Crow, W. A. Smith and B. M. Hodge, *iScience*, 2021, **24**, 102813.
- 27 M. Jouny, W. Luc and F. Jiao, *Ind. Eng. Chem. Res.*, 2018, **57**, 2165–2177.
- 28 J. Sisler, S. Khan, A. H. Ip, M. W. Schreiber, S. A. Jaffer, E. R. Bobicki, C.-T. Dinh and E. H. Sargent, *ACS Energy Lett.*, 2021, **6**, 997–1002.
- 29 F. P. García de Arquer, C.-T. Dinh, A. Ozden, J. Wicks, C. McCallum, A. R. Kirmani, D.-H. Nam, C. Gabardo, A. Seifitokaldani, X. Wang, Y. C. Li, F. Li, J. Edwards, L. J. Richter, S. J. Thorpe, D. Sinton and E. H. Sargent, *Science*, 2020, **367**, 661–666.
- 30 T.-T. Zhuang, Z.-Q. Liang, A. Seifitokaldani, Y. Li, P. De Luna, T. Burdyny, F. Che, F. Meng, Y. Min, R. Quintero-Bermudez, C. T. Dinh, Y. Pang, M. Zhong, B. Zhang, J. Li, P.-N. Chen, X.-L. Zheng, H. Liang, W.-N. Ge, B.-J. Ye, D. Sinton, S.-H. Yu and E. H. Sargent, *Nat. Catal.*, 2018, **1**, 421–428.
- 31 T. T. H. Hoang, S. Verma, S. Ma, T. T. Fister, J. Timoshenko, A. I. Frenkel, P. J. A. Kenis and A. A. Gewirth, *J. Am. Chem. Soc.*, 2018, **140**, 5791–5797.
- 32 S. Verma, Y. Hamasaki, C. Kim, W. Huang, S. Lu, H.-R. M. Jhong, A. A. Gewirth, T. Fujigaya, N. Nakashima and P. J. A. Kenis, *ACS Energy Lett.*, 2017, **3**, 193–198.
- 33 S. Ma, R. Luo, J. I. Gold, A. Z. Yu, B. Kim and P. J. A. Kenis, *J. Mater. Chem. A*, 2016, **4**, 8573–8578.
- 34 Z. Liu, H. Yang, R. Kutz and R. I. Masel, *J. Electrochem. Soc.*, 2018, **165**, J3371–J3377.
- 35 I. A. Digdaya, I. Sullivan, M. Lin, L. Han, W. H. Cheng, H. A. Atwater and C. Xiang, *Nat. Commun.*, 2020, **11**, 4412.
- 36 N. R. de Tacconi, W. Chanmanee, B. H. Dennis and K. Rajeshwar, *J. Mater. Res.*, 2017, **32**, 1727–1734.
- 37 S. Nitopi, E. Bertheussen, S. B. Scott, X. Liu, A. K. Engstfeld, S. Horch, B. Seger, I. E. L. Stephens, K. Chan, C. Hahn, J. K. Nørskov, T. F. Jaramillo and I. Chorkendorff, *Chem. Rev.*, 2019, **119**, 7610–7672.
- 38 P. An, L. Wei, H. Li, B. Yang, K. Liu, J. Fu, H. Li, H. Liu, J. Hu, Y.-R. Lu, H. Pan, T.-S. Chan, N. Zhang and M. Liu, *J. Mater. Chem. A*, 2020, **8**, 15936–15941.
- 39 X.-Z. Wang, S. Liu, Q. Liu and J.-L. Luo, *Electrochem. Commun.*, 2019, **107**, 106531.
- 40 Y. Jiang, X. Wang, D. Duan, C. He, J. Ma, W. Zhang, H. Liu, R. Long, Z. Li, T. Kong, X. J. Loh, L. Song, E. Ye and Y. Xiong, *Adv. Sci.*, 2022, **9**, e2105292.
- 41 Z. Wang, Y. Li, X. Zhao, S. Chen, Q. Nian, X. Luo, J. Fan, D. Ruan, B. Q. Xiong and X. Ren, *J. Am. Chem. Soc.*, 2023, **145**, 6339–6348.
- 42 J. E. Huang, F. Li, A. Ozden, A. Sedighian Rasouli, F. P. García de Arquer, S. Liu, S. Zhang, M. Luo, X. Wang, Y. Lum, Y. Xu, K. Bertens, R. K. Miao, C.-T. Dinh, D. Sinton and E. H. Sargent, *Science*, 2021, **372**, 1074–1078.
- 43 Y. Xie, P. Ou, X. Wang, Z. Xu, Y. C. Li, Z. Wang, J. E. Huang, J. Wicks, C. McCallum, N. Wang, Y. Wang, T. Chen, B. T. W. Lo, D. Sinton, J. C. Yu, Y. Wang and E. H. Sargent, *Nat. Catal.*, 2022, **5**, 564–570.
- 44 Z. Ma, Z. Yang, W. Lai, Q. Wang, Y. Qiao, H. Tao, C. Lian, M. Liu, C. Ma, A. Pan and H. Huang, *Nat. Commun.*, 2022, **13**, 7596.
- 45 Z. Jiang, Z. Zhang, H. Li, Y. Tang, Y. Yuan, J. Zao, H. Zheng and Y. Liang, *Adv. Energy Mater.*, 2023, **13**, 2203603.
- 46 J. Gu, S. Liu, W. Ni, W. Ren, S. Haussener and X. Hu, *Nat. Catal.*, 2022, **5**, 268–276.
- 47 H. Li, H. Li, P. Wei, Y. Wang, Y. Zang, D. Gao, G. Wang and X. Bao, *Energy Environ. Sci.*, 2023, **16**, 1502–1510.
- 48 L. Li, Z. Liu, X. Yu and M. Zhong, *Angew. Chem., Int. Ed.*, 2023, **62**, e202300226.
- 49 M. Fan, J. E. Huang, R. K. Miao, Y. Mao, P. Ou, F. Li, X.-Y. Li, Y. Cao, Z. Zhang, J. Zhang, Y. Yan, A. Ozden, W. Ni, Y. Wang, Y. Zhao, Z. Chen, B. Khatir, C. P. O'Brien, Y. Xu, Y. C. Xiao, G. I. N. Waterhouse, K. Golovin, Z. Wang, E. H. Sargent and D. Sinton, *Nat. Catal.*, 2023, **6**, 763–772.
- 50 M. C. O. Monteiro, F. Dattila, N. Lopez and M. T. M. Koper, *J. Am. Chem. Soc.*, 2022, **144**, 1589–1602.
- 51 Z. Liu, T. Yan, H. Shi, H. Pan, Y. Cheng and P. Kang, *ACS Appl. Mater. Interfaces*, 2022, **14**, 7900–7908.
- 52 X. Li, P. Zhang, L. Zhang, G. Zhang, H. Gao, Z. Pang, J. Yu, C. Pei, T. Wang and J. Gong, *Chem. Sci.*, 2023, **14**, 5602–5607.
- 53 Y. Zhao, L. Hao, A. Ozden, S. Liu, R. K. Miao, P. Ou, T. Alkayyali, S. Zhang, J. Ning, Y. Liang, Y. Xu, M. Fan, Y. Chen, J. E. Huang, K. Xie, J. Zhang, C. P. O'Brien, F. Li, E. H. Sargent and D. Sinton, *Nat. Synth.*, 2023, **2**, 403–412.
- 54 Z. Wang, P. Hou, Y. Wang, X. Xiang and P. Kang, *ACS Sustainable Chem. Eng.*, 2019, **7**, 6106–6112.
- 55 H.-G. Qin, F.-Z. Li, Y.-F. Du, L.-F. Yang, H. Wang, Y.-Y. Bai, M. Lin and J. Gu, *ACS Catal.*, 2022, **13**, 916–926.
- 56 N. Pismenskaya, E. Laktionov, V. Nikonenko, A. El Attar, B. Auclair and G. Pourcelly, *J. Membr. Sci.*, 2001, **181**, 185–197.
- 57 Y. T. Yuen, P. N. Sharratt and B. Jie, *Environ. Sci. Pollut. Res. Int.*, 2016, **23**, 22309–22330.
- 58 B. C. Kash, R. J. Gomes and C. V. Amanchukwu, *J. Phys. Chem. Lett.*, 2023, **14**, 920–926.
- 59 J. A. Rabinowitz and M. W. Kanan, *Nat. Commun.*, 2020, **11**, 5231.
- 60 Q. Dang, H. Lin, Z. Fan, L. Ma, Q. Shao, Y. Ji, F. Zheng, S. Geng, S. Z. Yang, N. Kong, W. Zhu, Y. Li, F. Liao, X. Huang and M. Shao, *Nat. Commun.*, 2021, **12**, 6007.
- 61 Q. Li, J. Li, J. Xu, N. Zhang, Y. Li, L. Liu, D. Pan, Z. Wang and F. L. Deepak, *ACS Appl. Energy Mater.*, 2020, **3**, 3736–3744.
- 62 J. Kim, Y. Hong, K. Lee and J. Y. Kim, *Adv. Energy Mater.*, 2020, **10**, 2002049.

- 63 S. Kattel, B. Yan, Y. Yang, J. G. Chen and P. Liu, *J. Am. Chem. Soc.*, 2016, **138**, 12440–12450.
- 64 Z. Pan, K. Wang, K. Ye, Y. Wang, H.-Y. Su, B. Hu, J. Xiao, T. Yu, Y. Wang and S. Song, *ACS Catal.*, 2020, **10**, 3871–3880.
- 65 Y. Wang, P. Han, X. Lv, L. Zhang and G. Zheng, *Joule*, 2018, **2**, 2551–2582.
- 66 K. Larmier, W. C. Liao, S. Tada, E. Lam, R. Verel, A. Bansode, A. Urakawa, A. Comas-Vives and C. Coperet, *Angew. Chem., Int. Ed.*, 2017, **56**, 2318–2323.
- 67 R. M. Arán-Ais, F. Scholten, S. Kunze, R. Rizo and B. Roldan Cuenya, *Nat. Energy*, 2020, **5**, 317–325.
- 68 Y. Chen, J. A. Wrubel, A. E. Vise, F. Intia, S. Harshberger, E. Klein, W. A. Smith, Z. Ma, T. G. Deutsch and K. C. Neyerlin, *Chem. Catal.*, 2022, **2**, 400–421.
- 69 D. Hursan, A. A. Samu, L. Janovak, K. Artyushkova, T. Asset, P. Atanassov and C. Janaky, *Joule*, 2019, **3**, 1719–1733.
- 70 X. Zhang, R. Sa, F. Zhou, Y. Rui, R. Liu, Z. Wen and R. Wang, *CCS Chem.*, 2021, **3**, 199–207.
- 71 Z. Yan and T. Wu, *Int. J. Mol. Sci.*, 2022, **23**, 14381.
- 72 H. Shang, D. Kim, S. K. Wallentine, M. Kim, D. M. Hofmann, R. Dasgupta, C. J. Murphy, A. Asthagiri and L. R. Baker, *Chem. Sci.*, 2021, **12**, 9146–9152.
- 73 S. Y. Lee, S. Y. Chae, H. Jung, C. W. Lee, D. L. T. Nguyen, H.-S. Oh, B. K. Min and Y. J. Hwang, *J. Mater. Chem. A*, 2020, **8**, 6210–6218.
- 74 Y. Zhou, F. Che, M. Liu, C. Zou, Z. Liang, P. De Luna, H. Yuan, J. Li, Z. Wang, H. Xie, H. Li, P. Chen, E. Bladt, R. Quintero-Bermudez, T. K. Sham, S. Bals, J. Hofkens, D. Sinton, G. Chen and E. H. Sargent, *Nat. Chem.*, 2018, **10**, 974–980.
- 75 X. Wang, Z. Wang, F. P. García de Arquer, C.-T. Dinh, A. Ozden, Y. C. Li, D.-H. Nam, J. Li, Y.-S. Liu, J. Wicks, Z. Chen, M. Chi, B. Chen, Y. Wang, J. Tam, J. Y. Howe, A. Proppe, P. Todorović, F. Li, T.-T. Zhuang, C. M. Gabardo, A. R. Kirmani, C. McCallum, S.-F. Hung, Y. Lum, M. Luo, Y. Min, A. Xu, C. P. O'Brien, B. Stephen, B. Sun, A. H. Ip, L. J. Richter, S. O. Kelley, D. Sinton and E. H. Sargent, *Nat. Energy*, 2020, **5**, 478–486.
- 76 M. Akira and H. Yoshio, *Bull. Chem. Soc. Jpn.*, 1991, **64**, 123–127.
- 77 J. Resasco, L. D. Chen, E. Clark, C. Tsai, C. Hahn, T. F. Jaramillo, K. Chan and A. T. Bell, *J. Am. Chem. Soc.*, 2017, **139**, 11277–11287.
- 78 S. Ringe, E. L. Clark, J. Resasco, A. Walton, B. Seger, A. T. Bell and K. Chan, *Energy Environ. Sci.*, 2019, **12**, 3001–3014.
- 79 Z. Xu, M. Sun, Z. Zhang, Y. Xie, H. Hou, X. Ji, T. Liu, B. Huang and Y. Wang, *ChemCatChem*, 2022, **14**, e202200052.
- 80 M. C. O. Monteiro, F. Dattila, B. Hagedoorn, R. García-Muelas, N. López and M. T. M. Koper, *Nat. Catal.*, 2021, **4**, 654–662.
- 81 M. Zhao, H. Tang, Q. Yang, Y. Gu, H. Zhu, S. Yan and Z. Zou, *ACS Appl. Mater. Interfaces*, 2020, **12**, 4565–4571.
- 82 C. Lu, Y. Su, J. Zhu, J. Sun and X. Zhuang, *Chem. Commun.*, 2023, **59**, 6827–6836.
- 83 H. Xiao, T. Cheng, W. A. Goddard 3rd and R. Sundararaman, *J. Am. Chem. Soc.*, 2016, **138**, 483–486.
- 84 I. Hamidah, A. Solehudin, A. Hamdani, L. Hasanah, K. Khairurrijal, T. Kurniawan, R. Mamat, R. Maryanti, A. B. D. Nandiyanto and B. Hammouti, *Alexandria Eng. J.*, 2021, **60**, 2235–2243.
- 85 J. Vavra, T. H. Shen, D. Stoian, V. Tileli and R. Buonsanti, *Angew. Chem., Int. Ed.*, 2021, **60**, 1347–1354.
- 86 G. Jiang, D. Han, Z. Han, J. Gao, X. Wang, Z. Weng and Q.-H. Yang, *Trans. Tianjin Univ.*, 2022, **28**, 265–291.
- 87 Y. Hori, H. Konishi, T. Futamura, A. Murata, O. Koga, H. Sakurai and K. Oguma, *Electrochim. Acta*, 2005, **50**, 5354–5369.
- 88 D. Kim, C. S. Kley, Y. Li and P. Yang, *Proc. Natl. Acad. Sci. U. S. A.*, 2017, **114**, 10560–10565.
- 89 N. Hodnik, G. Dehm and K. J. Mayrhofer, *Acc. Chem. Res.*, 2016, **49**, 2015–2022.
- 90 S. Seethammaraju and M. Rangarajan, *IOP Conf. Ser.: Mater. Sci. Eng.*, 2019, **577**, 012188.
- 91 I. V. Makarova, D. S. Kharitonov, I. B. Dobryden' and A. A. Chernik, *Russ. J. Appl. Chem.*, 2018, **91**, 1441–1450.
- 92 D. M. Weekes, D. A. Salvatore, A. Reyes, A. Huang and C. P. Berlinguette, *Acc. Chem. Res.*, 2018, **51**, 910–918.
- 93 D. Higgins, C. Hahn, C. Xiang, T. F. Jaramillo and A. Z. Weber, *ACS Energy Lett.*, 2018, **4**, 317–324.
- 94 B. Pan, J. Fan, J. Zhang, Y. Luo, C. Shen, C. Wang, Y. Wang and Y. Li, *ACS Energy Lett.*, 2022, **7**, 4224–4231.
- 95 M. Carmo, D. L. Fritz, J. Mergel and D. Stolten, *Int. J. Hydrogen Energy*, 2013, **38**, 4901–4934.
- 96 S. Shiva Kumar and V. Himabindu, *Mater. Sci. Energy Technol.*, 2019, **2**, 442–454.
- 97 J. Shan, C. Guo, Y. Zhu, S. Chen, L. Song, M. Jaroniec, Y. Zheng and S.-Z. Qiao, *Chem*, 2019, **5**, 445–459.
- 98 L. Li, P. Wang, Q. Shao and X. Huang, *Adv. Mater.*, 2021, **33**, e2004243.
- 99 Y. Lin, Y. Dong, X. Wang and L. Chen, *Adv. Mater.*, 2023, **35**, e2210565.
- 100 R. Ge, L. Li, J. Su, Y. Lin, Z. Tian and L. Chen, *Adv. Energy Mater.*, 2019, **9**, 1901313.
- 101 J. Gao, C. Q. Xu, S. F. Hung, W. Liu, W. Cai, Z. Zeng, C. Jia, H. M. Chen, H. Xiao, J. Li, Y. Huang and B. Liu, *J. Am. Chem. Soc.*, 2019, **141**, 3014–3023.
- 102 J. Yu, M. Sun, J. Wang, Y. Wang, Y. Li, P. Lu, Y. Ma, J. Zhou, W. Chen, X. Zhou, C.-S. Lee, B. Huang and Z. Fan, *Cell Rep. Phys. Sci.*, 2023, **4**, 101366.
- 103 X. Deng, D. Alfonso, T.-D. Nguyen-Phan and D. R. Kauffman, *ACS Catal.*, 2022, **12**, 5921–5929.
- 104 S. Khan, J. Hwang, Y.-S. Horn and K. K. Varanasi, *Cell Rep. Phys. Sci.*, 2021, **2**, 100318.
- 105 J. J. Lv, M. Jouny, W. Luc, W. Zhu, J. J. Zhu and F. Jiao, *Adv. Mater.*, 2018, **30**, e1803111.
- 106 S. Yu, S. Louisia and P. Yang, *JACS Au*, 2022, **2**, 562–572.
- 107 X. Zi, Y. Zhou, L. Zhu, Q. Chen, Y. Tan, X. Wang, M. Sayed, E. Pensa, R. A. Geioushy, K. Liu, J. Fu, E. Cortes and M. Liu, *Angew. Chem., Int. Ed.*, 2023, **62**, e202309351.

- 108 W. Zhang, S. Yang, M. Jiang, Y. Hu, C. Hu, X. Zhang and Z. Jin, *Nano Lett.*, 2021, **21**, 2650–2657.
- 109 H. Seong, M. Choi, S. Park, H.-w. Kim, J. Kim, W. Kim, J. S. Yoo and D. Lee, *ACS Energy Lett.*, 2022, **7**, 4177–4184.
- 110 H. Zhang, C. Xu, X. Zhan, Y. Yu, K. Zhang, Q. Luo, S. Gao, J. Yang and Y. Xie, *Nat. Commun.*, 2022, **13**, 6029.
- 111 Z. Yan, J. L. Hitt, Z. Zeng, M. A. Hickner and T. E. Mallouk, *Nat. Chem.*, 2021, **13**, 33–40.
- 112 C.-T. Dinh, F. P. García de Arquer, D. Sinton and E. H. Sargent, *ACS Energy Lett.*, 2018, **3**, 2835–2840.
- 113 B. Endrődi, E. Kecsényi, A. Samu, T. Halmágyi, S. Rojas-Carbonell, L. Wang, Y. Yan and C. Janáky, *Energy Environ. Sci.*, 2020, **13**, 4098–4105.
- 114 C. Cai, B. Liu, K. Liu, P. Li, J. Fu, Y. Wang, W. Li, C. Tian, Y. Kang, A. Stefancu, H. Li, C. W. Kao, T. S. Chan, Z. Lin, L. Chai, E. Cortes and M. Liu, *Angew. Chem., Int. Ed.*, 2022, **61**, e202212640.
- 115 J. Lee, J. Lim, C.-W. Roh, H. S. Whang and H. Lee, *J. CO<sub>2</sub> Util.*, 2019, **31**, 244–250.
- 116 J. P. Edwards, Y. Xu, C. M. Gabardo, C.-T. Dinh, J. Li, Z. Qi, A. Ozden, E. H. Sargent and D. Sinton, *Appl. Energy*, 2020, **261**, 114305.
- 117 Q. Wang, K. Liu, J. Fu, C. Cai, H. Li, Y. Long, S. Chen, B. Liu, H. Li, W. Li, X. Qiu, N. Zhang, J. Hu, H. Pan and M. Liu, *Angew. Chem., Int. Ed.*, 2021, **60**, 25241–25245.
- 118 X. Zhang, J. Li, Y. Y. Li, Y. Jung, Y. Kuang, G. Zhu, Y. Liang and H. Dai, *J. Am. Chem. Soc.*, 2021, **143**, 3245–3255.
- 119 F. Li, A. Thevenon, A. Rosas-Hernandez, Z. Wang, Y. Li, C. M. Gabardo, A. Ozden, C. T. Dinh, J. Li, Y. Wang, J. P. Edwards, Y. Xu, C. McCallum, L. Tao, Z. Q. Liang, M. Luo, X. Wang, H. Li, C. P. O'Brien, C. S. Tan, D. H. Nam, R. Quintero-Bermudez, T. T. Zhuang, Y. C. Li, Z. Han, R. D. Britt, D. Sinton, T. Agapie, J. C. Peters and E. H. Sargent, *Nature*, 2020, **577**, 509–513.
- 120 H. Zhang, Y. Qiao, Y. Wang, Y. Zheng and H. Huang, *Sustainable Energy Fuels*, 2022, **6**, 4860–4865.
- 121 H. Li, T. Liu, P. Wei, L. Lin, D. Gao, G. Wang and X. Bao, *Angew. Chem., Int. Ed.*, 2021, **60**, 14329–14333.
- 122 W. Ma, S. Xie, T. Liu, Q. Fan, J. Ye, F. Sun, Z. Jiang, Q. Zhang, J. Cheng and Y. Wang, *Nat. Catal.*, 2020, **3**, 478–487.
- 123 X. Yan, C. Chen, Y. Wu, S. Liu, Y. Chen, R. Feng, J. Zhang and B. Han, *Chem. Sci.*, 2021, **12**, 6638–6645.
- 124 C. Reller, R. Krause, E. Volkova, B. Schmid, S. Neubauer, A. Rucki, M. Schuster and G. Schmid, *Adv. Energy Mater.*, 2017, **7**.
- 125 W. Liu, P. Zhai, A. Li, B. Wei, K. Si, Y. Wei, X. Wang, G. Zhu, Q. Chen, X. Gu, R. Zhang, W. Zhou and Y. Gong, *Nat. Commun.*, 2022, **13**, 1877.
- 126 M. Li, Y. Ma, J. Chen, R. Lawrence, W. Luo, M. Sacchi, W. Jiang and J. Yang, *Angew. Chem., Int. Ed.*, 2021, **60**, 11487–11493.
- 127 S. Gao, Z. Sun, W. Liu, X. Jiao, X. Zu, Q. Hu, Y. Sun, T. Yao, W. Zhang, S. Wei and Y. Xie, *Nat. Commun.*, 2017, **8**, 14503.
- 128 M. Zhang, W. Wei, S. Zhou, D.-D. Ma, A. Cao, X.-T. Wu and Q.-L. Zhu, *Energy Environ. Sci.*, 2021, **14**, 4998–5008.
- 129 C. Sun, Y. Hou, N. Lüdi, H. Hu, M. de Jesús Gálvez-Vázquez, M. Liechti, Y. Kong, M. Liu, R. Erni, A. V. Rudnev and P. Broekmann, *J. Catal.*, 2022, **407**, 198–205.
- 130 Z. Z. Wu, X. L. Zhang, Z. Z. Niu, F. Y. Gao, P. P. Yang, L. P. Chi, L. Shi, W. S. Wei, R. Liu, Z. Chen, S. Hu, X. Zheng and M. R. Gao, *J. Am. Chem. Soc.*, 2022, **144**, 259–269.
- 131 J. Gao, H. Zhang, X. Guo, J. Luo, S. M. Zakeeruddin, D. Ren and M. Gratzel, *J. Am. Chem. Soc.*, 2019, **141**, 18704–18714.
- 132 L. Fan, C.-Y. Liu, P. Zhu, C. Xia, X. Zhang, Z.-Y. Wu, Y. Lu, T. P. Senftle and H. Wang, *Joule*, 2022, **6**, 205–220.
- 133 H. Xie, T. Zhang, R. Xie, Z. Hou, X. Ji, Y. Pang, S. Chen, M. M. Titirici, H. Weng and G. Chai, *Adv. Mater.*, 2021, **33**, e2008373.
- 134 Y. E. Kim, Y. N. Ko, B.-S. An, J. Hong, Y. E. Jeon, H. J. Kim, S. Lee, J. Lee and W. Lee, *ACS Energy Lett.*, 2023, **8**, 3288–3296.
- 135 Y. Gang, B. Li, S. Fang, J. Pellessier, L. Fang, F. Pan, Z. Du, Y. Hang Hu, T. Li, G. Wang and Y. Li, *Chem. Eng. J.*, 2023, **453**, 139712.
- 136 C. Peng, S. Yang, G. Luo, S. Yan, M. Shakouri, J. Zhang, Y. Chen, Z. Wang, W. Wei, T. K. Sham and G. Zheng, *Small*, 2023, **19**, e2207374.