

Cite this: *Chem. Sci.*, 2022, 13, 7304

All publication charges for this article have been paid for by the Royal Society of Chemistry

Copper catalyzed borocarbonylation of benzyldenecyclopropanes through selective proximal C–C bond cleavage: synthesis of γ -boryl- γ,δ -unsaturated carbonyl compounds†

Li-Miao Yang, Hui-Hui Zeng, Xin-Lian Liu, Ai-Jun Ma and Jin-Bao Peng *

A copper catalyzed borocarbonylation of BCPs *via* proximal C–C bond cleavage for the synthesis of γ -boryl- γ,δ -unsaturated carbonyl compounds has been developed. Using substituted benzyldenecyclopropanes (BCPs) and chloroformates as starting material, a broad range of γ -boryl- γ,δ -unsaturated esters were prepared in moderate to excellent yields with excellent regio- and stereoselectivity. Besides, when aliphatic acid chlorides were used in this reaction, γ -boryl- γ,δ -unsaturated ketones could be produced in excellent yields. When substituted BCPs were used as substrates, the borocarbonylation occurred predominantly at the proximal C–C bond *trans* to the phenyl group in a regio- and stereoselective manner, which leads to the *Z*-isomers as the products. This efficient methodology involves the cleavage of a C–C bond and the formation of a C–C bond as well as a C–B bond, and provides a new method for the proximal C–C bond difunctionalization of BCPs.

Received 7th April 2022
Accepted 27th May 2022

DOI: 10.1039/d2sc01992b

rsc.li/chemical-science

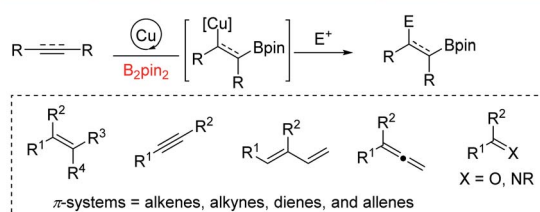
Introduction

Organoboron compounds have emerged as versatile building blocks in organic synthesis owing to their unique reactivity and divergent synthetic applications.¹ They have also found wide utility in materials science² and medicinal chemistry.³ Thus, continued research efforts have been made for their synthesis,⁴ while the most prevalent synthetic route for their preparation proceeds *via* metal-catalyzed borylation of organohalides, hydroboration of alkenes, and borylation of C–H, C–Het and C–C bonds. Recently, impressive progress has been made in copper catalyzed borylative difunctionalization of π -systems, which provides a promising strategy for rapid generation of molecular complexity to install a boron and unique groups through stereospecific transformations.⁶ The key step in these reactions is the addition of Cu–Bpin species to C–C π -bonds to give the corresponding β -borylalkylcopper intermediates, which could be captured by various electrophiles to give the difunctionalized products (Scheme 1a). A range of π -systems including alkenes, allenes, dienes, and alkynes as well as some carbon–heteroatom systems such as ketones,

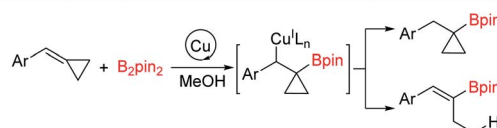
aldehydes and imines have been examined and found to react with a copper–boryl species. These reactions employed borometalation of π -bonds to give 1,2- or 1,4-difunctionalized products. However, borylative difunctionalization *via* C–C σ -bond cleavage has rarely been reported.⁷

The introduction of strained small rings, which can make σ -bonds behave like π -bonds, as molecular building blocks has recently emerged as a powerful tool in organic synthesis.⁸

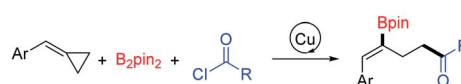
a. Cu-catalyzed borylative difunctionalization of π -systems (Previous works)



b. Cu-catalyzed regioselective hydroboration of BCPs (Previous works)



c. Cu-catalyzed intermolecular boroacylation of BCPs (This work)

Scheme 1 Difunctionalization of π -systems and BCPs.

School of Biotechnology and Health Sciences, Wuyi University, Jiangmen, Guangdong 529020, People's Republic of China. E-mail: pengjb_05@126.com

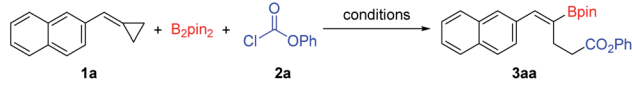
† Electronic supplementary information (ESI) available: Experimental procedures, characterization data, and copies of NMR spectra. See <https://doi.org/10.1039/d2sc01992b>

Among them, methylenecyclopropanes (MCPs) and benzylidenecyclopropanes (BCPs), containing a highly strained cyclopropane ring with an exo-methylene group, are valuable building blocks in organic synthesis owing to their unique structure and high reactivity.⁹ The reactions of MCPs and BCPs under transition metal catalysis have been extensively explored in the past few decades, and have been frequently used in a range of reactions, such as cycloaddition reactions, cycloisomerizations and ring-opening reactions.¹⁰ The cleavage of a proximal or a distal C–C single bond of the cyclopropane ring accompanied by the addition of an E¹–E² bond (such as X–H,^{11a–f} B–B,^{11k,l} B–Si^{11m–r} and other σ bonds^{11s,t}) to give 1,3-difunctionalized products has also been investigated. Recently, McAlpine, Liu and Engle reported an elegant copper-catalyzed hydroboration of BCPs with B₂pin₂ and MeOH. The benzylcopper intermediate, formed by the addition of Cu–Bpin species to the C–C double bond, underwent a β -carbon elimination/protodecupration process and provided ring-opening hydroboration product alkenylboronates selectively through the choice of a suitable phosphine ligand (Scheme 1b).^{14j} However, to the best of our knowledge, the capture of the Cu–C bond from such β -carbon elimination of BCPs with a carbon electrophile other than a proton has been less reported.¹² Herein, we report a copper catalyzed borocarbonylation¹³ of BCPs with B₂pin₂ and chloroformates (or acyl chlorides) through the cleavage of a proximal C–C bond of the cyclopropane ring for the synthesis of γ -boryl- γ,δ -unsaturated carbonyl compounds (Scheme 1c).¹⁴ Notable features of our study include: (1) regio- and stereoselective borocarbonylation of BCPs through selective proximal C–C bond cleavage, (2) preparation of 1,3-difunctionalized products with γ -boryl- γ,δ -unsaturated carbonyl compounds, and (3) broad substrate scopes as well as good functional group tolerance.

Results and discussion

Initially, 2-(cyclopropylidenemethyl)naphthalene **1a** and phenyl chloroformate **2a** were selected as model substrates to react with B₂pin₂ to evaluate the feasibility of the borocarbonylation reaction. To our delight, using IMesCuCl as a catalyst, PPh₃ as the ligand and LiO^tBu as a base, when a solution of **1a**, B₂pin₂ and **2a** in toluene was stirred at 90 °C for 12 h, the desired borocarbonylation product **3aa** was successfully obtained in 58% yield (Table 1, entry 1). This reaction turned out to be highly regio- and stereoselective, and only the *Z*-isomer was obtained. Then, we examined a range of copper catalysts for this reaction. When the precatalyst was substituted with IPrCuCl, a much reduced conversion was observed and a decreased yield of 26% was obtained (Table 1, entry 2). No reaction was observed when CuBr was used (Table 1, entry 3); other copper catalysts such as CuTc and Cu(CH₃CN)₄PF₆ lead to the formation of the hydroboration products (see details in the ESI†).^{14j} The phosphine ligands were reported to be able to affect the β -carbon elimination step.^{14j} Thus, we then screened a series of ligands. Indeed, a phosphine or a pyridyl ligand is essential for this reaction. Only a trace amount of product **3aa** was observed in the absence of ligand (Table 1, entry 4). The yield of **3aa** was improved to 67% when BINAP was used (Table 1, entry 5). Other

Table 1 Optimization of the reaction conditions^a



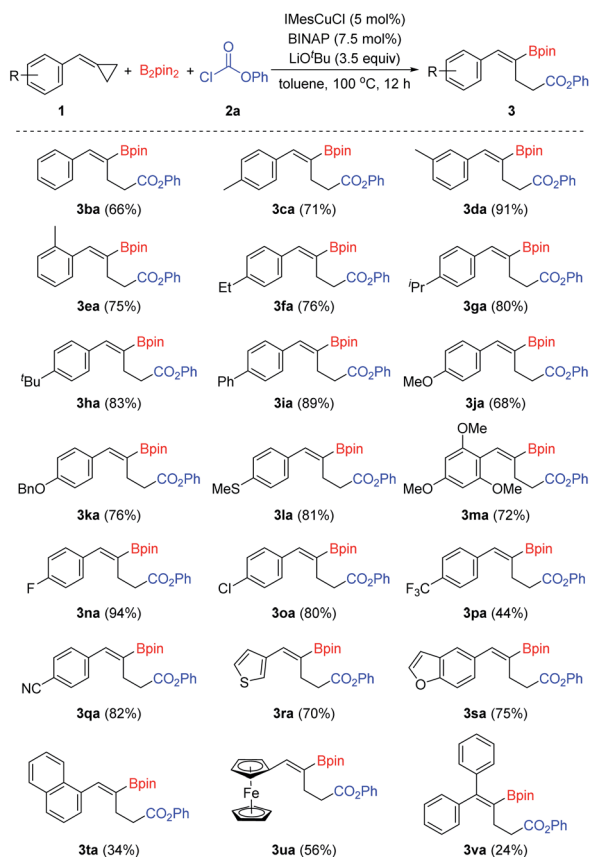
Entry	Cu	Ligand	Base	Solvent	Yield ^b (%)
1	IMesCuCl	PPh ₃	LiO ^t Bu	Toluene	58
2	IPrCuCl	PPh ₃	LiO ^t Bu	Toluene	26
3	CuBr	PPh ₃	LiO ^t Bu	Toluene	No reaction
4	IMesCuCl	—	LiO ^t Bu	Toluene	Trace
5	IMesCuCl	BINAP	LiO ^t Bu	Toluene	67
6	IMesCuCl	PCy ₃	LiO ^t Bu	Toluene	29
7 ^c	IMesCuCl	BINAP	LiO ^t Bu	Toluene	57
8 ^d	IMesCuCl	BINAP	LiO ^t Bu	Toluene	69
9 ^d	IMesCuCl	BINAP	KO ^t Bu	Toluene	58
10 ^d	IMesCuCl	BINAP	NaOMe	Toluene	42
11 ^{d,e}	IMesCuCl	BINAP	LiO ^t Bu	Toluene	89
12 ^{d,e}	IMesCuCl	BINAP	LiO ^t Bu	PhCl	76
13 ^{d,e}	IMesCuCl	BINAP	LiO ^t Bu	MeCN	43
14 ^{d,e,f}	IMesCuCl	BINAP	LiO ^t Bu	Toluene	91

^a Reaction conditions: **1a** (0.1 mmol), B₂pin₂ (0.15 mmol), **2a** (0.15 mmol), catalyst (5 mol%), ligand (10 mol% for monodentate ligand, 5 mol% for bidentate ligand), base (1.5 equiv.), solvent (1 mL), 90 °C, 12 h. ^b Isolated yields. ^c BINAP (2.5 mol%). ^d BINAP (7.5 mol%). ^e **2a** (0.35 mmol). ^f 100 °C.

ligands such as PCy₃, BuPAD₂ and dtbbpy were also effective and produced the desired product **3aa** (Table 1, entry 6, see details in the ESI†). The ratio of the ligand to the catalyst also played an important role in this reaction. Decreased yield was obtained when the reaction was performed at a lower ligand/Cu ratio (Table 1, entry 7). A ligand/Cu ratio of 1.5 : 1 was found to be optimal and produced **3aa** in 69% yield (Table 1, entry 8). Then, a series of bases were tested and it was found that alkali metal alkoxides including KO^tBu and NaOMe were effective and provided the desired product **3aa** in 58% and 42% yields, respectively (Table 1, entries 9 and 10). The bisborylated product of **1a** and small amounts of hydroborylation products were observed as the by-products in these reactions. However, when NaO^tBu was used as a base, no desired product **3aa** was obtained, only the bisborylated product was observed.^{11k} Other bases such as K₂CO₃, Na₂CO₃ and Et₃N were ineffective and no reaction was observed (see details in the ESI†). The yield of **3aa** could be further improved to 89% when 3.5 equivalents of phenyl chloroformate **2a** were used (Table 1, entry 11, see details in the ESI†). Screening of the solvent revealed that toluene is the optimal solvent. When PhCl and MeCN were used as the solvents, the yields decreased to 76% and 43%, respectively (Table 1, entries 12 and 13). Finally, the reaction temperature affected the efficiency of this reaction as well, and an excellent yield of 91% was obtained when the reaction was performed at 100 °C (Table 1, entry 14).

With the optimized reaction conditions in hand (Table 1, entry 14), we began to investigate the substrate scope of this borocarbonylation reaction with emphasis being placed first on BCPs (Scheme 2). A wide range of substituted BCPs were tested

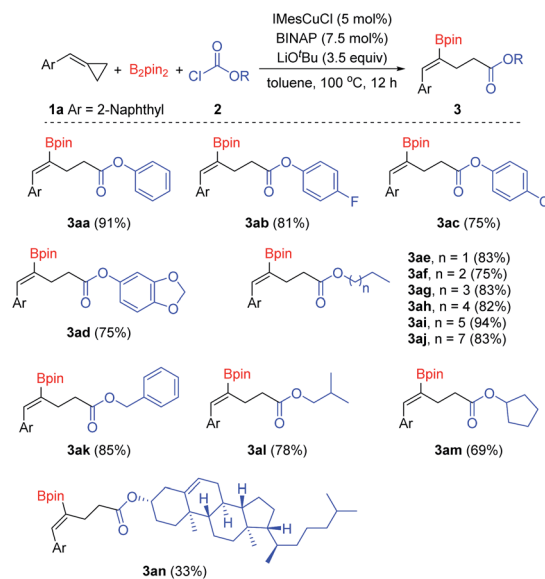




Scheme 2 Substrate scope of the BCPs. Reaction conditions: 1 (0.1 mmol), B₂pin₂ (0.15 mmol), 2a (0.35 mmol), IMesCuCl (5 mol%), BINAP (7.5 mol%), LiO^tBu (3.5 equiv.), toluene (1 mL), 100 °C, 12 h, isolated yields.

and delivered the corresponding products in moderate to excellent yields with excellent regio- and stereoselectivities. When substituted BCPs were used as substrates, the borocarbonylation occurred selectively at the proximal C–C bond *trans* to the aryl group, leading to the formation of *Z*-isomers selectively. Only *Z*-isomers were obtained in these reactions. Both electron-donating (3ca–3ma) and electron-withdrawing groups (3na–3qa) were tolerated. Functional groups such as ether (3ja, 3ka and 3ma), thioether (3la), fluoro- (3na), chloro- (3oa) and cyano (3qa) groups were compatible in this reaction. In addition, heteroaryl-substituted BCPs were tolerated as well. For example, 3-thiophenyl and 5-benzofuranyl substituted substrates reacted successfully with B₂pin₂ and phenyl chloroformate 2a and provided the corresponding products 3ra and 3sa in 70% and 75% yields, respectively. When a 1-naphthyl substituted substrate was used in this reaction, the corresponding product 3ta was produced in 34% yield. Moreover, ferrocene can be tolerated as well, and the corresponding product 3ua was isolated in 57% yield. However, when diphenyl substituted methylenecyclopropane was used in this reaction, the desired product 3va was obtained in a low yield of 24%, which might have resulted from the steric effect.

Then, we began to explore the substrate scope of this borocarbonylation reaction with a series of chloroformates. As shown in Scheme 3, phenyl chloroformates with substitution of

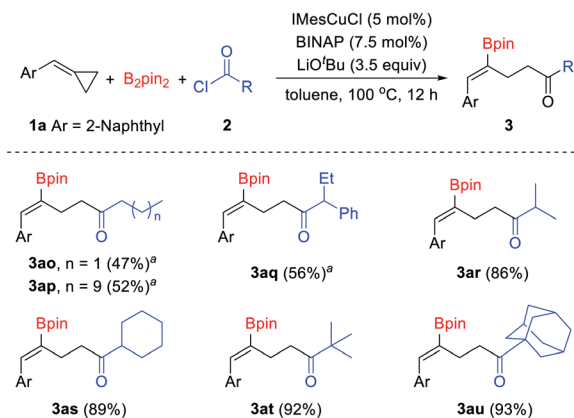


Scheme 3 Substrate scope of chloroformates. Reaction conditions: 1a (0.1 mmol), B₂pin₂ (0.15 mmol), 2 (0.35 mmol), IMesCuCl (5 mol%), BINAP (7.5 mol%), LiO^tBu (3.5 equiv.), toluene (1 mL), 100 °C, 12 h, isolated yields.

either electron-withdrawing (3ab and 3ac) or electron-donating groups (3ad) on the phenyl ring reacted smoothly to provide the corresponding products in good yields. Alkyl chloroformates were also suitable substrates: primary and secondary alkyl chloroformates reacted smoothly and afforded the corresponding γ-boryl-γ,δ-unsaturated esters in good to excellent yields (3ae–3am). Moreover, when chloroformate 2n derived from natural cholesterol was treated with B₂pin₂ and 1a under the standard conditions, the target product 3an was obtained in 33% yield. However, when *tert*-butyl chloroformate was used in this reaction, no desired borocarbonylation product was obtained, only the bisborylated product was observed as the main by-product.^{11k}

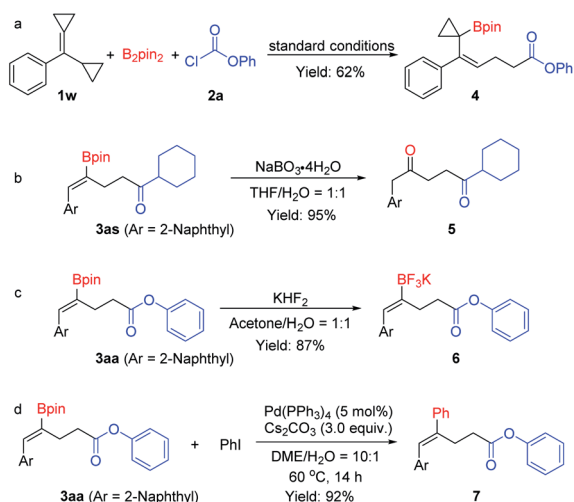
In addition to chloroformates, acid chlorides were also tested in this reaction (Scheme 4). Aliphatic acid chlorides were tolerated well in this reaction. Although low yields were obtained when primary alkanoyl chlorides were used under the standard conditions, the desired products could be obtained in acceptable yields at a lower reaction temperature.¹⁵ When *n*-butyryl chloride and *n*-dodecanoyl chloride were used in this reaction, the desired products 3ao and 3ap were obtained in 47% and 52% yields, respectively. Secondary and tertiary alkanoyl chlorides showed good reactivity and provided the desired products in good to excellent yields. For instance, iso-butyryl chloride, cyclohexanecarbonyl chloride, pivaloyl chloride and 1-adamantanecarbonyl chloride reacted with B₂pin₂ and 2-(cyclopropylidenemethyl)naphthalene 1a under the standard conditions and produced the corresponding γ-boryl-γ,δ-unsaturated ketones 3ar–3at in 86–93% yields. However, aromatic acid chlorides failed to give the desired products, inseparable mixtures of by-products were obtained when aroyl chlorides were used.



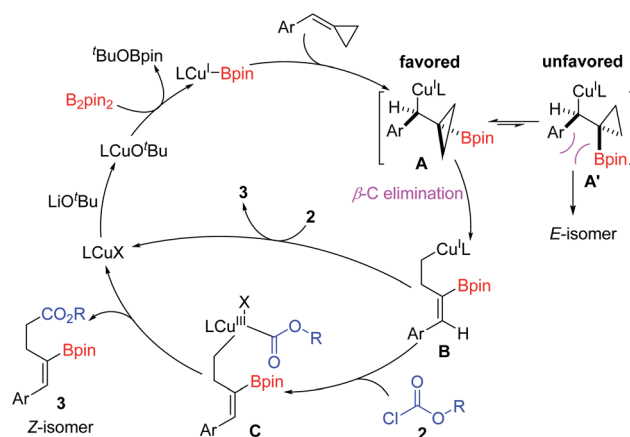


Scheme 4 Substrate scope of acid chlorides. Reaction conditions: **1a** (0.1 mmol), B_2pin_2 (0.15 mmol), **2** (0.35 mmol), IMesCuCl (5 mol%), BINAP (7.5 mol%), LiOtBu (3.5 equiv.), toluene (1 mL), 100 °C, 12 h, isolated yields. ^a60 °C, 24 h.

To understand the reaction pathway and to illustrate the synthetic versatility of the borocarbonylated products, the following reactions were conducted. First, when cyclopropyl substituted substrate **1w** was treated with B_2pin_2 and phenyl chloroformate **2a** under the optimal reaction conditions, a 1,5-borocarbonylated product (**4**) was obtained in 62% yield. This observation indicates that the reaction proceeds *via* an addition of Cu-Bpin to the C–C double bond followed by a β-C elimination and a carboxylation process (Scheme 5a). As mentioned above, the borocarbonylated products could be used in various transformations. For example, the C–B bond could be easily oxidized by $NaBO_3 \cdot 4H_2O$ to give the 1,4-diketone **5** in 95% yield from **3as** (Scheme 5b). In another instance, treatment of **3aa** with aqueous KHF_2 delivered the corresponding potassium trifluoroborate **6** in 87% yield (Scheme 5c). Moreover, the Suzuki–Miyaura cross-coupling reaction of **3aa** with iodobenzene worked smoothly to produce **7** in 92% yield (Scheme 5d).



Scheme 5 (a) Borocarbonylation of cyclopropyl substituted substrate. (b–d) Derivatization of the borocarbonylation products.



Scheme 6 Proposed catalytic cycle.

On the basis of the experimental results and the previous literature,^{11f} a plausible catalytic cycle is proposed in Scheme 6. Firstly, the precatalyst IMesCuCl reacts with LiOtBu to give an active (L)Cu–O^tBu complex, which reacts with B_2pin_2 to generate the key (L)Cu–Bpin species. Then, the copper–boryl intermediates react with BCPs *via* *syn*-1,2-migratory insertion into the C–C double bond to afford the borylcuprated intermediate **A**, which undergoes a β-carbon elimination to generate a homoallylic copper(i) complex (**B**). The β-carbon elimination is the stereo-determining step.¹⁶ A σ-bond rotation should occur prior to the β-C elimination step to avoid the steric repulsion, thus favoring the formation of *Z* isomers. Subsequently, intermediate **B** reacts with acyl chloride to give Cu(III) complex **C** *via* oxidative addition. Finally, reductive elimination of **C** releases the product **3** and regenerates (L)CuX, which is used for the next catalytic cycle. However, the direct nucleophilic attack of acyl chloride by the homoallylic copper(i) complex **B** to afford product **3** cannot be excluded.

Conclusions

In summary, we have developed a copper catalyzed borocarbonylation of BCPs *via* proximal C–C bond cleavage for the synthesis of γ-boryl-γ,δ-unsaturated carbonyl compounds. Using substituted benzyldienecyclopropanes (BCPs) and chloroformates as starting material, a broad range of γ-boryl-γ,δ-unsaturated esters were prepared in moderate to excellent yields with excellent regio- and stereoselectivity. Besides, when aliphatic acid chlorides were used in this reaction, γ-boryl-γ,δ-unsaturated ketones could be produced in excellent yields. When substituted BCPs were used as substrates, the borocarbonylation occurred predominantly at the proximal C–C bond *trans* to the phenyl group in a regio- and stereoselective manner, which leads to the *Z*-isomers as the products. Control experiments indicate that the reaction proceeds *via* a mechanism involving migratory insertion of Cu–Bpin species to the C–C double bond of BCP and subsequent β-C elimination and acylation of the intermediary homoallylic Cu(i) complex. This efficient methodology involves the cleavage of a C–C bond and

the formation of a C–C bond as well as a C–B bond, and provides a new method for the proximal C–C bond difunctionalization of BCPS.

Data availability

All experimental data and detailed procedures are available in the ESI.†

Author contributions

J.-B. P. conceived and directed the project. L.-M. Y. performed the experiments. H.-H. Z., X.-L. L. and A.-J. M. participated in substrate synthesis and discussions. L.-M. Y. and J.-B. P. wrote the manuscript and ESI.†

Conflicts of interest

There are no conflicts to declare.

Acknowledgements

Financial support from the National Natural Science Foundation of China (NSFC; 21801225), Wuyi University (2019td02 and 2018TP018), the Guangdong Province Universities and Colleges Pearl River Scholar Funded Scheme (2020AL015), and the Department of Education of Guangdong Province (2020KCXTD036) is gratefully acknowledged. The authors appreciate the general support provided by Prof. Shu-Yu Zhang of SJTU.

Notes and references

- (a) E. R. Burkhardt and K. Matos, *Chem. Rev.*, 2006, **106**, 2617–2650; (b) E. C. Neeve, S. J. Geier, I. A. I. Mkhaliid, S. A. Westcott and T. B. Marder, *Chem. Rev.*, 2016, **116**, 9091–9161.
- W. L. A. Brooks and B. S. Sumerlin, *Chem. Rev.*, 2016, **116**, 1375–1397.
- (a) P. C. Trippier and C. McGuigan, *MedChemComm*, 2010, **1**, 183–198; (b) R. Smoum, A. Rubinstein, V. M. Dembitsky and M. Srebnik, *Chem. Rev.*, 2012, **112**, 4156–4220; (c) D. M. Volochnyuk, A. O. Gorlova and O. O. Grygorenko, *Chem.–Eur. J.*, 2021, **27**, 15277–15326.
- (a) K. Burgess and M. J. Ohlmeyer, *Chem. Rev.*, 1991, **91**, 1179–1191; (b) C. M. Vogels and S. A. Westcott, *Curr. Org. Chem.*, 2005, **9**, 687–699; (c) I. A. I. Mkhaliid, J. H. Barnard, T. B. Marder, J. M. Murphy and J. F. Hartwig, *Chem. Rev.*, 2010, **110**, 890–931; (d) S. A. Iqbal, J. Pahl, K. Yuan and M. J. Ingleson, *Chem. Soc. Rev.*, 2020, **49**, 4564–4591; (e) M. Wang and Z. Shi, *Chem. Rev.*, 2020, **120**, 7348–7398; (f) J. Hu, M. Ferger, Z. Shi and T. B. Marder, *Chem. Soc. Rev.*, 2021, **50**, 13129–13188.
- For selected reviews, see: (a) D. Hemming, R. Fritzemeier, S. A. Westcott, W. L. Santos and P. G. Steel, *Chem. Soc. Rev.*, 2018, **47**, 7477–7494; (b) K. Semba and Y. Nakao, *Tetrahedron*, 2019, **75**, 709–719; (c) W. Xue and M. Oestreich, *ACS Cent. Sci.*, 2020, **6**, 1070–1081; (d) A. Whyte, A. Torelli, B. Mirabi, A. Zhang and M. Lautens, *ACS Catal.*, 2020, **10**, 11578–11622; (e) G. J. P. Perry, T. Jia and D. J. Procter, *ACS Catal.*, 2020, **10**, 1485–1499; (f) C. Yang and X. Jia, *Chin. J. Org. Chem.*, 2021, **41**, 2280–2289; (g) S. K. Dorn and M. K. Brown, *ACS Catal.*, 2022, **12**, 2058–2063.
- (a) N. Miyaura and A. Suzuki, *Chem. Rev.*, 1995, **95**, 2457–2483; (b) C. Sandford and V. K. Aggarwal, *Chem. Commun.*, 2017, **53**, 5481–5494.
- (a) M. Murakami and N. Chatani, *Cleavage of Carbon–Carbon Single Bonds by Transition Metals*, Wiley, New York, 2015; (b) L. Souillart and N. Cramer, *Chem. Rev.*, 2015, **115**, 9410–9464; (c) M. Murakami and N. Ishida, *J. Am. Chem. Soc.*, 2016, **138**, 13759–13769.
- R. Gianatassio, J. M. Lopchuk, J. Wang, C.-M. Pan, L. R. Malins, L. Prieto, T. A. Brandt, M. R. Collins, G. M. Gallego, N. W. Sach, J. E. Spangler, H. Zhu, J. Zhu and P. S. Baran, *Science*, 2016, **351**, 241–246.
- (a) A. Brandi and A. Goti, *Chem. Rev.*, 1998, **98**, 589–636; (b) I. Nakamura and Y. Yamamoto, *Adv. Synth. Catal.*, 2002, **344**, 111–129; (c) A. Brandi, S. Cicchi, F. M. Cordero and A. Goti, *Chem. Rev.*, 2003, **103**, 1213–1270; (d) M. Rubin, M. Rubina and V. Gevorgyan, *Chem. Rev.*, 2007, **107**, 3117–3179.
- For some selected reviews, see: (a) A. Brandi, S. Cicchi, F. M. Cordero and A. Goti, *Chem. Rev.*, 2003, **103**, 1213–1270; (b) H. Pellissier, *Tetrahedron*, 2003, **66**, 8341–8375; (c) M. Rubin, M. Rubina and V. Gevorgyan, *Chem. Rev.*, 2007, **107**, 3117–3179; (d) A. Masarwa and I. Marek, *Chem.–Eur. J.*, 2010, **16**, 9712–9721; (e) L. Yu and R. Guo, *Org. Prep. Proced. Int.*, 2011, **43**, 209–259; (f) B.-L. Lu, L. Dai and M. Shi, *Chem. Soc. Rev.*, 2012, **41**, 3318–3339; (g) M. Shi, J.-M. Lu, Y. Wei and L.-X. Shao, *Acc. Chem. Res.*, 2012, **45**, 641–652; (h) A. Brandi, S. Cicchi, F. M. Cordero and A. Goti, *Chem. Rev.*, 2014, **114**, 7317–7420; (i) L. Yu, M. Liu, F. Chen and Q. Xu, *Org. Biomol. Chem.*, 2015, **13**, 8379–8392; (j) W. Fang and M. Shi, *Chem.–Eur. J.*, 2018, **24**, 9998–10005.
- For reactions with Sn–H, see: (a) M. Lautens, C. Meyer and A. Lorenz, *J. Am. Chem. Soc.*, 1996, **118**, 10676–10677; For reactions with Si–H, see: ; (b) A. G. Bessmertnykh, K. A. Blinov, Y. K. Grishin, N. A. Donskaya, E. V. Tveritinova, N. M. Yur'eva and I. P. Beletskaya, *J. Org. Chem.*, 1997, **62**, 6069–6076; For reactions with C–H, see: (c) N. Tsukada, A. Shibuya, I. Nakamura and Y. Yamamoto, *J. Am. Chem. Soc.*, 1997, **119**, 8123–8124; (d) I. Nakamura, S. Saito and Y. Yamamoto, *J. Am. Chem. Soc.*, 2000, **122**, 2661–2662; (e) H. Taniguchi, T. Ohmura and M. Suginoe, *J. Am. Chem. Soc.*, 2009, **131**, 11298–11299; (f) K. Ogata, Y. Atsumi and S. Fukuzawa, *Org. Lett.*, 2010, **12**, 4536–4539; For reactions with N–H, see: ; (g) I. Nakamura, H. Itagaki and Y. Yamamoto, *J. Org. Chem.*, 1998, **63**, 6458–6459; (h) E. Smolensky, M. Kapon and M. S. Eisen, *Organometallics*, 2005, **24**, 5495–5498; (i) E. Smolensky, M. Kapon and M. S. Eisen, *Organometallics*, 2007, **26**, 4510–4527; For reactions with B–H, see: ; (j) J. M. Medina,



- T. Kang, T. G. Erbay, H. Shao, G. M. Gallego, S. Yang, M. Tran-Dubé, P. F. Richardson, J. Derosa, R. T. Helsel, R. L. Patman, F. Wang, C. P. Ashcroft, J. F. Braganza, I. McAlpine, P. Liu and K. M. Engle, *ACS Catal.*, 2019, **9**, 11130–11136; For reactions with B–B, see: ; (k) T. Ishiyama, S. Momota and N. Miyaoura, *Synlett*, 1999, **1999**, 1790–1792; (l) Q. Chen, X. Zhang, S. Su, Z. Xu, N. Li, Y. Li, H. Zhou, M. Bao, Y. Yamamoto and T. Jin, *ACS Catal.*, 2018, **8**, 5901–5906; For reactions with B–Si, see: ; (m) M. Sugimoto, T. Matsuda and Y. Ito, *J. Am. Chem. Soc.*, 2000, **122**, 11015–11016; (n) T. Pohlmann and A. de Meijere, *Org. Lett.*, 2000, **2**, 3877–3879; (o) T. Ohmura, H. Taniguchi, Y. Kondo and M. Sugimoto, *J. Am. Chem. Soc.*, 2007, **129**, 3518–3519; (p) T. Ohmura, H. Taniguchi and M. Sugimoto, *Org. Lett.*, 2009, **11**, 2880–2883; (q) Y. Akai, T. Yamamoto, Y. Nagata, T. Ohmura and M. Sugimoto, *J. Am. Chem. Soc.*, 2012, **134**, 11092–11095; (r) T. Ohmura, H. Taniguchi and M. Sugimoto, *ACS Catal.*, 2015, **5**, 3074–3077; For reactions with other σ -bonds, see: ; (s) N. Chatani, T. Takeyasu and T. Hanafusa, *Tetrahedron Lett.*, 1988, **29**, 3979–3982; (t) R. Yu and X. Fang, *Org. Lett.*, 2020, **22**, 594–597.
- 12 (a) K. Ogata, D. Shimada, S. Furuya and S. Fukuzawa, *Org. Lett.*, 2013, **15**, 1182–1185; (b) A. Masarwa, D. Didier, T. Zabrodski, M. Schinkel, L. Ackermann and I. Marek, *Nature*, 2014, **505**, 199–203.
- 13 (a) F.-Y. Yang, M.-Y. Wu and C.-H. Cheng, *J. Am. Chem. Soc.*, 2000, **122**, 7122–7123; (b) F.-Y. Yang, M. Shanmugasundaram, S.-Y. Chuang, P.-J. Ku, M.-Y. Wu and C.-H. Cheng, *J. Am. Chem. Soc.*, 2003, **125**, 12576–12583; (c) T. Fujihara, A. Sawada, T. Yamaguchi, Y. Tani, J. Terao and Y. Tsuji, *Angew. Chem., Int. Ed.*, 2017, **56**, 1539–1543; (d) A. Boreux, K. Indukuri, F. Gagosz and O. Riant, *ACS Catal.*, 2017, **7**, 8200–8204; (e) Y. Huang, K. B. Smith and M. K. Brown, *Angew. Chem., Int. Ed.*, 2017, **56**, 13314–13318; (f) A. Sawada, T. Fujihara and Y. Tsuji, *Adv. Synth. Catal.*, 2018, **360**, 2621–2625; (g) A. Whyte, K. I. Burton, J. Zhang and M. Lautens, *Angew. Chem., Int. Ed.*, 2018, **57**, 13927–13930; (h) L.-J. Cheng and P. Mankad, *Angew. Chem., Int. Ed.*, 2018, **57**, 10328–10332; (i) J. Han, W. Zhou, P.-C. Zhang, H. Wang, R. Zhang, H.-H. Wu and J. Zhang, *ACS Catal.*, 2019, **9**, 6890–6895; (j) A. Torelli, A. Whyte, L. Polishchuk, J. Bajohr and M. Lautens, *Org. Lett.*, 2020, **22**, 7915–7919; (k) F.-P. Wu, Y. Yuan, C. Schünemann, P. C. J. Kamer and X.-F. Wu, *Angew. Chem., Int. Ed.*, 2020, **59**, 10451–10455; (l) Y. Yuan, F.-P. Wu, J.-X. Xu and X.-F. Wu, *Angew. Chem., Int. Ed.*, 2020, **59**, 17055–17061; (m) Z. Su, Y. Feng, R. Zou, X. Qiu, J. Wang and C. Tao, *Chem. Commun.*, 2020, **56**, 7483–7486; (n) D. Fiorito, Y. Liu, C. Besnard and C. Mazet, *J. Am. Chem. Soc.*, 2020, **142**, 623–632; (o) Z. Yang, P. Li, H. Lu and G. Li, *J. Org. Chem.*, 2021, **86**, 4616–4624.
- 14 When we were preparing the manuscript, Wu and a co-worker reported a borocarbonylation of benzyldienecyclopropanes with Cu/Pd catalysis. F.-P. Wu and X.-F. Wu, *Chem. Sci.*, 2022, **13**, 4321–4326.
- 15 A ring-opening hydrochlorination product of BCP was obtained at 100 °C as the main by-product, which might have resulted from reaction with HCl generated from the decarbonylative decomposition of acid chlorides. B. Xu and M. Shi, *Org. Lett.*, 2003, **5**, 1415–1418.
- 16 M. E. O'Reilly, S. Dutta and A. S. Veige, *Chem. Rev.*, 2016, **116**, 8105–8145.

