

Cite this: *Energy Environ. Sci.*,
2024, 17, 3244

A comparison of molecular iodine evolution on the chemistry of lead and tin perovskites

Thomas Webb and Saif A. Haque *

The development of perovskite solar cells (PSCs) has gone from strength to strength over the last decade, enabling low-cost, flexible and high-efficiency photovoltaic devices. However, the significance of molecular iodine (I_2) evolution within the perovskite layer on device longevity is only recently becoming realised. In lead-based perovskites, the formation of I_2 is determinantal to both the photovoltaic performance of PSCs and the long-term stability. Likewise, I_2 formation within tin perovskite is highly destructive; rapidly breaking down the composition of the perovskite layer, and severely limiting the shelf-life of photovoltaic devices. In both cases, the formation of I_2 has a significant additional impact on the stability and function of all other elements of the PSC structure including the conductive metal oxide, metal electrode and charge transport layers (CTLs). In this perspective, we highlight the key role of iodine in dictating the performance and stability of lead and tin perovskite materials. In doing so we compare the similarities and differences between the formation mechanisms of molecular I_2 in the lead and tin analogues while also considering its effect on the performance of PSCs through consideration of the various elements of the PSC structure. In discussing this challenge, we look to identify new emerging ways in which volatile iodine has been captured within other scientific fields and discuss the applicability, modification and utilisation of these strategies within PSCs. Finally, through consideration of the fundamental chemistry in these systems, we summarise the all-important role of iodine in PSCs, discuss efforts being made to mitigate the damage of I_2 evolution, manage the redox chemistry, and provide design criteria for developing iodine-resilient PSCs.

Received 8th September 2023,
Accepted 8th April 2024

DOI: 10.1039/d3ee03004k

rsc.li/ees

Broader context

In recent years, perovskite materials which utilise an ABX_3 crystal motif have been integrated into a wide range of optoelectronic and thermoelectric applications. Amongst these, perovskite solar cells (PSCs) and perovskite light-emitting diodes (PeLEDs) have emerged as forerunners to revolutionise their respective fields. Boasting solution processability and flexibility in the final products, PSCs and PeLEDs offer new opportunities in customisable and bespoke electronics while retaining remarkably high performance. However, solution processing the constituents of inorganic-organic halide salts into ionic lattice structure comes with the drawback of moisture instability and unwanted redox chemistry of reactive halides, specifically iodine. The incorporation of a corrosive triiodide/iodine redox couple in the earliest days of PSCs had a devastating impact on the shelf-life, often only taking minutes for the perovskite to break down. A paradigm shift to full solid-state architectures sought to rectify this issue, dramatically improving the shelf life to the scale of months. Nevertheless, while no longer implemented intentionally as an electrolyte, the evolution of iodine *in situ* during operation remains an obstacle to the commercialisation of perovskite optoelectronics with practical shelf lives. Indeed, the evolution of corrosive iodine and triiodide formation continues to place limitations on the long-term stability of perovskite optoelectronics, with far-reaching effects adversely impacting all the components of the device. It is therefore essential that the mechanisms of iodine generation within the device are identified to enable the development of suitable neutralisation strategies. The dynamic nature of these destabilising processes encourages the identification of dynamic solutions where iodine redox chemistry is managed sustainably. Such an approach avoids the depletion of iodide from the perovskite lattice by preventing its migration through the device architecture coupled with suitable redox chemistry to reform and replenish iodide. While newly emergent in the field of perovskite materials, we note significant advancements have been made in the field of iodine management in the fields of radioiodine disposal, medicine, and electrochemistry. These studies provide a head start in the integration and development of new strategies within the field of perovskite optoelectronics. Indeed, only if the effect of iodine release on long-term stability is understood and addressed effectively can perovskite optoelectronics achieve the longevity required for commercial technologies.

Department of Chemistry, Molecular Sciences Research Hub, White city, London, W12 0BZ, UK. E-mail: s.a.haque@imperial.ac.uk



Introduction

In just over a decade metal halide perovskite photovoltaics have grabbed the attention of the photovoltaic community. A wealth of research has enabled power conversion efficiencies (PCEs) to soar from 3.8% when first demonstrated, to beyond 26%.^{1–3} This rapid advancement in device performance has been made possible through a combination of breakthroughs in device architecture, defect passivation and compositional engineering.² Indeed, the ability to tune the composition of the ABX_3 lattice motif has enabled the production of light-harvesting layers with idealised spectral responses for capturing solar radiation.^{4–6} Furthermore, the high degree of control over the band structure has seen perovskites integrated into a range of applications including perovskite LEDs (Pe-LEDs), transistors and X-ray detectors, to name but a few.^{7–12} Nevertheless, the use of a solution processable ionic lattice also represents arguably the biggest drawback to their application - poor intrinsic stability.

Unlike silicon and III–V semiconductors (GaAs, InGaAs) which comprise largely covalent structures, perovskite materials exist as a highly ionic lattice with an ABX_3 motif.^{13–19} More recently, the definition of perovskite has been expanded beyond the classical ABX_3 motif to include a range of structural variants including 2D and semi-2D crystal structures. These structures utilise either a monovalent (A') or divalent (A'') organic spacer cation to produce Ruddlesden–Popper phases ($\text{A}_2'\text{A}_{n-1}\text{B}_n\text{X}_{3n+1}$) and Dion–Jacobsen phase ($\text{A}''\text{A}_{n-1}\text{B}_n\text{X}_{3n+1}$) respectively.^{2,20,21} However, universal to all structures is the typical use of an organic (MA^+ , FA^+ , ...) or inorganic (Cs^+ , Rb^+ , ...) cation on the A-site, a metal cation, typically, Pb^{2+} , Sn^{2+} , Ge^{2+} on the B site and an anion, most often a halide, (Cl^- , Br^- , I^- ...) on the X-site.^{2,22–24} The ionic nature of the ABX_3 lattice imparts several routes for instability in the PSCs including the tendency of the A-site organic cation to undergo solvation from the structure, unwanted redox chemistry of

the constituent ions and the presence of mobile corrosive halide anions.^{25–29}

In the earliest demonstration of perovskite devices, PSCs were prepared by adapting the pre-existing dye-sensitized solar cell (DSSC) architecture. In this configuration, the perovskite acts as a sensitizer on a titania scaffold, which in turn acts to collect electrons. The circuit is completed using an iodide/triiodide (I^-/I_3^-) liquid electrolyte redox couple.^{1,30} As per the conventional DSSC devices, the use of iodine and triiodide proved to be a major source of instability, owing to its corrosive nature. Consequently, the shelf life of early PSCs was limited to mere minutes.^{1,30} Replacing the triiodide liquid electrolyte in favour of a fully solid-state hole transport layer unlocked significant improvements in both the device performance and stability.^{4,31,32} To this end, the removal of triiodide electrolytes, combined with a range of other optimisations, has enabled lead-perovskite devices prepared with carbon electrodes to exhibit stability under ambient conditions exceeding one year.³³ Nevertheless, the evolution of I_2 and the subsequent degradation reactions with I^- ions to form I_3^- continue to haunt fully solid-state perovskites.^{34–36} Consequently, as per the early days of perovskite research, the generation I_2 and I_3^- continue to limit the stability of perovskite, albeit on a longer timescale. Furthermore, the true extent and impact of the I_2 -induced degradation on the charge transport layers (CTLs) and electrodes is becoming clearer. As such the formation of I_2 and I_3^- still hinders both the performance and longevity of PSCs, over a decade after being first identified as a problem.

Developments in compositional engineering have enabled the production of lead-free perovskites.^{37–40} These perovskites offer a lower-toxicity alternative to the use of lead, promising a lower bioavailability as well as further tunability over the band gap.^{24,41–43} Amongst these alternatives, tin-based perovskites have stood out as a leading candidate exhibiting an ideal bandgap of around 1.3 eV and PCEs exceeding 14%.^{37,39,44}



Thomas Webb

Thomas Webb is a postgraduate researcher in the Department of Chemistry at Imperial College London. He holds masters degrees in both Chemistry and Electronics and Electrical Engineering from Imperial College London and the University of Surrey, respectively. He is currently conducting his PhD doctoral studies at Imperial College London investigating the use of novel reductants and developing new strategies to stabilise tin perovskites under the supervision of Prof Saif A. Haque.



Saif A. Haque

Saif A. Haque is a Professor of Chemistry at Imperial College London. He is a chemist with a particular interest in renewable energy technologies, nano-materials, functional electronic materials, photochemistry and solar energy conversion devices. His research is currently addressing the development and functional characterization of solar cell absorbers and devices based upon solution processable hybrid inorganic–organic semi-conducting materials, inorganic metal chalcogenides, quantum dots and perovskites. Prior to becoming a professor, he was a Royal Society University Research Fellow at Imperial between 2005 and 2013.



These features make tin-perovskites a promising candidate for third-generation multijunction tandem applications.⁴⁵ Nevertheless, tin perovskites suffer from a tendency to undergo facile oxidation when exposed to oxygen. In comparison, the oxidation of the B-site metal cation does not occur in the lead analogues owing to the increased inert pair effect down group IV. As such lead-based PSCs benefit from a larger energetic barrier to the formation of sp^3 hybrid orbitals by virtue of its position below tin. The ability of tin perovskite to undergo oxidation to the Sn^{4+} state imparts significant instability on the thin films, facilitating rapid degradation of the material, increased trapping and self-p-type doping.^{26,46} This instability has recently been demonstrated to be exacerbated by the ability of SnI_4 to further decompose into I_2 ; where I_2 is a strong oxidizer itself.⁴⁷ As such, the stability of tin PSCs is limited to mere hours in ambient air with stability measurements most often collected under storage in inert conditions.^{48–50}

The role of iodine and its equilibrium with iodide anions to form triiodide has been a long-running problem in developing stable-perovskite solar cells.^{1,30,32} While the transition to fully solid-state architectures undoubtedly had a significant impact on stability, the presence of iodine and triiodide within solid-state architectures has since been largely overlooked. Indeed, when compared to more established technologies such as silicon photovoltaics, the stability of both tin and lead PSCs continues to fall considerably short.^{28,51} A key contributor to this instability is the presence of mobile halides in PSCs and their tendency to oxidise into corrosive halogens such as I_2 which severely reduces the device longevity. This effect is most easily observed upon a comparison of the choice of electrodes used when preparing PSCs designed for longevity where metals vulnerable to oxidation are frequently substituted with more inert carbon.^{33,52} As such, further work is needed to manage the impact of corrosive iodine formation as a failure mechanisms for PSCs.

The very recent identification of I_2 formation in tin perovskite has been an interesting and potentially pivotal point in the search for stable tin PSCs.^{38,49,53,54} This discovery is made more interesting by the unique formation mechanisms of iodine within tin PSCs by virtue of the additional Sn^{4+} oxidation state. In turn, this creates a point of interest in deciphering which mechanisms are unique for tin PSCs and which are likely to be universal to both materials but may not yet have been discussed within the context of tin PSCs. From this comparison, lessons from the more established I_2 chemistry of lead-perovskite can be compared and evaluated as risk factors to the stability of tin perovskites guiding future PSC design. Undoubtedly, universal to both cases is the effect of I_2 formation on the other components of the device architecture including the metal oxide, CTLs and metal electrodes. After reviewing the chemistry of iodine formation pathways within lead and tin perovskites, we present a discussion detailing a range of strategies for its mitigation, highlighting opportunities to learn from cross-discipline approaches. In discussing these strategies, we highlight potential design criteria for fabricating PSCs that minimize iodine formation and propose regenerative redox

pathways that can be implemented to improve chemical stability. Finally, we provide an outlook on the design of new beneficial molecules, polymers and redox couples which allow devices to operate sustainably and mitigate irreversible chemical changes.

Iodine in lead perovskites

To date, several mechanisms by which iodine can be generated within lead-based perovskites have been reported.^{34,35,55} Perhaps most frequently reported is the photolysis of PbI_2 under exposure to illumination with photon energies exceeding 2.51 eV (494 nm) (eqn (1)).^{56–59} Localised domains of PbI_2 are often reported within the perovskite layer, forming *via* several pathways. The most common of these include the thermal or moisture-induced loss of the A-site cation,⁶⁰ and the inhomogeneous conversion of PbI_2 in a two-step fabrication process.^{61,62} Alternatively, PbI_2 may be deliberately added in excess within the precursor, reported to benefit the performance of devices.^{58,63,64} The photolysis of PbI_2 into I_2 within the perovskite also leads to the creation of metallic lead (Pb^0), often observed as a shoulder in the perovskite Pb 4f orbital using X-ray photoelectron spectroscopy (XPS) (Fig. 1a).^{59,65–68} This phenomenon is amplified within PSCs prepared using metal oxide transport layers such as TiO_2 and SnO_2 which can behave as photocatalysts for iodide oxidation and Pb^{2+} reduction (eqn (1)) when exposed to UV light (Fig. 1b).^{69,70} The effect of photolysis on lead halide salts can be reduced by exchanging the halide with bromide or chloride anions which have stronger lead-halide bonds and therefore higher dissociation energies of 3.06 and 3.19 eV, respectively.⁵⁶ As a consequence, the fraction of solar radiation with sufficient energy to reduce the lead in these cases is dramatically lowered. The replacement of iodide anions with bromide and chloride also affords a more compact lattice unit cell and stronger interactions between the inorganic framework and cation.⁷¹ Indeed, the reduced lattice parameters facilitate hydrogen bonding between CH_3-X where $X = Cl$ and Br , decreasing the halide mobility and reducing the available pathways for halide oxidation to occur.^{71,72} A similar reduction of halide mobility can be achieved through the incorporation of additives capable of forming halogen-halogen bonds.^{73,74}

In addition to light-driven photolysis and photocatalytic reactions, PbI_2 is also sensitive to displacement with oxygen and moisture, degrading into PbO and releasing I_2 vapour when exposed to ambient conditions (eqn (2)).^{75–77} Popov *et al.* observed that PbI_2 films left exposed to ambient oxygen undergo discolouration from the release of iodine vapour, noting that small PbI_2 grains are the most susceptible to this method of degradation.⁷⁵ A second key mechanism by which oxygen can liberate I_2 from perovskite is *via* the generation of reactive superoxide (O_2^-) when under illumination. In this mechanism, the photoexcited states of the perovskite are quenched through interaction with oxygen forming a highly aggressive O_2^- species (Fig. 1c and d). The highly reactive formed O_2^- quickly degrades pristine perovskite, liberating iodine (eqn (3)).^{78–83} Notably, the interaction of superoxide



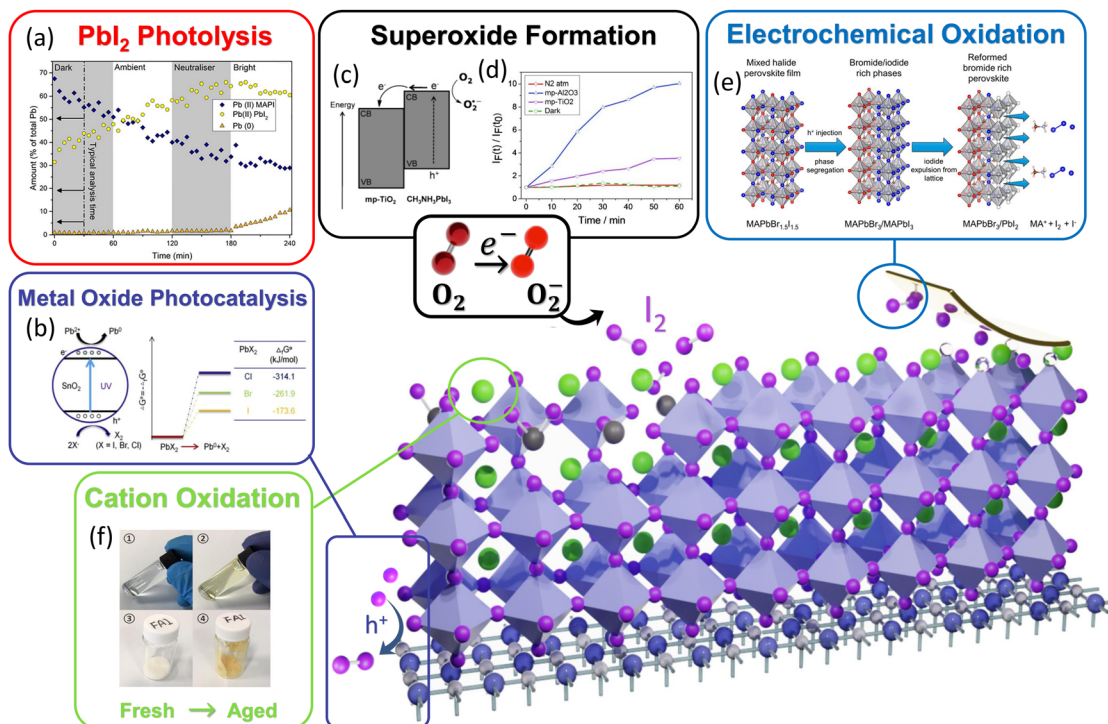
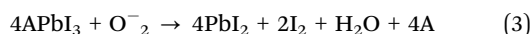
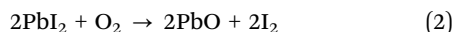
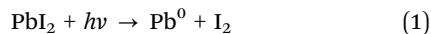


Fig. 1 Mechanisms of I_2 formation in Pb-based perovskite solar cells. (a) Ratio of lead as $MAPbI_3$, PbI_2 and metallic Pb^0 from XPS. The fraction of Pb^0 increases under illumination owing to PbI_2 photolysis. Reprinted with permission.⁶⁸ Copyright 2019, Royal Society of Chemistry. (b) Mechanism of UV-light driven metal-oxide photocatalysis of iodide anions to iodine. Reprinted with permission.⁶⁹ Copyright 2019, Elsevier (c) energy diagram showing the formation of superoxide formation *via* the quenching of $MAPbI_3$ excited states. (d) Change in fluorescence intensity of superoxide probe indicating the formation of superoxide on the scale of minutes from the perovskite when illuminated and exposed to oxygen. Reprinted with permission.⁸¹ Copyright 2015, Wiley. (e) Schematic of electrochemical oxidation of mixed $MAPbBr_{1.5}I_{1.5}$, changing the surface stoichiometry. Reprinted with permission.⁸⁷ Copyright 2019, American Chemical Society. (f) Photograph of formamidinium iodide powder and solution before and after ageing in oxygen, where oxidation of iodide ions forms iodine changing the colour. Reprinted with permission.⁵⁵ Copyright 2021, AAAS.

with PbI_2 is also reported to yield I_2 and PbO .⁷⁸ Aristidou *et al.* revealed the formation of superoxide is dependent on the surface iodide vacancy defect density, which provides a low-energy site for the reduction of O_2 to occur.^{78,84} The yield of iodine formation can thus be lowered *via* the removal of such defect sites through passivation or the production of films with large grain sizes. Superoxide yields can also be reduced *via* fast extraction of the photoexcited electrons on a time scale shorter than oxygen reduction.^{2,78,81} Alternatively, the generation of superoxide can be substantially suppressed *via* the substitution of iodide anions with bromide as demonstrated by Aziz *et al.*⁷¹



Perhaps least discussed within the literature, the formation of I_2 can also occur within perovskite devices *via* the electrochemical oxidation of iodide anions at the electrodes under operation.^{35,36,85–87} This effect can be observed under relatively low electric fields, reported as low as $0.2 \text{ V } \mu\text{m}^{-1}$.⁸⁵ Such voltages are quite reasonable within operational PSCs and thus likely to generate I_2 during operation, especially over the

extended operation. We note that the electrochemical redox chemistry is likely to contribute significantly to instability during maximum power point (MPP) tests when measured under inert conditions.⁸⁸ The electrochemical oxidation of I^- anions is worsened by the mobile nature of the halide anions.^{29,89} This can lead to the depletion of iodine at the electrode interface, an effect shown experimentally using XPS.⁶⁷ Similarly, Samu *et al.* found that the I^-/Br^- ratio in $MAPbBr_{1.5}I_{1.5}$ films varies with charge injection into the device.⁸⁷ In contrast to iodide-rich phases, bromide phases exhibit greater resistance to electrochemical oxidation owing to a higher lattice energy; a result of greater electronegativity of the bromide ion and a stronger interaction with the lattice unit cell as compared to iodide.^{71,90} This leads to mixed halide perovskite films becoming increasingly bromide-rich/iodide deficient upon application of a voltage (Fig. 1e), giving the film an orange colour and damaging the film morphology.^{35,87,91} The link between composition and stability to electrochemical oxidation has to date received little attention but raises important questions concerning both the performance and stability of mixed halide PSCs. As such, management of the local halide composition around the electrodes, for the prevention of iodide permeation of the transport layers, is crucial for preventing the electrochemical oxidation of iodide.



Table 1 Standard redox potentials of halide ions into molecular halogens and the formation of water from oxygen under acidic conditions

Redox couple	Potential E° (V) ⁹⁷
$\text{Cl}_2 + 2\text{e}^- \rightarrow 2\text{Cl}^-$	+1.358
$\text{Br}_2 + 2\text{e}^- \rightarrow 2\text{Br}^-$	+1.066
$\text{I}_2 + 2\text{e}^- \rightarrow 2\text{I}^-$	+0.535
$\text{O}_2 + 4\text{H}^+ + 4\text{e}^- \rightarrow 2\text{H}_2\text{O}$	+1.229

In addition to iodine evolution from PbI_2 , the organic cations can also contribute to the evolution of iodine within lead-perovskites. Iodide salts are unstable when exposed to oxygen and moisture owing to their mild reducing nature (Table 1).⁹² A well-known example of this instability to oxidation is hydroiodic acid (HI), where stabilizers such as hypophosphoric acid are necessitated to stabilise the iodide ions and prevent I_2 vapour forming.^{38,93,94} This chemistry extends to the organic cations used in perovskite precursors as reported by Chen *et al.*, who reported that following exposure to air, formamidinium iodide (FAI) generates I_2 *via* the oxidation of I^- (Fig. 1f).⁵⁵ This effect can be visually identified as a yellowing of the FAI powder where I_2 quickly reacts with I^- , forming I_3^- and is often observed when FAI is stored improperly with exposure to oxygen.⁹⁵ This oxidation of I^- occurs *via* the FAI equivalence with FA and HI; the latter of which undergoes favourable oxidation with oxygen as discussed. This oxidation occurs on short timescales in FAI, possibly owing to the formation of *sym*-triazine as a product.⁹⁶ To this end, the incorporation of poor-quality FAI, containing I_2/I_3^- , dramatically reduces the stability and performance of PSCs.^{55,95} Alkylammonium bromides and chlorides offer greater stability to oxidation under ambient owing to better stabilisation of the negative charge on the bromide and chloride ions, yielding higher redox potentials (E°) (Table 1). Consequently, in mixed cation-halide systems, it may prove beneficial to use bromide and chloride formamidinium salts where possible, incorporating iodine *via* more stable methylammonium, alkali metal or lead salts.

Once formed, molecular iodine has a dramatic impact on the operational device stability of PSCs. I_2 interacts rapidly with surface I^- anions forming a highly corrosive I_3^- species.^{2,30,34,55} As might be expected, the formation of strong and corrosive oxidisers such as iodine and triiodide, play significant albeit rarely discussed roles in governing the stability of lead-perovskite solar cells. Indeed, the use of corrosive I_3^- electrolytes can be attributed to the shortcomings and failure of early DSSC-based PSCs, rapidly dissolving the perovskite into its constituent salts.^{1,2} Wang *et al.* observed that in dark conditions, I_2 exposure to perovskite films leads to the formation of I_3^- *via* the combination of I_2 and I^- (Fig. 2a).³⁴ The highly corrosive I_3^- then breaks down the perovskite structure into its constituents (PbI_2 , CH_3NH_2) and I_2/HI which can reform I_3^- ; where the triiodide continues the breakdown of the perovskite (Fig. 2a). In contrast, under illumination, degradation of the perovskite can occur *via* a photogenerated radical mechanism where either I_2 undergoes photolysis to iodine radicals (I^\bullet).

This is made possible by the notably lower halide-halide bond strength of 151 kJ mol^{-1} allowing photolysis to happen at relatively low energies within the solar spectrum ($> 2.32 \text{ eV}$).^{98,99} Like I_2 , the formed I^\bullet radicals proceed to react with the accessible surface I^- ions forming a reactive diiodide radical $\text{I}_2^{\bullet-}$ species (eqn (9)). Alternatively, the reactive diiodide radical can be formed *via* the disproportionation of I_3^- (eqn (10)), helping rationalise the light-dependent mechanisms.^{34,99} The $\text{I}_2^{\bullet-}$ radical that is generated then proceeds to break down the perovskite structure, similar to I_3^- .³⁴ Removal of the illumination source reforms I_3^- and I^- from the disproportionation of two equivalents $\text{I}_2^{\bullet-}$. It is likely that both with and without illumination, the degradation is accelerated by the mobility of I^- species and the presence of surface defects, which contribute to the initial I_2 concentration and the formation of $\text{I}_3^-/\text{I}_2^{\bullet-}$.

While MAPbI_3 is a useful archetypal composition for studying the fundamental chemistry of perovskite systems we note the presence of additional, cation-dependent iodine degradation pathways, relevant for state-of-the-art PSCs. Indeed, FAPbI_3 undergoes cation-specific degradation mechanisms when compared to MAPbI_3 *via* destabilising the cubic α - FAPbI_3 photoactive phase. Tan *et al.* demonstrated that following exposure to I_2 vapour, the barrier to the formation of hexagonal δ - FAPbI_3 was lowered from 689 to 354 meV facilitated by the presence of interstitial iodine (Fig. 2b and c).¹⁰⁰ Combining the accelerated I_2 -induced phase instability of α - FAPbI_3 with the tendency of FAI to undergo halide oxidation presents a strong indicator that great care must be taken when storing and preparing high-performing perovskite compositions under ambient conditions.¹⁰⁰

Perhaps less discussed is the influence of I_2 within the precursor solution on the formation of iodoplumbates and the resulting morphology of perovskite films. Hu *et al.* proposed that during the perovskite crystallization process, polyiodide lead clusters, aggregate to form edge-sharing octahedral PbI_6^{4-} iodoplumbates. These iodoplumbates lead to cuboctahedral voids which are subsequently occupied with an organic or inorganic cation yielding the perovskite crystal structure.^{101,102} The formation of these iodoplumbate colloids is often controlled within the literature *via* molecules with Lewis basicity, which displace I^- as ligands on the Pb^{2+} centres.^{103,104} To this extent, dimethylsulfoxide (DMSO) has become widely prevalent as a co-solvent within the literature owing to its high Gutmann donor number, consequently reducing the number of higher-order polyiodides and slowing crystallisation.^{104–106} However, in the presence of excess iodine, the formation of higher coordination lead complexes becomes favoured reducing the efficacy of Lewis base additives.^{107,108} As such the presence of iodine in the precursor can strongly influence the perovskite morphology, which in turn can influence the stability.^{103,105,108,109}

In the previous section, we discussed the different pathways to the formation of molecular iodine and subsequent degradation. We next look at the effect of the iodine, once formed, on the performance of PSCs. The effect of I_2 on PSC performance is often overlooked; however recent studies have shown a significant impact on the intrinsic material properties of the



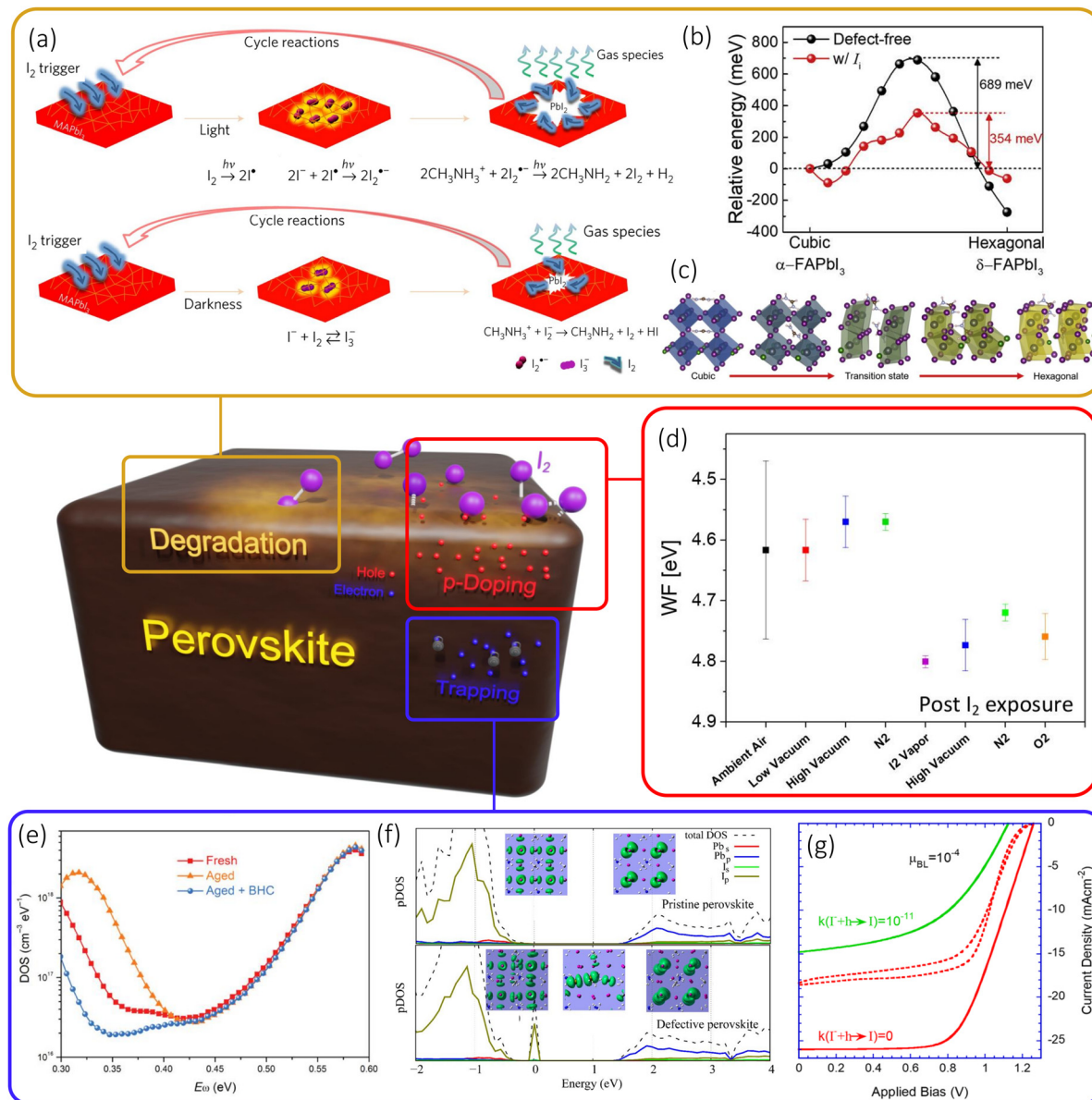


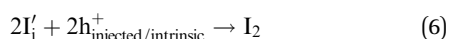
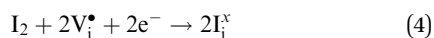
Fig. 2 Effects of I₂ formation on PSC performance. (a) Mechanism of iodine accelerated degradation of MAPbI₃ under illumination and darkness, both leading to the release of gaseous iodine. Adapted with permission.¹²⁰ Copyright 2016, Springer Nature. (b) DFT simulated energy pathway from cubic α-FAPbI₃, where iodine interstitials lower the activation energy to hexagonal δ-FAPbI₃ formation following iodine exposure. (c) DFT simulated geometries of phase change from α to δ FAPbI₃, where interstitial iodine provides lower energy transition states to the hexagonal phase. Adapted with permission.¹⁰⁰ Copyright 2020, Elsevier. (d) Work-function of MAPbI₃ pre and post I₂ exposure (N₂ used as carrier gas). Reprinted with permission.¹¹² Copyright 2017, American Chemical Society. (e) Thermal admittance spectroscopy measured on MA_{0.7}FA_{0.3}PbI₃ prepared with fresh perovskite solution, aged precursor shown to contain iodine and with BHC, where BHC is an iodine reductant. Reprinted with permission.⁵⁵ Copyright 2021, AAAS. (f) Total and projected density of states (DOS) of MaPbI₃ films without (above) and with (below) interstitial iodine, indicating the presence of trap states close to the valence band of MAPbI₃. Reprinted with permission.¹¹⁶ Copyright 2017, American Chemical Society. (g) Simulated JV characteristics of PSCs modelled with isoenergetic carrier transfer into transport layers (carrier mobility μ = 1 × 10⁻⁴) and a blocking potential of 0.9 eV towards minority carriers. The simulation includes no permeation of iodine into the transport layers (solid) and the effect of iodine permeation (dashed) with no hole trapping (red) and an iodine-induced hole-trapping rate of 1 × 10⁻¹¹ (green). Reprinted with permission.⁵⁶ Copyright 2023, Royal Society of Chemistry.

perovskite when exposed to the halogen vapour. Kim *et al.* suggested that exposure to iodine p-type dopes MAPbI₃, enhances electronic conductivity and reduces ionic conductivity.^{110,111} This occurs from the filling of intrinsic iodide vacancies in the film, preventing the trapping of carriers while also reducing the mobility of iodide vacancies as an ionic conduction mechanism.¹¹¹

Likewise, work by Zohar *et al.* also studying the properties of the interaction between iodine and MAPbI₃, reported a 150 meV deepening of the work function of MAPbI₃, consistent with p-type doping (Fig. 2d).¹¹² In this mechanism, iodine disproportionates on the perovskite surface, either neutralising a surface iodide vacancy (eqn (4)) or forming iodine interstitials (eqn (5)).¹¹²



In both cases, the perovskite becomes increasingly p-type doped. Perovskite materials are particularly susceptible to such p-type doping owing to their deep valence band energies and proximity to the iodine reduction potential around -5.7 eV.^{99,113} It has also been reported that iodine disproportionates on the perovskite surface to form a pair of oppositely charged interstitials I_i^+ and I_i^- .^{34,114,115} We note that this mechanism is equivalent to those discussed through eqn (7) and (8), and thus can be used interchangeably to rationalise both p-type doping and electrochemical oxidation. As a result of iodine-induced p-type doping, the MAPbI₃ films prepared by Zohar *et al.* showed an imbalance in the carrier diffusion lengths (D) changing from $D_e: D_h = 590:690$ nm to $D_e = 200:860$ nm.¹¹² We also note reactions (7) and (8) give an indicator of the ability of iodine to trap electrons from the conduction band. This is due to the energetics of the I_2 and I_3^- redox potential when compared to vacuum which can be deeper than the conduction band of many perovskite materials.^{36,99}



Given the mechanisms discussed above, it is not surprising that the exposure of PSCs to I_2 has a significant impact on trapping and subsequent performance loss. Indeed, thermal admittance spectroscopy on perovskite films prepared with deliberate I_2 inclusion at the precursor stage revealed significantly higher densities of shallow traps associated with the formation of I_3^- (Fig. 2e).⁵⁵ Interestingly, in the case of fresh perovskites, the density of trap states could be further reduced through the addition of the reductant suggesting that iodine may be unavoidable within fresh perovskite precursors unless treated with a reductant. This could be a consequence of a necessitated equilibrium quantity of I_2 , something discussed later in sections of this review. The presence of shallow traps was further discussed by Li *et al.* who, using computational methods, related the shallow traps to interstitial iodide atoms which form through the dissociation of iodine on the perovskite surface (Fig. 2f).¹¹⁶ Liang *et al.* further correlated the shorter carrier lifetimes with the presence of I_2 within perovskite films *via* encouraging photodecomposition of a prescribed PbI₂ excess into I_2 and Pb⁰ using illumination.⁶⁶ The decrease in time-resolved photoluminescence (TRPL) lifetime and photoluminescence (PL) intensity is consistent with the formation of I_3^- shallow trap states and p-type doping, whereby increased intrinsic hole densities increase the likelihood Shockley–Read–Hall (SRH) recombination.¹¹² More recently, Bitton *et al.* used

computational modelling to relate the iodine chemistry active within the PSC architecture to the device physics.³⁶ The study showed that both p-type doping *via* interstitial iodine formation and the reverse reaction, hole trapping from interstitial iodide anions, can dictate device performance. Indeed, the regeneration of neutral iodine species *via* the trapping of holes contributes significantly to losses in all photovoltaic parameters, an effect worsened when the transport layers are permeable to ions (Fig. 2g). Consequently, the evidence presents a strong argument for the prevention of iodine and iodide migration outside the active layer, an approach discussed in greater depth in later sections. In summary, the formation of I_2 reduces the photovoltaic performance of PSCs through: (i) the formation of trap states and mobile iodide interstitials (mobile recombination centres), (ii) inadvertent p-type doping creating an imbalance in the diffusion length of free carriers, and (iii) breakdown of pristine perovskite *via* the formation of corrosive triiodide species. As such, the effect of I_2 formation has been shown to directly contribute to losses in short-circuit current density (J_{sc}) and open-circuit voltage (V_{oc}).^{55,66,112,117–119}

In addition to the perovskite active layer, iodine also modifies the intrinsic properties and stability of the other layers which constitute the PSC architecture, such as the electrodes and charge transport layers. We will first consider the effect of iodine on the electrodes. The use of metals as electrodes in the presence of oxidising iodine is particularly problematic in the pursuit of long-term stable PSCs. This is particularly prevalent in metals such as silver, aluminium and copper, which undergo fast oxidation to form AgI, Al₂I₆ and CuI/CuI₂ respectively (Fig. 3a–c).^{97,121–124} Li *et al.* measured the resistance across the silver electrodes on PSCs during degradation noting significant oxidation of the Ag under application of bias within the first 10 hours.¹²⁵ Further studies by Wijesekara *et al.* used energy dispersive X-ray (EDX) coupled transmission electron microscopy (TEM) techniques to reveal that highly volatile iodine released from degrading perovskite films was sufficient to oxidise silver even in the absence of direct contact (Fig. 3d and e).¹²⁶ Somewhat surprisingly, Shlenskaya *et al.*, demonstrated that even gold, traditionally considered a stable metal when in the solid state, is not exempt from iodine-induced oxidation when used as an electrode.¹²⁷ The damage to the gold electrode is triggered by an interaction between iodine with MA forming a highly reactive polyiodide species.¹²⁸ The polyiodide melts, with chemical formula MAI-nI₂, oxidize the surface of the gold forming a new tetragonal phase with the formula MA₂Au₂I₆.¹²⁷ More recently, similar reactions with Cu electrodes have been identified leading to the formation of MACu₂I₃.¹²¹ As such, the use of metals presents a significant challenge when used in iodine-based PSCs. This challenge may be overcome by using new inert electrodes such as carbon or carbon nanotube electrodes (CNTs), which have shown excellent longevity and can even exhibit enhanced properties following iodine doping.^{33,129} However, significant performance improvements are still required in devices prepared using oxidation-resistant electrodes to reach the state-of-the-art.¹³⁰ Interestingly, the effect of I_2 also extends to the transparent



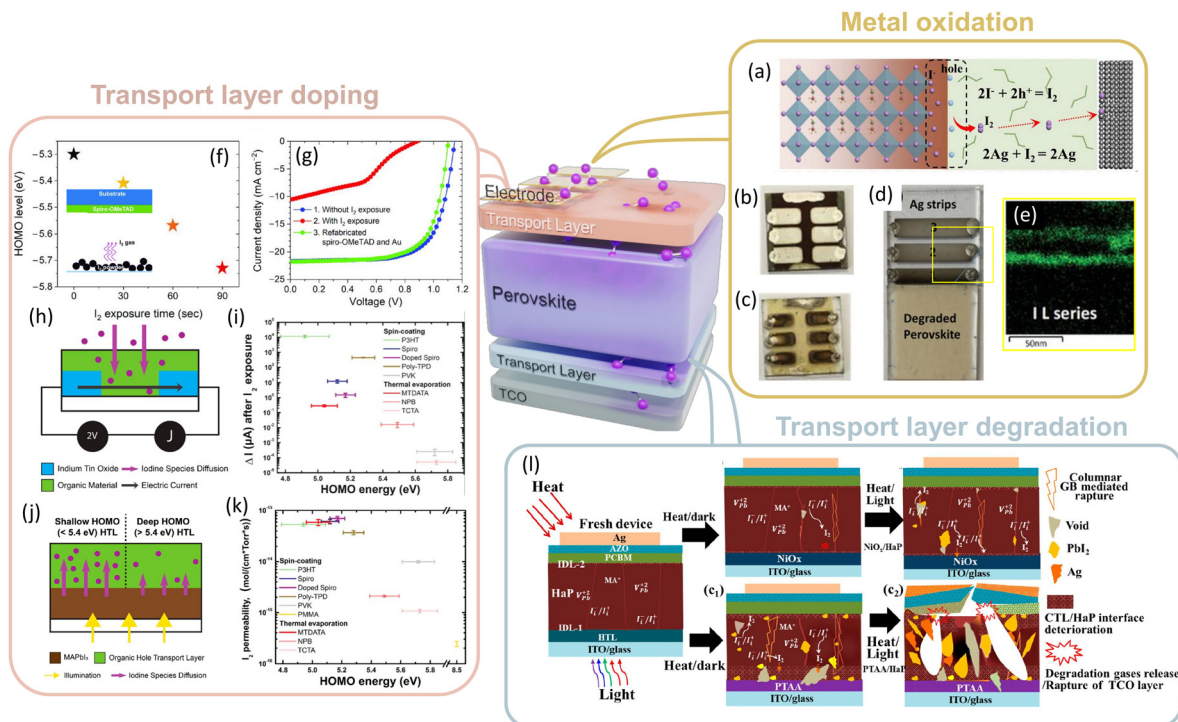


Fig. 3 Effect of I_2 on other components of PSC. (a) Oxidation of iodide to iodine and subsequent oxidation of silver electrode to AgI. Reprinted with permission.¹²⁵ Copyright 2023, Elsevier. (b) and (c) Photographs of (b) fresh (Ag) and (c) aged PSCs with high quantities of AgI. (d) degradation of a perovskite film in proximity to Ag strips to measure AgI formation. (e) EDX-coupled TEM showing iodide distribution across the silver strips demonstrating oxidation of the electrode occurs readily during perovskite degradation. Adapted with permission.¹²⁶ Copyright 2021, Wiley. (f) Plot of spiro-OMeTAD HOMO deepening from exposure to I_2 vapour. (g) JV curve data of PSCs prepared before and after exposure of the HTL to I_2 vapour. Reprinted with permission.¹³² Copyright 2020, Wiley. (h) and (i) Schematic of current measurements across organic conductors exposed to I_2 and (i) resulting change in current as a function of HOMO energy for a range of HTLs. (j) Schematic of I_2 permeability from the perovskite through the HTL. (k) Plot of I_2 permeability as a function of the energy of HOMO for a range of organic HTLs. Reprinted with permission.¹³⁵ Copyright 2021, American Chemical Society. (l) Schematic of the influence of I_2 on the deterioration of perovskite and NiO/PTAA interfaces and the associated effect on total PSC stability. Reprinted with permission.¹¹⁵ Copyright 2021, American Chemical Society.

conductive metal oxide electrode, typically indium or fluorine-doped tin oxide (ITO/FTO). Ultraviolet photoelectron spectroscopy (UPS) and X-ray photoelectron (XPS) studies by Sun *et al.* report that exposure of I_2 or Br_2 to ITO modified the work function of the electrode, increasing significantly as a function of I_2 concentration.¹³¹

Like the electrodes and perovskite active layer, the charge transport layers can undergo both strong p-type doping and degradation following exposure to I_2 . 2,2',7,7'-Tetrakis [*N,N*-Di(4-methoxyphenyl)amino]-9,9'-spirobifluorene (Spiro-OMeTAD), a common HTL, undergoes p-type doping with I_2 leading to deepening of the highest occupied molecular orbital (HOMO) and the formation of a barrier to efficient hole extraction (Fig. 3f).^{91,132} The effect of this barrier can be observed in device JV characteristics presenting a characteristic “knee” feature and significantly worsened device performance (Fig. 3g).¹³² Similarly, deepening of the energy levels as a result of iodine doping has also been reported in poly(3-hexylthiophene)(P3HT), (6,6)-phenyl C_{60} butyric acid methyl ester (PCBM), C_{60} and a range of other small organic semiconductors upon exposure to I_2 .^{133–135} Kerner *et al.* related the extent to which p-type doping occurs to the first ionisation potential, referred to as the HOMO level energy in organic

semiconductors.¹³⁵ In the work, the authors report organic transport layers with a shallower HOMO, are most readily oxidised and therefore undergo the most significant doping. Experimentally, the authors find transport layers with shallower HOMOs yield the largest change in current following I_2 exposure (Fig. 3h and i). Likewise, a similar relationship is reported between the HOMO energy and the permeability of I_2 through the transport materials (Fig. 3j and k).¹³⁵ It should also be noted the permeability of iodine with organic materials can be amplified by virtue of ionic interdiffusion with dopants such as Li^+ and Co^{2+} , necessitated in many organic HTLs, most notably spiro-OMeTAD.¹³⁶ The choice of HTL is also essential for minimising the concentration of free holes and thus reducing the oxidation of free iodide ions (eqn (6)). The choice of the transport layer and its impact stability was recently discussed by Khadka *et al.*¹¹⁵ In the work the authors highlight the importance of maintaining an efficient hole-extracting interface for preventing both I_2 evolution and the formation of destructive voids within the perovskite layer (Fig. 3l). Consequently, PSCs prepared using NiO, an inorganic HTL, exhibit better stability compared to PTAA, an organic HTL. This was attributed to the faster degradation of the organic component with I_2 and the associated loss of the hole-collecting



interface.¹¹⁵ Indeed, when compared to inorganic HTLs, organic polymers and molecules are susceptible to the slow iodination of unsaturated alkenes and aromatic rings with I₂.^{135,137–140} Recently, it was suggested that P3HT can undergo crosslinking when exposed to I₂, changing the material properties and likely the interface.¹³⁵ In contrast, NiO_x undergoes a surface anion exchange to form a thin NiI₂ layer, but crucially will largely retain a hole-extracting interface.^{96,115} As such, choosing HTLs that are tolerant to I₂ and undergo minimal p-type doping is crucial for reducing the formation of voids and improving the stability of PSCs.³⁶

Iodine is a strong oxidizer and is formed *via* several mechanisms in lead-based PSCs, including from the precursors, superoxide formation and exposure to light or electric fields. Once formed, I₂ dopes the perovskite active layer, forming shallow traps and reducing the performance of devices. Furthermore, the challenge of I₂ and its associated forms I₃⁻ and I₂^{•-}, the species responsible for the downfall of DSSC architectures, continues to hinder the longevity of PSCs. In this sense, the presence of mobile and reactive halide ions in a dynamic solid-state ion conductor remains a key cause of the instability associated with lead-based PSCs. This can be seen clearly when comparing lead-PSCs to previous generous inorganic technologies and represents a barrier to the long-term commercial success of lead-perovskite technologies. Equally significant is the effect of iodine on the other components required to make functioning PSCs. Like the active layer, iodine both dopes and degrades the charge transport layers and transparent metal oxides, hindering the extraction of carriers out of the cell. This in turn contributes further to the oxidation of iodide ions and further evolution of molecular iodine. As such, further work is needed in both identifying and remedying the mechanisms through which iodine can form and act on the perovskite in high-efficiency PSCs.

Iodine in tin perovskite

In the previous section, we discussed how I₂ could compromise the medium and long-term stability of lead PSCs. The effect of iodine is significantly amplified in tin-perovskites owing to a predisposition to undergo oxidation from Sn²⁺ to an Sn⁴⁺ oxidation state. As such, when exposed to oxygen, tin perovskites undergo rapid and significant decomposition on the scale of minutes to hours (Fig. 4a). Very recently, I₂ evolution has been identified as an additional key oxidiser responsible for the poor stability of tin perovskites. Interestingly, the ability of Sn nuclei to undergo sp³ hybridisation, forming an Sn(IV) oxidation state, creates new distinct iodine degradation pathways, not present within the lead systems previously discussed. As such the formation of the SnI₄ oxidation product, the lead (Pb) analogue of which cannot form, creates new chemistry within the tin perovskite system by which iodine can be formed and oxidize pristine perovskite. The effect of this can be easily seen by comparing the reported stabilities of tin and lead PSCs.^{33,38,48,130} Furthermore, the presence of SnI₄ is known to contribute to the trapping of carriers reducing the performance of PSCs.³⁸ To make this challenge worse, the presence of small

quantities of SnI₄ is largely unavoidable within commercial precursors, often making batch-to-batch reproducibility difficult.

Once oxidised, the facile and rapid decomposition of SnI₄ into I₂ has been reported to occur from one of two mechanisms (Fig. 4b); (i) light-driven ligand metal charge transfer (LMCT),²⁰ and (ii) the disproportionation of SnI₄ with water and oxygen under atmospheric conditions.³⁸ Considering first the former mechanism, when exposed to visible light, SnI₄ undergoes a photoreduction forming SnI₂, and releasing I₂. Once the external light stimulus is removed, the formed I₂ oxidizes the pristine perovskite back into SnI₄ leading to degradation and the breakdown of the perovskite crystal structure. Through this mechanism, tin-PSCs can incur degradation when stored under illumination (light) even in an inert atmosphere (Fig. 4c).²⁰ While yet to be discussed within the context of tin-PSCs it is likely that iodine radical mechanisms discussed in the previous section will also contribute to this degradation pathway, with the formation of iodine radicals unlikely to be exclusive to Pb-based systems. To date, the activity of iodine photoradicals has yet to be discussed within the tin-perovskite system. The degradation is further accelerated when exposed to ambient (moisture and oxygen) conditions. Lanzetta *et al.* revealed that when under ambient conditions, SnI₄ within the film undergoes fast hydration to form HI and SnO₂.³⁸ As discussed previously, the HI then undergoes subsequent oxidation with oxygen yielding I₂ and water. Once formed, the iodine rapidly oxidises perovskite to form SnI₄, thus continuing the cycle. Crucially, with each iteration of the cycle two equivalents of iodine are formed leading to an exponential degradation mechanism which accelerates with each generation (Fig. 4d).^{38,42} Interestingly, the Sn²⁺ states undergo such fast and favourable oxidation when exposed to I₂ that Sn²⁺ states in the form of SnS aerogels have previously been exploited to capture scavange gaseous I₂, forming SnI₄ and SnI₄(S₈)₂.^{141–143} It is therefore of fundamental importance to improve the tolerance of Sn²⁺ to oxidation to slow the evolution of I₂.

In addition to the decomposition of SnI₄, I₂ has also been reported to form *via* the reaction of dimethyl sulfoxide (DMSO) and HI during the perovskite annealing process.^{53,54} While an interesting observation, and one which highlights an important route for I₂ formation, the concentration of HI is likely to be low during the fabrication process when DMSO is present unless added intentionally as a means to modify grain size. I₂ evolution from HI during the fabrication is therefore unlikely to contribute significantly to the long-term stability of PSCs, provided the precursors have been properly stored. Nevertheless, the formation of HI post-fabrication remains problematic, owing to oxidation with oxygen and potentially other chemical pathways such as interaction with transport layers.³⁸ Very recently it has been suggested that as per the lead system, reactive superoxide species can be generated from tin perovskites.^{144,145} However, further work is needed to confirm this observation *via* directly observing the superoxide formation rather than measuring the consumption of a probe, which itself may be prone to instability. Furthermore, the probe used within the study, 1,3-diphenylisobenzofuran (DPBF), is



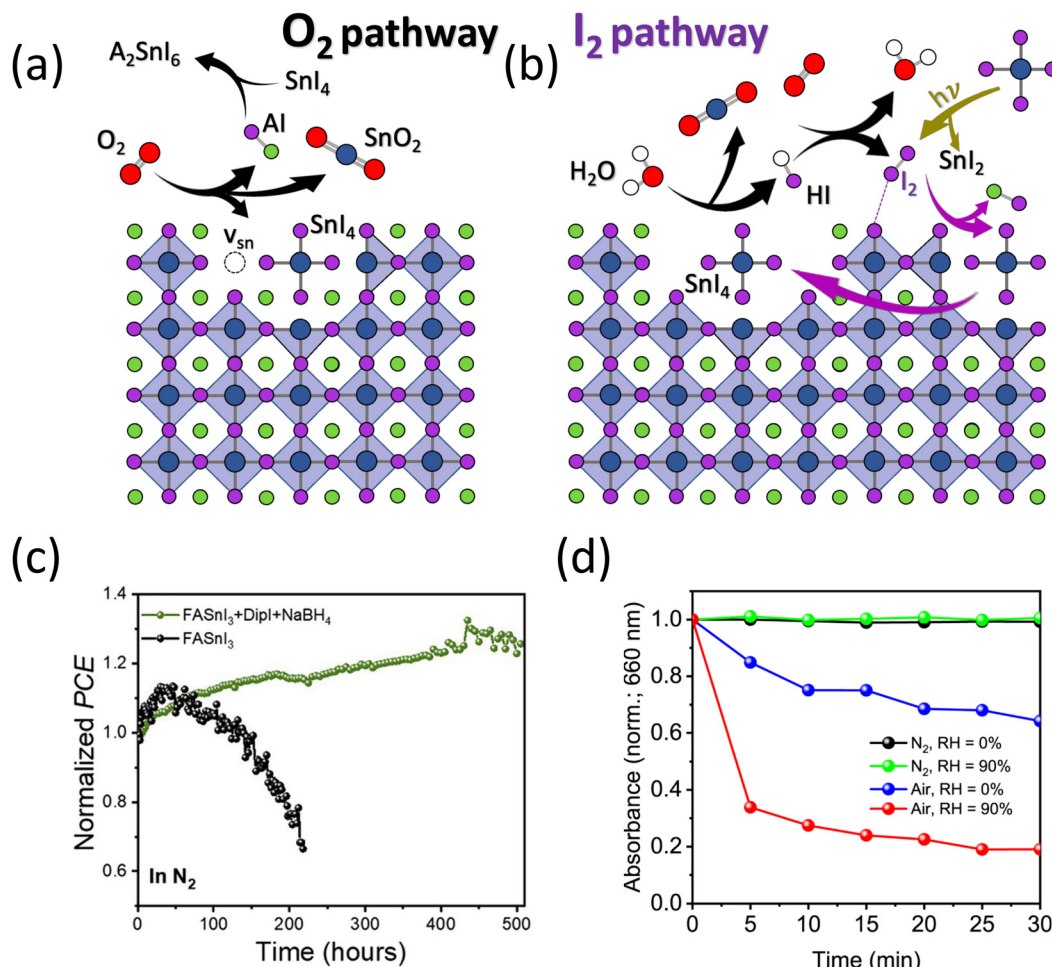


Fig. 4 Degradation mechanisms of ASnX₃ perovskite. (a) Schematic of ASnX₃ oxidation to SnI₄ and SnO₂ from exposure to O₂. (b) Schematic of I₂-mediated degradation of tin perovskite.⁴⁹ (c) Inert storage stability of FASnI₃ perovskite devices with and without NaBH₄ as a reductant. Reprinted with permission.⁴⁹ Copyright 2022, Elsevier. (d) Normalized UV-vis absorbance demonstrating the impact of combined oxygen and moisture on the stability of tin perovskite films. Reprinted with permission.³⁸ Copyright 2021, Springer Nature.

sensitive to singlet oxygen O₂¹ and great care must be taken to differentiate between the photogenerated oxygen compounds.¹⁴⁶

In addressing the problem of iodine evolution within tin perovskites a two-part strategy is required, focusing simultaneously on both prevention and neutralisation. Firstly, great effort must be made to produce perovskites with high intrinsic stability. This can be achieved by ensuring low starting concentrations of both I₂ and SnI₄ which both contribute strongly to the instability as discussed. Secondly, an active iodine management strategy is required to neutralise the oxidising species as they form. Such strategies are required for both lead and tin perovskites and are therefore compared together later in the discussion sections of this review. Focusing on specific strategies to improve the intrinsic stability of tin perovskites, purification of the SnI₂ precursor has become a well-established step for producing high-performing tin PSCs.³⁸ This purification can take several forms and includes the use of a reductant such as metallic Sn nanoparticles to convert SnI₄ to SnI₂ within the precursor or performing a thermal treatment.^{147–150} Alternatively, high-quality SnI₂ can be synthesised reproducibly in a laboratory

environment through the reaction of tin metal and concentrated HCl followed by displacement of Cl with I₂ and purification with Sn metal.^{37,151,152} Likewise, it is also important to note the potential for the cations to oxidize and release iodine if stored improperly. Furthermore, it is also likely that the cations can contribute HI to the precursor if improperly stored, which could encourage the formation of iodine during annealing.^{53,54}

The intrinsic stability and tolerance of tin perovskite films to iodine can be improved *via* structural and compositional tuning. This can be achieved most directly *via* the substitution of iodide anions in favour of bromide (Fig. 5a). Perovskites prepared in which iodide ions are substituted in favour of bromide, exhibit improved intrinsic stability, forming stronger bonds with the metal centre, and undergoing photolysis at significantly higher dissociation energies.^{56,67,97,152,153} Furthermore, solar cells prepared with perovskite films comprising sub-stoichiometric bromide fractions have been shown to exhibit improved device performance, owing to greater structural order and reduced trapping.^{24,48,152,153} However, as per the lead analogues, the fraction of iodide suitable for replacement with bromide remains low



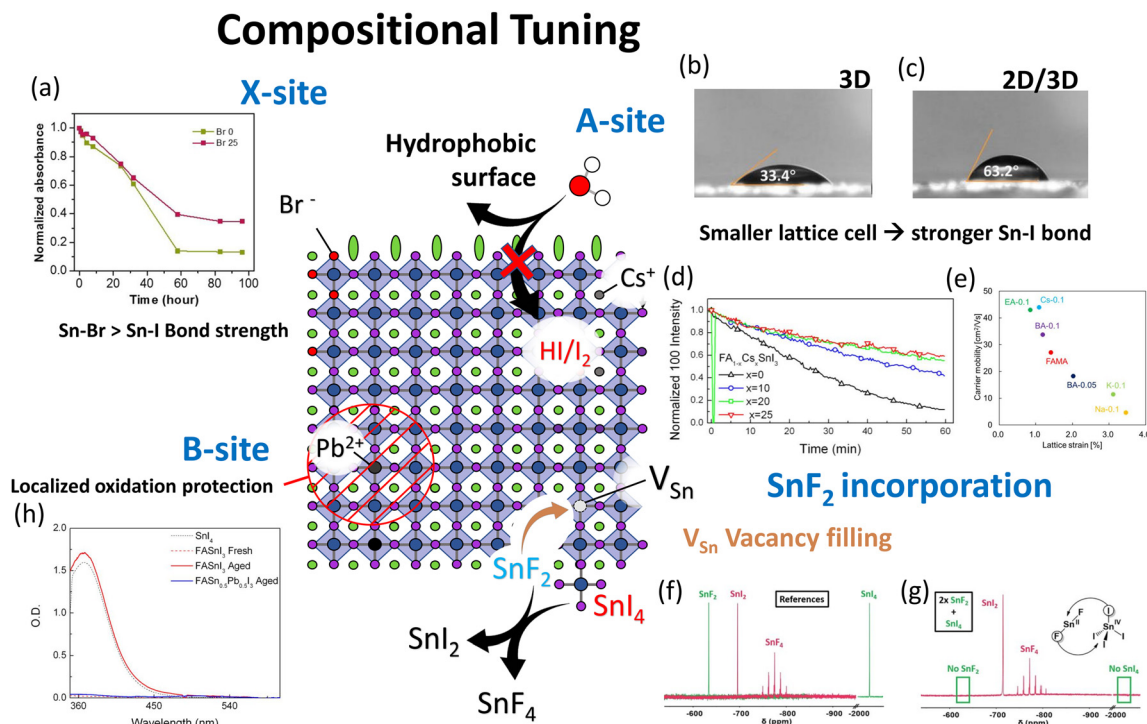


Fig. 5 Preventing I_2 formation *via* structural tuning. (a) Normalized absorbance (500 nm) of $FASn(1-x)Br_xI_3$ showing improved stability of the perovskite film when substituting 25% I^- with Br^- . Reprinted with permission.¹⁵³ Copyright 2018, American Chemical Society. (b) and (c) Photographs of the contact angle between substrate and water droplet on (b) a 3D perovskite surface, and (c) a 2D (neo-pentylbutylammonium iodide) capped 3D perovskite. Reprinted with permission.¹⁵⁴ Copyright 2022, Wiley. (d) Normalized diffraction intensity of the 100 plane of $FA_{1-x}Cs_xSnI_3$ with varying concentrations of Cs cations. Reprinted with permission.²⁶ Copyright 2017, American Chemical Society. (e) Relationship between incorporation of small cations and associated lattice strain on the carrier mobility of $FA_{0.75}MA_{0.25}SnI_3$. Reprinted with permission.¹⁵⁵ Copyright 2019, American Chemical Society. (f) and (g) ^{119}Sn NMR spectra of (f) SnF_2 , SnI_2 , SnF_4 and SnI_4 reference positions and (g) combination of SnF_2 and SnI_4 showing peaks corresponding to SnI_2 and SnF_4 . Reprinted with permission.¹⁵⁶ Copyright 2021, Wiley. (h) Absorbance spectrum of pure tin ($FASnI_3$) and mixed tin-lead ($FASn_{0.5}Pb_{0.5}I_3$) perovskite, revealing near negligible SnI_4 generation upon substitution of 50% Sn with Pb. Reprinted with permission.²⁶ Copyright 2017, American Chemical Society.

to maintain good spectral overlap with solar irradiation. Consequently, halide exchange can only constitute a minor role in tin stabilizing strategies.

The cation choice (A-site) also contributes significantly to dictating the intrinsic stability of tin-perovskite thin films. Firstly, varying the hydrophobicity of the organic cation affords opportunities to prevent the interaction between the perovskite with moisture, essential for preventing SnI_4 hydration, the first step of SnI_4 chemical decomposition into I_2 (Fig. 4b).³⁸ This is of high importance owing to the tendency of the small organic cations such as MA^+ and FA^+ to undergo hydrogen bonding with water, prompting the hydrolysis of the tin iodide.^{157–159} The use of large hydrophobic cations is a promising approach to tackle this challenge by forming 2D or quasi-2D perovskites as hydrophobic capping layers.^{2,25,27,154} Alternatively, the interaction of the surface can be tuned *via* the application of thin protective interlayers, reducing the surface interaction with moisture and oxygen (Fig. 5b and c).^{160,161} Leijtens *et al.* demonstrated that substituting the FA cation with up to 20% Cs could improve the overall stability of the film, retaining its crystal structure for longer periods with increasing Cs fraction (Fig. 5d).²⁶ The reduction in unit cell dimensions upon the addition of Cs is suggested to shorten and strengthen the Sn–I

bond, increasing the energetic barrier to SnI_4 formation. In addition to slowing oxidation, the reduction of lattice strain has also been demonstrated as beneficial to carrier mobility increasing from $27.07\text{ cm}^2\text{ V}^{-1}\text{ s}^{-1}$ in a pure MAFA-based perovskite up to $43.96\text{ cm}^2\text{ V}^{-1}\text{ s}^{-1}$ upon substituting 10% of the A site with Cs^+ (Fig. 5e).¹⁵⁵ When combined with a more hydrophobic capping layer, the two approaches offer a promising solution to surmounting the joint problems of oxidation and hydrolysis of SnI_4 at the perovskite surface.

In the previous section, we discussed the mechanisms by which SnI_4 readily generates I_2 *via* either illumination (LCMT) or displacement with oxygen. As such, it is vitally important to stabilise Sn^{2+} to avoid oxidation into Sn^{4+} and slow the cycle of degradation. Great success in this regard has been achieved *via* the addition of small fractions of SnF_2 or $SnCl_2$ to create a stoichiometric excess of Sn within the perovskite film. SnF_2 as an additive was first identified as promising in perovskite solar cells over a decade ago, whereupon significant improvements in PSC photocurrents could be achieved upon inclusion of the additive.⁴⁰ Similar observations were made by Kumar *et al.* who went on to attribute this photocurrent increase to a reduction in the hole carrier density, affording a more intrinsic perovskite semiconductor.¹⁶² The origin of the p-type doping for which



SnF₂ remedies was attributed to the formation of tin vacancies which form upon Sn²⁺ expulsion from the perovskite lattice.^{163,164} As discussed previously, within the lead-perovskites, reducing the intrinsic hole density is highly beneficial for avoiding the oxidation of iodide anions to iodine within the film. Furthermore, the addition of the SnF₂ has been also shown to improve the morphology of the resultant film, creating a more compact interface and improving the moisture and oxygen resilience. Unsurprisingly, the addition of SnF₂ has become amongst the most widely adopted tin-PSC additives within the literature. Recently, Zillner *et al.* suggested that the F⁻ anions undergo accumulation at the interface with poly(3,4-ethylene dioxythiophene):poly(styrene sulfonate) (PEDOT:PSS), suggesting the formation of a possible SnS_x interlayer.¹⁶⁵ However, the exact origin of the sulfur remains unclear within this work. Nevertheless, the results within the work suggest that an interaction between the HTL and SnF₂ may occur. More recently, Pascual *et al.* offered mechanistic insights as to the ability of SnF₂ to promote the reduction of SnI₄ by observing that the combination of both species leads to the formation of SnF₄ and SnI₂ from ¹¹⁹Sn NMR.¹⁵⁶ The driving force of this chemistry stems from the higher reactivity of the fluoride ion relative to the iodide and therefore greater stability of SnF₄ in the Sn⁴⁺ state relative to SnI₂, promoting a ligand exchange between the two tin compounds. The resulting reduction in SnI₄ will directly slow the formation of iodine and associated iodine-induced degradation.³⁸

The stability of tin-based PSCs can also be improved *via* the partial substitution of tin cations in favour of lead, producing a tin–lead binary structure.^{166–168} When exposed to oxygen, two adjacent Sn²⁺ sites are required to form SnI₄ and SnO₂. Partially removing Sn²⁺ sites in favour of Pb²⁺ which cannot undergo the same chemistry discussed above. Moreover, this prevents the conventional mechanism of oxygen-induced degradation occurring in the immediately surrounding area (Fig. 5).³⁸ Consequently, when well dispersed, each Pb²⁺ cation can prevent the oxidation of surrounding tin cations. As such, even at 50% Sn substitution in mixed tin–lead systems, dramatic reductions in SnI₄ formation have been observed (Fig. 5h).²⁶ The prevention of SnI₄ formation has a dramatic effect on the suppression of I₂ evolution slowing degradation. Consequently, tin–lead binary perovskites can achieve superior stability and device performance to that of pure tin.

While several studies have directly probed the effect of iodine on the device performance of lead PSCs, little attention has been dedicated to the consequences of I₂ exposure on tin PSCs. This is owed to a combination of how recently I₂ was discovered within tin perovskite and the significantly lower tolerance of tin perovskites to oxidizers, most notably oxygen. It therefore is useful to observe the doping characteristics and mechanisms of iodine within other semiconducting materials to speculate on the tin system. It is well documented that the addition of I₂ to various semiconductors leads to p-type doping *via* the removal of an electron to form iodide interstitials (I_i⁻).^{34,112,115} This phenomenon has been demonstrated to occur across a wide range of materials including metal oxides, organic semiconductors and lead perovskites, suggesting similar doping phenomena likely to occur within the tin

perovskite.^{111,112,132,133} Tin perovskite is well known to have p-type characteristics, a phenomenon previously linked to the presence of Sn²⁺ vacancies (V_{sn}).^{153,162,164} Furthermore, as tin perovskite degrades the p-type doping increases *via* the formation of more tin vacancies.^{38,153} It is therefore unclear to what extent the interaction of iodine with the tin perovskite may be contributing to the p-type doping observed within tin PSCs and, more significantly, to what extent the progressive doping may be circumvented through the neutralisation of iodine towards a more intrinsic semiconductor. In addition to doping tin-PSCs, the interaction of iodine with the perovskite leads to the formation of SnI₄ and tin vacancies both previously reported to facilitate recombination.^{38,164,169,170} Lanzetta *et al.* revealed that the addition of +2 mol% of SnI₄ to the precursor was sufficient to significantly lower the current to nearly a third while also reducing the voltage.³⁸ As such improving the stability will inevitably enhance the performance and *vice versa*.

Discussion

In the previous sections, the significance of iodine formation on both the stability and performance of lead and tin PSCs was discussed. We next discuss strategies which look to mediate both the short and long-term impact of iodine formation on device performance. The most obvious approach to this end is the substitution of I⁻ with other anions such as Br⁻ or Cl⁻. These compositional changes improve the chemical stability *via* forming stronger bonds to the B-site metal centres while also having higher oxidation potentials. However, as discussed, changes to the band gap in addition to the formation of iodine-rich phases place practical limitations on the fraction of iodine which can be replaced.¹⁷¹ Consequently, new strategies and understanding are required to improve the stability of the highest performing iodine-rich PSCs which target (i) minimising the starting quantities of I₂ and preventing I⁻ oxidation during fabrication, (ii) developing dynamic processes which reduce the I₂ as it is formed and (iii) minimising the evolution of iodine when subject to operational stresses. Consequently, the optimum strategy looks to produce PSCs with a low intrinsic concentration of I₂, where oxidation is thermodynamically disfavoured. In this strategy, I₂ formation from operational stresses is minimised to allow regenerative reducing redox reactions to compete and maintain a steady state of operation.

Achieving a low intrinsic concentration of I₂ within the perovskite precursor is essential in managing iodine which can catalyse degradation in both tin and lead-perovskites. As early as 2015 the merits of reductant incorporation within the precursor on I₂ evolution, morphology and performance have been known. Zhang *et al.* identified that hypophosphorous acid (HPA), used commercially to stabilise hydroiodic acid, may be beneficial in reducing I₂ and stabilising I⁻. This, in turn, leads to a reduction in the number of higher oxidation polyiodides within the precursor, enlarging grain size.¹¹⁷ Furthermore, when used in tin perovskite, HPA can reduce



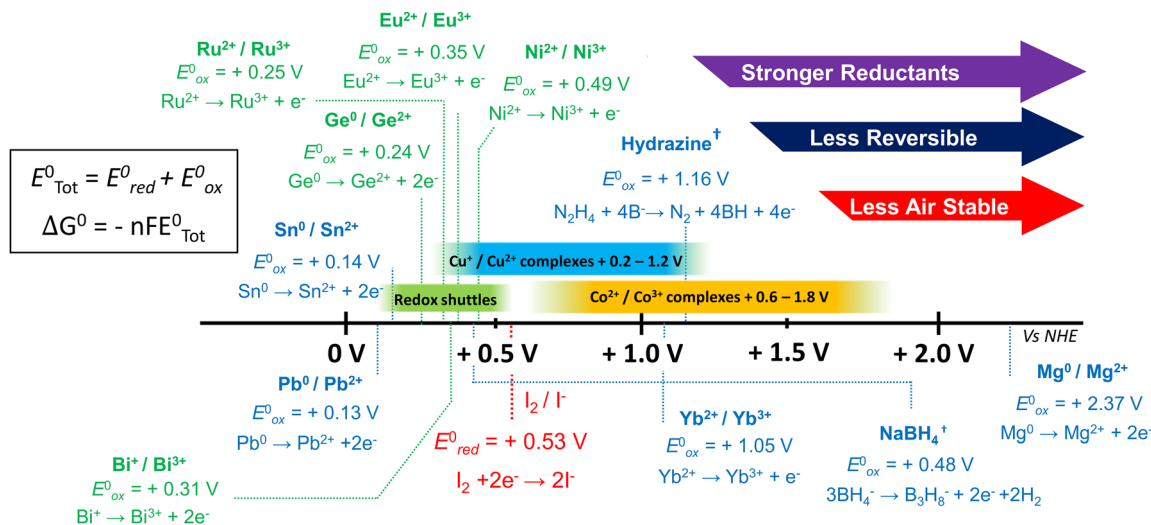


Fig. 6 Oxidation potentials of various reductants. Plot of the oxidation potentials of different reductants vs. normal hydrogen electrode (NHE) under standard conditions. These values are provided as a rough estimate to aid the identification of useful redox couples. The iodine/triiodide reduction potential is given in red. Redox couples between the oxidation of $\text{Pb}^0/\text{Pb}^{2+}$ and $\text{I}_2/2\text{I}^-$ (green) can undergo disproportionation to act as a redox shuttle for the formation of PbI_2 . Spontaneous redox chemistry occurs when $\Delta G < 0$.^{97,191–194}

the tendency of Sn^{2+} to undergo oxidation.^{172,173} Recently, Chen *et al.* demonstrated a benzyl-substituted hydrazine salt, benzyl hydrazine hydrochloride (BHC), as a highly effective Iodine reductant within lead PSCs. After generating I_2 within their $\text{MA}_{0.7}\text{FA}_{0.3}\text{PbI}_3$ perovskite precursors, the authors incorporated a BHC additive, improving the average PCE of devices prepared from control and I_2 -containing solutions from 21.8 and 19.2% respectively, up to 23.3%. Crucially, the BHC-treated PSCs exhibited significantly improved stability with the BHC containing perovskite retaining over double the PCE of the control after 1000 hours under illumination.⁵⁵ More recently, the same group incorporated the same BHC additive within all-perovskite tandems achieving an impressive large area (14.3 cm^2) efficiency of 21.6%.¹⁷⁴ Recently, 4-fluorobenzothiohydrazine was shown to stabilise all-inorganic CsPbI_3 enabling a PCE of 21.41%, amongst the highest reported values for fully inorganic PSCs.¹⁷⁵ Likewise, Zhang *et al.* used hydrazine sulfonate to stabilise narrow band-gap ($\approx 1.24 \text{ eV}$) Pb-Sn binary PSCs enabling high PCEs of 23.17%.¹⁷⁶ To this end, several hydrazine derivatives have been incorporated within PSCs owing to high oxidation potentials (Fig. 6) and the formation of inert N_2 oxidation products.^{55,115,177–179} Nevertheless, there remains a gap in knowledge concerning design criteria for hydrazine additives. The recent success of benzylated hydrazine derivatives, suggests a milder and less aggressive reductant version of hydrazine is beneficial. Hydrazine can also be used as a reducing vapour to minimise the fraction of iodide anions which undergo oxidation during the deposition and annealing processes. Song *et al.* demonstrated that preparing tin-iodide PSCs under a hydrazine atmosphere was highly beneficial for reducing SnI_4 during processing and subsequent filling of Sn^{2+} vacancies.¹⁸⁰ However, it is important to note that while effective, hydrazine

has several significant health and safety hazards including toxicity and a tendency to form a flammable vapour.¹⁸¹ As such the practicalities of using hydrazine as a reducing vapour during fabrication must also be considered, particularly when considering scalability.

$$E_{\text{redox}} = E^\circ + \frac{RT}{2F} \ln \left(\frac{[\text{I}_3^-]}{[\text{I}^-]^3} \right). \quad (11)$$

While undoubtedly beneficial, simply reducing the starting concentration of iodine within the precursor and during fabrication is insufficient to ensure long-term operational stability. This is a consequence of the propensity of iodine to form under operation. Furthermore, the oxidation of iodide to iodine and subsequent reduction back to iodide are subject to a dynamic equilibrium.¹⁰⁰ As such the redox potential is likely influenced by the Nernst potential (eqn (11)), a function of the concentration ratio of the oxidised and reduced species.⁹⁹ This makes achieving completely iodine-free PSCs thermodynamically difficult. For this reason, we speculate that a low equilibrium concentration of iodine may be unavoidable and thus management within the active layer inevitably becomes necessary. This can be achieved *via* the application of dynamic reduction processes or by influencing the iodine-iodide-triiodide equilibrium constant to discourage the oxidised form.¹⁰⁰ Sanchez-Diaz *et al.* utilized a mild active reductant (Fig. 6) namely, sodium borohydride (NaBH_4), to purify the precursor while also dynamically reducing I_2 during operation under illumination. The strategy was shown to be effective at improving the stability of tin perovskite devices, leading to a 130% increase in the initial PCE after 500 hours under illumination in an inert atmosphere. In comparison, the control devices (no NaBH_4) failed after 200 h.⁴⁹ However, like hydrazine-based compounds, exposure of the NaBH_4 to air leads to the oxidation of the

† The oxidation potential of hydrazine and NaBH_4 are pH-dependent varying significantly with oxidation product.



reductant, and is thus most effective when used in encapsulated devices. As such, finding effective iodine reductants which are stable to ambient conditions presents a difficult challenge. A potential solution presented by Liu *et al.* details how I₂ evolution can be managed during processing *via* the addition of methylamine to the precursor solution. The authors of this study suggest that the addition of methylamine as a base results in an increase in precursor basicity leading to a disproportionation reaction of iodine into I⁻ and iodate anions (IO₃⁻) mediated by trace water.^{109,182} Further investigation into the mechanism revealed a correlation between the p*K*_a and the efficacy of disproportionation, with strong Arrhenius bases such as NaOH and KOH most effective at preventing I₂ evolution.¹⁸³ Such strategies represent an effective way to influence the iodine-iodide-triiodide equilibrium processes. Very recently, Sun *et al.* reported the use of potassium formate (HCOO⁻K⁺) as an effective and oxygen-stable iodine reductant.⁹⁵ The study demonstrates that iodine formation within the precursor solution can be mitigated *via* the addition of formate anions yielding CO₂ and both I⁻ and H⁺ ions. These products are benign to the function of the PSCs enabling a high performance of 23.8% and good accelerated stability in ambient conditions.⁹⁵

Despite recent advances in device PCE and stability, the reliance on a finite concentration of a reductant additive which may become increasingly depleted during operation is sub-optimal. An alternative strategy involves the design and integration of new redox mediator compounds within the perovskite active layer (Fig. 7a). These redox shuttles are designed to undergo disproportionation, facilitating I₂ reduction before regenerating to the initial state *via* undergoing redox chemistry with other ions. Such regenerative approaches which are not consumed during operation hold great promise for asserting greater control over the redox processes within PSCs. This approach was well demonstrated by Wang *et al.* who opted for the use of the Lanthanide metal salt europium iodide (Eu³⁺/Eu²⁺) redox couple to reduce I₂ formed within the perovskite into more benign I⁻.¹¹⁸ The Eu³⁺ could then be regenerated *via* the oxidation of metallic Pb⁰ into Pb²⁺ (Fig. 7b), producing a beneficial regenerative cycle which, crucially, can function perpetually without depleting the additive. By removing I₂ and Pb⁰-based traps, PSCs prepared with Eu²⁺ exhibited improved PCE, increasing from 18.5% to 20.7%. The devices incorporating the additional regenerative redox pathways also exhibited far superior stability retaining a 93% initial PCE when stored under illumination and 91% when stored at 85 °C, in an inert atmosphere over a 1500-hour test period. The desirable redox potential of the Eu²⁺/Eu³⁺ redox couple has since seen the iodide salt (EuI₂) replaced in favour of various alternative salts with a range of counter anions.^{184–186} Nevertheless, the benefits of redox pathways to reduce I₂ have yet to be fully realised. Indeed, several transition and lanthanide metals have suitable redox potentials to encourage redox chemistry between Pb⁰ and I₂ as shown in Fig. 6. Furthermore, the oxidation potentials of many metals can be tuned by the choice of ligand. In this regard, the Cu⁺/Cu²⁺ redox pair is particularly promising owing to a

library of reported complexes with oxidation potentials between the lead and iodine redox reactions.^{187,188} We also highlight the excellent oxidation potentials of Ni²⁺ and Ru²⁺ complexes to act as redox shuttles (Fig. 6).^{189,190} Additionally, milder regenerative reductants are less reactive towards oxygen and ambient conditions, improving the effectiveness of the approach compared to the use of stronger reductants.

In addition to being thermodynamically favourable, it is also important to consider the kinetics of reduction pathways. Indeed, the chosen reductant must be in proximity to I₂, rather than allowing the volatile halogen to escape into the wider device stack or atmosphere. Li *et al.* proposed the use of β-cyclodextrin (β-CD) an oligosaccharide cage formed of glucose sub-units; β-CD captures iodine molecules within the perovskite layer, providing opportunities for redox chemistry between I₂ and Pb⁰ to compete kinetically with I₂ escape (Fig. 7c). Consequently, by delaying and preventing the escape of I₂, redox reactions between metallic Pb⁰ and captured I₂ species become competitive.¹⁹⁵ As such even after 200 h of aging, the FA_{1-x}Cs_xPbI₃ prepared with β-CD exhibited little structural decomposition and no Pb⁰ peaks within the XRD pattern. Crucially, MPP tracking at elevated temperatures and illumination, yielded improved device stability when prepared with β-CD, retaining an impressive 88.2% PCE after 1000 h. Similarly, polyvinylpyrrolidone (PVP), a polymeric iodophor widely used as an antiseptic, has also gained recent attention through its ability to form a complex with and act as a reservoir for I₂ capture within perovskites.^{196–201} Interestingly, conflicting reports have so far been provided as to the exact optimum application with Kang *et al.* choosing to add the iodine-bound form (PVP-I) whereas Yang *et al.* opted for poly(2-vinylpyridine) (P2VP) with no starting bound-iodine.^{196,198} In the former approach, the PVP-I provided a reservoir to replace iodine, preventing irreversible loss and depletion. While early DFT studies have warned about the impact of irreversible iodine depletion from the ABX₃, little research has been offered as to how stoichiometry may be replenished dynamically and sustainably; this being essential for device longevity.³⁶ In the approach taken by Yang *et al.* the non-iodized form is incorporated within the PSC, whereby captured iodine generated from iodide oxidation is used effectively to oxidise metallic Pb⁰ traps and reform perovskite. Nevertheless, Both PVP-I and P2VP-containing devices attained high efficiencies approaching 23%. Furthermore, devices prepared using P2VP as an iodine-blocking layer strategy exhibited impressive operational stability (under inert N₂ conditions) retaining 90% PCE after 1000 h MPP tracking under illumination and 90.9% after 750 h heating at 85 °C (Fig. 7d). In contrast, for PVP-I, only dark low humidity stability measurements are provided leaving considerable question marks over unwanted iodine release when exposed to operational stimuli such as temperature, illumination and sustained electrical bias.³⁶

Developing strategies which confine iodine within the active layer is a powerful approach that provides opportunities to encourage favourable dynamic redox chemistry. Such chemistry provides beneficial restorative pathways to compete with



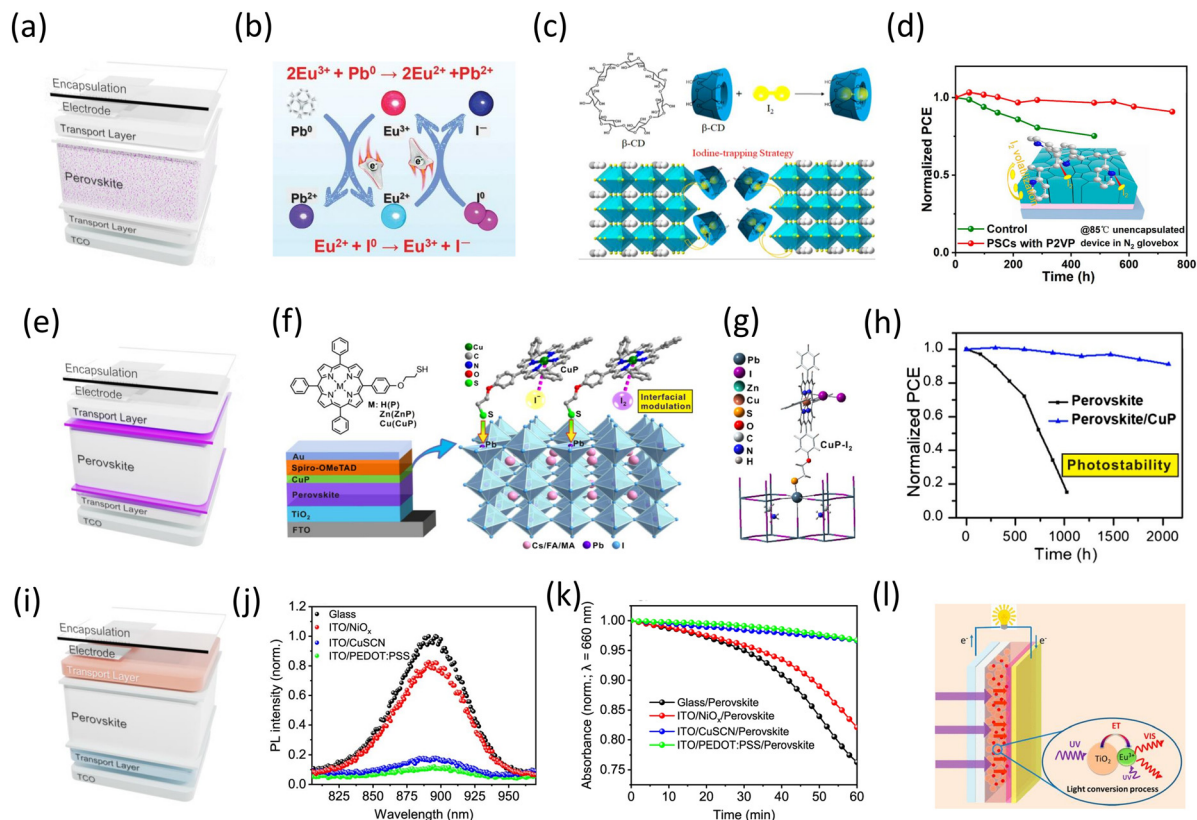


Fig. 7 Strategies which can be implemented within the PSC to improve the I_2 stability. (a) Schematic of PSC structure highlighting modification of the active layer. (b) $Eu^{2+/3+}$ redox shuttle to facilitate I_2 reduction and Pb^0 oxidation. Reprinted with permission.¹¹⁸ Copyright 2019, AAAS. (c) Structure of β -cyclodextrin and schematic of I_2 capture around the perovskite grain. Adapted with permission.¹⁹⁵ Copyright 2023, American Chemical Society. (d) Thermal stability of PSCs prepared with and without poly(2-vinylpyridine) (P2VP) with the perovskite layer. Reprinted with permission.¹⁹⁶ Copyright 2023, American Chemical Society. (e) Schematic of PSC structure highlighting the incorporation of iodine-blocking interlayers. (f) Structure of Cu(II)/Zn(II) porphyrins used as an interlayer to block/capture I_2 and protect spiro-OMeTAD. (g) DFT calculated stable equilibrium structures of iodine-coordinated Cu(II) porphyrin structure. (h) Improvement in PSC photostability upon incorporation of a Cu(II) porphyrin. Adapted with permission.²⁰⁷ Copyright 2021, Chinese Chemical Society. (i) Schematic of PSC structure highlighting strategies which involve the transport layers. (j) and (k) Trend in charge extraction capability of various HTLs with $PEA_{0.2}FA_{0.8}SnI_3$ perovskite and (k) corresponding stability of the perovskites. Reprinted with permission.³⁸ Copyright 2021, Springer Nature. (l) Mechanism of down-conversion of high-energy UV-light via TiO_2 absorption, subsequent energy transfer to Eu^{3+} and re-emission in the visible spectrum. Reprinted with permission.²²³ Copyright 2018, American Chemical Society.

degradation occurring by chemical instability and operational stimulus. To this end, many lessons in the design of effective iodine capture can be learned from the rapidly developing field of radioiodine I^{127} capture, medical polymeric iodophores and iodine retention in electrochemical cells. The use of organic molecules or polymers which can be tuned and spin-coated into the PSC structure (Fig. 7e) presents a promising approach. Studies investigating the uptake of I_2 within these compounds have reported that the ability to bind to iodine can be improved *via* the presence of an extended π -system or the addition of Lewis-base functionality such as amines and thiols.^{202–205} To this end, the use of D- π -A porphyrin derivatives has been shown to enhance stability by mitigating both Pb^0 and iodine when integrated into PSCs.²⁰⁶ Luo *et al.* demonstrated the use of small bipyridine cages (BPy-cage) which bind to I_2 *via* an I-N Lewis-base interaction. The Bpy-cage showed remarkable I_2 loading capacities of up to 3230 mg g^{-1} . Likewise, extended conjugated systems were recently used by Wang *et al.* to form a range of polymeric aromatic framework (PAF) iodine

scavengers with adsorption coefficients of up to 289 mg g^{-1} .²⁰³ Interestingly, the PAF utilises a triphenylamine core, similar to that used in organic HTLs such as poly(triaryl amine) (PTAA) and poly(N,N' -bis-4-butylphenyl- N,N' -bisphenyl)benzidine (Poly-TPD). This structural similarity to pre-existing PSC materials is promising for further development and integration into PSCs if the PAFs can be spin-coated sufficiently thinly as an interlayer. The recent functionalisation of triphenylamines for iodine capture is also highly promising for the development of new polymeric organic semiconductor transport layers which allow for carrier extraction while also preventing iodine depletion of the active layer. Early work on developing iodine confinement layers has already shown promising results with copper(II), zinc(II) and cobalt(II) porphyrin layers improving hole extraction while significantly improving light and thermal stability *via* means of coordination to I_2 (Fig. 7f–h).^{207–209} These studies demonstrate the opportunities afforded by both the use of transition metal complexes and iodine-capturing interlayers to encapsulate the PSC architecture and beyond.



The integration of iodine sorbents as interlayers to encapsulate the perovskite active layer offers an another alternative strategy to managing iodine chemistry within the device. To this end, several classes of materials have been developed for iodine capture including those based on zeolites,²¹⁰ chalcogenides (chalcogenide aerogels),¹⁴¹ and metal/covalent-organic frameworks (MOFs/COFs).^{142,211–213} Through drawing small quantities of iodine out of the perovskite cell, before encouraging redox chemistry and reintroduction of I^- the build-up of corrosive quantities of I_2 within the active layer can be managed.^{38,42,49} This effect was recently discussed by Bitton *et al.* who noted that the gradual loss of I_2 leads to an irreversible degradation of the device on the time scale of months to years while concentrated I_2 build-up within the active layer could lead to degradation on the time scale of days.³⁶ In such cases, it may be preferable to neutralise iodine at the interfaces *via* design of an interlayer rather than within the bulk through incorporation as an additive species. This is most prevalent in the case of tin-perovskites where Sn^{2+} sites are highly sensitive to I_2 -induced oxidation leading to rapid degradation into SnI_4 . As an alternative approach, low-permeability metal oxide materials can be used to form protective barriers which can bind to iodine outside the active layer to protect the device constituents and minimise electrochemical oxidation. Al_2O_3 , a well-established insulating scaffold material in PSCs is known to undergo surface physisorption to I_2 .^{214,215} This imparts promising iodine-blocking properties while physisorption to the interface rather than chemisorption, combined with good steric access to bound I_2 , allows for the design of reductive processes.^{215,216} It has also been suggested that Al_2O_3 , MgO and La_2O_3 may also reduce physisorbed I_2 to I^- , possibly *via* under-coordinated surface O^{2-} anions acting as electron donors.^{214,215} Indeed, the development of transition metal oxides for oxygen reduction reaction purposes could be noteworthy for the development of I_2 -confinement layers suitable for use in perovskite optoelectronics.²¹⁷ Recent studies using Al_2O_3 have demonstrated impressive efficiencies reaching 25.5% and demonstrating improved operational stability when using Al_2O_3 compared to using self-assembling monolayers (SAMs) alone, demonstrating their active stabilising role.²¹⁸

The inclusion of reducing additives or regenerative redox pathways within the PSC stack imparts clear measurable improvements in both device stability and photovoltaic performance. Nevertheless, to reduce the strain on processes which seek to remove and subsequently reduce iodine it is essential to minimise the generation of iodine at source. Specifically, only when I_2 -generated processes can be sufficiently minimised and managed can a balance be achieved where the oxidation of iodide is matched by the reduction of iodine enabling devices to operate sustainably. As such, maintaining a steady state where the reduction of I_2 can match the oxidation of I^- is essential for cells that can theoretically operate perpetually. The most significant unavoidable operational stimuli for iodine generation are the presence of electrical bias and illumination. The evolution of I_2 *via* the electrochemical oxidation of iodide

ions under operation has been reported as a significant degradation pathway in Pb-based PSCs. It is noteworthy that similar electrochemical oxidation is also likely to occur within tin perovskite owing to the low threshold voltage ($0.2 \text{ V } \mu\text{m}^{-1}$) for such redox chemistry.⁸⁵ The formation of I_2 within tin-perovskites under electrical bias may also contribute to the instability of tin PSCs under operation in inert atmospheres. The effect of electrochemical oxidation is amplified within light-emitting devices, where perovskites have been hailed as promising tunable emitters, capable of high external quantum efficiencies. In this application, the applied voltage bias and current are higher than that of PSCs, increasing the rate of iodine generation as a function of applied bias.⁸⁷ One solution to this issue may be to reduce the mobility of I^- ions, preventing migration to the electrodes where oxidation occurs. Bai *et al.* reported that the placing of 2D layers at the perovskite interfaces can block the path of mobile I^- preventing the accumulation of I^- at the perovskite interface.^{2,219,220} Another solution involves the use of additives such as fluorinated aromatics that encourage halogen-halogen interactions.²²¹ Likewise, the formation of localized regions of Br-rich 3D perovskite close to the interface *via* a secondary spin coating step can help produce a perovskite interface more resilient to oxidation (Table 1).^{2,85} This approach has the additional benefit of reducing the impact of oxygen and moisture on the active layer and potentially preventing back-recombination across the interface.² Zhao *et al.* demonstrated impressive stability by utilizing a chloride-rich 2D-perovskite layer ($Cs_2PbI_2Cl_2$) on top of $CsPbI_3$ perovskite to mitigate iodine migration into the $CuSCN$ hole transport layer.²²² The authors found that preventing iodide anions from entering the HTL, even after a period of 2000 hours, enabled impressive improvements in stability under a range of temperature and humidity conditions. Furthermore, by producing a secondary perovskite layer, excess surface PbI_2 can be converted into a perovskite phase, preventing photolysis to iodine. This was demonstrated by Liang *et al.*, who prepared PSCs with a 5% PbI_2 excess and showed an improvement in stability upon treatment with *n*-Butylammonium bromide (*n*BABr).⁶⁶

Similarly, the presence of mobile iodide ions combined with the intrinsic free hole population contributes to the formation of I_2 *via* the activation of I_1^+/I_1^- interstitial pairs. Khadka *et al.* reported that reducing the concentration of free holes through an efficient HTL interface leads to lower yields of I_2 formation.¹¹⁵ Consequently, the choice of transport layers has a significant influence on the rate of I^- oxidation (Fig. 7i). Furthermore, the need to dope many organic semiconductors such as Spiro-OMeTAD can further exacerbate oxidation through ionic interdiffusion drawing halide anions within the HTL.¹³⁶ This is particularly damaging owing to the high hole density within the HTL, with simulations revealing significantly poorer device performance when iodide is permitted to permeate within the HTL.³⁶ Recently, we demonstrated that the choice of HTL has a significant impact on the stability of tin PSCs.³⁸ This study highlighted a link between efficient hole extraction and improved stability of the tin perovskite layer.



Better hole extraction at the perovskite/HTL interface likely leads to fewer free holes available to oxidise iodide (Fig. 7j and k). For this reason, it is essential that the HTL interface has good intrinsic stability and maintains efficient extraction of holes through an energetically aligned interface to produce devices with better longevity.¹¹⁵ In this regard, inorganic HTLs which are less reactive to halogens than organics, are likely to improve resilience to I_2 for long-term device stability. The choice of transport layer can also serve in a secondary capacity as a UV filter for the perovskite, reducing superoxide formation and photolysis of metal-halide bonds. While metal oxides such as TiO_2 and SnO_2 can absorb within this range, modification is required to prevent a photocatalysis effect encouraging halide oxidation. Hang *et al.* successfully mitigated the photocatalytic effects of SnO_2 by designing a localized chloride-rich perovskite phase at the interface. The strong Pb-Cl bond in the chloride-rich phase offered protection against photocatalytic iodine formation and ultimately improved device stability, retaining >80% PCE following 500 h under UV irradiation (100 mW cm^{-2} , 365 nm).⁶⁹ Alternatively, low-cost filtering of UV light can be achieved by treating metal oxides with photocurable fluoropolymers and silanes/siloxanes.²²⁴⁻²²⁶ Similarly, down-converters may offer effective protection against high-energy solar radiation by promoting energy transfer from the metal oxide to a secondary visible emitter (Fig. 7l).²²⁷

Essential to developing new strategies which combat I_2 formation is the need for accurate characterisation techniques. In the case of iodine identification, this is made challenging by (i) the very low vapour pressure of I_2 , (ii) the presence of I^- in the perovskite structure, and (iii) the lack of symmetry allowed vibrational modes.²²⁸ UV-visible absorbance spectroscopy has proven a popular approach, particularly when investigating the precursor solution chemistry, due to the high-molar extinction coefficient and distinctive red/pink colouration.^{26,38,55,229} This approach can be extended to solid films *via* means of submerging perovskite film(s) within an anhydrous insoluble solvent, often toluene, under inert conditions.^{26,38,55} If done with sufficient care, the concentration of extracted iodine can then be quantified *via* the Beer-Lambert law. X-ray photoelectron spectroscopy can also be used to complement more quantitative absorbance techniques, offering additional insights regarding the ratio of I^-/I_2 within solid-state films.⁴⁹ Additionally, XPS can offer topographical spatial resolution on the distribution of I_2 either *via* XPS mapping or in combination with etching techniques.⁶⁷ Similarly, compositional analysis is also possible using mass spectrometry techniques. However, in the solid state, generating secondary ions from the solid-state film leads to a significant reduction of I_2 to I^- , making it difficult to distinguish between perovskite and I_2 . As such, mass spectrometry techniques are most effective when measuring the emission of volatile gases from a solid sample following some stimuli. It is noteworthy that Juarez-Perez *et al.* demonstrated that $MAPbI_3$ inherently releases iodine when placed under vacuum.⁶⁷ As such, when using vacuum-based techniques it is pertinent to note the presence of potential experimental artefacts by virtue of the low vapour pressure. This means that

vacuum-based measurement techniques will produce an underestimate of the initial iodine concentration. Nevertheless, once degassed, XPS and Mass spectrometry techniques under a vacuum are highly effective tools for identifying I_2 evolution. Such techniques have previously been used to identify the formation of I_2 under stimuli such as light, temperature and electronic bias.^{67,114,120} Another approach to monitor iodine generation under operation is by measuring the resistance across a metal electrode of a known distance. This approach was effectively used by Li *et al.* to give insights into the conversion of conductive Ag into insulating AgI and presents a useful test method to investigate the formation and confinement of volatile iodine as a function of time.¹²⁵ Such measurements provide useful metrics in stabilising high-performance metal electrodes, a critical point of failure in high-performing perovskite device longevity.²³⁰

Conclusion

The self-assembly of a semiconducting material from the combination of ionic salts offers many benefits including solution processability, low production cost, high-throughput commercialisation and compositional tunability. Nevertheless, producing an ionic semiconductor from a lattice of charged halide and organic constituents inevitably raises challenges associated with reactivity and chemical stability. This can readily be seen *via* comparison with pre-existing silicon and III-V technologies which use covalent bonding, enabling shelf-lives measurable in decades.²³¹ To this end, numerous studies have detailed the chemical instability associated with the perovskite ionic lattice, of note, the organic cation stability,^{222,232,233} phase instabilities,²³⁴⁻²³⁶ and high aqueous solubility.²³⁷ As summarised within this review, the oxidation of I^- to corrosive molecular iodine species can occur *via* several means and has far-reaching implications within the PSC stack. Furthermore, the low thermodynamic barrier of Sn(II) and Ge(II) to oxidation, creates additional challenges in the development of lead-free perovskites and all perovskite tandem devices.

Addressing the formation of iodine is a complex issue which requires a deeper understanding of the thermodynamic driving force of the iodide-iodine-triiodide equilibrium. This includes understanding the effect of acidity, mobility and reductants on the equilibrium constant and the effects of thermodynamic quantities of iodine. Such studies will likely lead the way in developing new approaches to tackle the challenge of iodine perhaps through stabilising the iodide X-site, further thermodynamically disfavours the side of the oxidation products. This could be achieved through new advances in halogen bonding and stabilisation of terminal X-halide sites. We anticipate that such strategies are most effective when used to encourage, kinetically or otherwise, redox chemistry between Pb^0 and I_2 . Indeed, by virtue of the $I^-/I_3^-/I_2$ dynamic equilibrium, careful design of iodine sorbents is required such that iodide is not leached from the perovskite lattice either directly *via* the sorbent or influencing the iodide-iodine-triiodide



equilibrium towards the side of oxidation as per Le Chatelier's principle.¹⁰⁰ In this regard, the use of easy-to-disperse, small molecules with a low iodine capacity such as crown ethers, porphyrins or oligosaccharides is desirable, preventing the accumulation of large quantities of iodine. Furthermore, the use of small sorbents can better sterically facilitate redox chemistry with Pb^0 or other redox shuttles and reductants helping establish an active restorative pathway to compete with degradation. The search for new redox shuttles to regenerate Pb^{2+} and I^- of the active layer draws an interesting parallel to the previous work conducted within DSSC technologies for the replacement of iodine electrolytes. These studies, combined with a wealth of interdisciplinary studies on the design of transition metal complexes may provide a useful starting point for controlling the redox chemistry within PSCs.^{189,238}

However, the approach discussed above may be unsuitable, in its current state, for use in tin-perovskites owing to the absence of a species to undergo oxidation (Pb^0) and severe adverse chemistry to I_2 within the active layer. Nevertheless, in the case of non-lead B-site cations (Sn, Ge), exploration of alternative regenerative redox pathways could be developed to facilitate sustainable disproportionation reactions to oppose degradation. An example of this could be using weak reductants with redox potentials sensitive to the chemical environment such as acidity, where HI is formed during oxidation. Alternatively, in such instances, the use of irreversible reductants may be effective if the formation mechanisms of I_2 are sufficiently slowed. To date, modified-hydrazine derivatives have stood out as particularly promising. Another approach is to disfavour oxidation, this can be done by management of HI formed during degradation. Likewise, stabilisation of reactive halide defects and under passivation of under-coordination is crucial to thermodynamically stabilise the reduced form of I^- .³⁸ It is also pertinent to note, that in tin-based perovskites iodine acts catalytically in a self-sustaining degradation loop which regenerates greater quantities of iodine with each generation.^{38,42} Consequently, the removal of small quantities of iodine will yield dramatic improvements in perovskites with B^{2+} sites prone to oxidation.

In recent years, steady progress has been in minimising iodide migration, a key process in the formation of iodine. Similarly, the modification of robust inorganic transport layers to provide simple, and low-cost UV protection is highly promising. We note that the identification of new high-performing electrode materials has been a particularly difficult hurdle to stable high-performing PSCs. Conventional electrode materials such as gold, silver and copper are highly sensitive to oxidation with iodine vapours, undergoing visible discolouration and limiting operational stability.^{239,240} Conversely, while more stable, carbon alternatives currently are yet to match the performance of metal-based electrodes. This failure mechanism could be managed using iodine-blocking layers at the interface or strategies which aim to confine I_2 within the active layer with molecular sorbents such as MOFs or transition metal porphyrins to prevent the distribution of volatile and corrosive halogen vapour.³⁶ To this end, we note the rapid recent

development of large covalent organic frameworks as highly effective iodine sorbents.^{241,242} This class of I_2 scavenger offers useful tunability over pore size and functional groups to improve distribution close to grains, tune capacity and maintain pores large enough to sterically allow reduction within the cage. Very recently, Xie *et al.* demonstrated a new COF named COF-TAPT capable of storing 2380 mg g^{-1} of I_2 when stored at 25°C under dry conditions.²⁴² Such large loading capacities may enable the integration of monolayers to encapsulate the perovskite layer and confine iodine from mobilising within the PSC stack while the high porosity enables the presence of redox chemistry to occur. When coupled with an implemented reduction pathway such as a redox shuttle, irreversible reductant or reaction with Pb^0 , the use of iodine confinement strategies could circumvent the need for lower-efficiency inert electrodes.

Drawing inspiration from the fields of radioiodine sequestration, tuneable COFs, iodine retention within electrochemical cells and polymeric iodophors has already seen promising initial success at addressing the sensitive redox chemistry present in PSCs.^{195,198} Equally, in recent years studies identifying new mechanisms of I_2 generation both within lead and tin have enabled a better understanding of the destructive redox chemistry that takes place within ionic perovskite solar cells under operation. Of particular interest is the effect of bias voltage on electrochemical oxidation within tin PSCs, yet to be addressed within the field and a possible contributor to low reported MPP stability even under inert atmospheres.⁴⁹ Similarly, the effect of illumination on iodine radical formation has yet to be fully explored and requires greater understanding. Perhaps most important is gaining a greater understanding of the equilibria, and its dependencies, between the oxidised and reduced forms of iodine within PSCs. Indeed, only if I_2 -generating processes can be sufficiently minimised can a regenerative balance of oxidation and reduction be designed to facilitate sustainable control of the redox chemistry.

Conflicts of interest

There are no conflicts to declare.

Acknowledgements

S. A. H gratefully acknowledges funding from the Engineering and Physical Sciences Research Council (EPSRC, EP/X012344/1).

References

- 1 A. Kojima, K. Teshima, Y. Shirai and T. Miyasaka, Organometal Halide Perovskites as Visible-Light Sensitizers for Photovoltaic Cells, *J. Am. Chem. Soc.*, 2009, **131**, 6050–6051.
- 2 T. Webb, S. J. Sweeney and W. Zhang, Device Architecture Engineering: Progress toward Next Generation Perovskite Solar Cells, *Adv. Funct. Mater.*, 2021, **31**, 2103121.



- 3 J. Park, *et al.*, Controlled growth of perovskite layers with volatile alkylammonium chlorides, *Nature*, 2023, **616**, 724–730.
- 4 M. M. Lee, J. Teuscher, T. Miyasaka, T. N. Murakami and H. J. Snaith, Efficient Hybrid Solar Cells Based on Meso-Superstructured Organometal Halide Perovskites, *Science*, 2012, **338**, 643–647.
- 5 A. Walsh, Principles of Chemical Bonding and Band Gap Engineering in Hybrid Organic–Inorganic Halide Perovskites, *J. Phys. Chem. C*, 2015, **119**, 5755–5760.
- 6 B. Park, *et al.*, Chemical engineering of methylammonium lead iodide/bromide perovskites: tuning of opto-electronic properties and photovoltaic performance, *J. Mater. Chem. A*, 2015, **3**, 21760–21771.
- 7 J. Cao, *et al.*, Preparation of Lead-free Two-Dimensional-Layered $(C_8H_{17}NH_3)_2SnBr_4$ Perovskite Scintillators and Their Application in X-ray Imaging, *ACS Appl. Mater. Interfaces*, 2020, **12**, 19797–19804.
- 8 L. Pan, S. Shrestha, N. Taylor, W. Nie and L. R. Cao, Determination of X-ray detection limit and applications in perovskite X-ray detectors, *Nat. Commun.*, 2021, **12**, 5258.
- 9 H. Wei and J. Huang, Halide lead perovskites for ionizing radiation detection, *Nat. Commun.*, 2019, **10**, 1066.
- 10 X.-K. Liu, *et al.*, Metal halide perovskites for light-emitting diodes, *Nat. Mater.*, 2021, **20**, 10–21.
- 11 Q. Van Le, H. W. Jang and S. Y. Kim, Recent Advances toward High-Efficiency Halide Perovskite Light-Emitting Diodes: Review and Perspective, *Small Methods*, 2018, **2**, 1700419.
- 12 A. Liu, *et al.*, High-performance inorganic metal halide perovskite transistors, *Nat. Electron.*, 2022, **5**, 78–83.
- 13 C. K. Møller, Crystal Structure and Photoconductivity of Cæsium Plumbohalides, *Nature*, 1958, **182**, 1436.
- 14 D. Weber, $CH_3NH_3PbX_3$, ein Pb(II)-System mit kubischer Perowskitstruktur/ $CH_3NH_3PbX_3$, a Pb(II)-System with Cubic Perovskite, *Structure*, 1978, **33**, 1443–1445.
- 15 O. Knop, R. E. Wasylshen, M. A. White, T. S. Cameron and M. J. M. V. Oort, Alkylammonium lead halides. Part 2. $CH_3NH_3PbX_3$ (X = Cl, Br, I) perovskites: cuboctahedral halide cages with isotropic cation reorientation, *Can. J. Chem.*, 1990, **68**, 412–422.
- 16 D. Kumar and M. Johari, Characteristics of silicon crystal, its covalent bonding and their structure, electrical properties, uses, *AIP Conf. Proc.*, 2020, **2220**, 040037.
- 17 G. Ackland, Semiempirical model of covalent bonding in silicon, *Phys. Rev. B: Condens. Matter Mater. Phys.*, 1989, **40**, 10351–10355.
- 18 Y. Kim, *et al.*, III–V colloidal nanocrystals: control of covalent surfaces, *Chem. Sci.*, 2020, **11**, 913–922.
- 19 R. M. Feenstra and J. A. Stroscio, 5.3. Gallium Arsenide, in *Methods in Experimental Physics*, ed. J. A. Stroscio & W. J. Kaiser, Academic Press, 1993, vol. 27, pp. 251–276.
- 20 P. Li, *et al.*, Phase Pure 2D Perovskite for High-Performance 2D–3D Heterostructured Perovskite Solar Cells, *Adv. Mater.*, 2018, **30**, 1805323.
- 21 E.-B. Kim, M. S. Akhtar, H.-S. Shin, S. Ameen and M. K. Nazeeruddin, A review on two-dimensional (2D) and 2D–3D multidimensional perovskite solar cells: Perovskites structures, stability, and photovoltaic performances, *J. Photochem. Photobiol., C*, 2021, **48**, 100405.
- 22 N. J. Jeon, *et al.*, Compositional engineering of perovskite materials for high-performance solar cells, *Nature*, 2015, **517**, 476–480.
- 23 M. A. Green, A. Ho-Baillie and H. J. Snaith, The emergence of perovskite solar cells, *Nat. Photonics*, 2014, **8**, 506–514.
- 24 F. Hao, C. C. Stoumpos, D. H. Cao, R. P. H. Chang and M. G. Kanatzidis, Lead-free solid-state organic–inorganic halide perovskite solar cells, *Nat. Photonics*, 2014, **8**, 489–494.
- 25 Z. Zhu, *et al.*, Interaction of Organic Cation with Water Molecule in Perovskite MAPbI₃: From Dynamic Orientational Disorder to Hydrogen Bonding, *Chem. Mater.*, 2016, **28**, 7385–7393.
- 26 T. Leijtens, R. Prasanna, A. Gold-Parker, M. F. Toney and M. D. McGehee, Mechanism of Tin Oxidation and Stabilization by Lead Substitution in Tin Halide Perovskites, *ACS Energy Lett.*, 2017, **2**, 2159–2165.
- 27 J. Ye, *et al.*, Enhanced Moisture Stability of Perovskite Solar Cells With Mixed-Dimensional and Mixed-Compositional Light-Absorbing Materials, *Sol. RRL*, 2017, **1**, 1700125.
- 28 M. V. Khenkin, *et al.*, Consensus statement for stability assessment and reporting for perovskite photovoltaics based on ISOS procedures, *Nat. Energy*, 2020, **5**, 35–49.
- 29 S. Kim, *et al.*, Relationship between ion migration and interfacial degradation of $CH_3NH_3PbI_3$ perovskite solar cells under thermal conditions, *Sci. Rep.*, 2017, **7**, 1200.
- 30 J.-H. Im, C.-R. Lee, J.-W. Lee, S.-W. Park and N.-G. Park, 6.5% efficient perovskite quantum-dot-sensitized solar cell, *Nanoscale*, 2011, **3**, 4088.
- 31 S. D. Stranks, *et al.*, Electron–Hole Diffusion Lengths Exceeding 1 Micrometer in an Organometal Trihalide Perovskite Absorber, *Science*, 2013, **342**, 341–344.
- 32 H.-S. Kim, *et al.*, Lead Iodide Perovskite Sensitized All-Solid-State Submicron Thin Film Mesoscopic Solar Cell with Efficiency Exceeding 9%, *Sci. Rep.*, 2012, **2**, 591.
- 33 G. Grancini, *et al.*, One-Year stable perovskite solar cells by 2D/3D interface engineering, *Nat. Commun.*, 2017, **8**, 15684.
- 34 S. Wang, Y. Jiang, E. J. Juarez-Perez, L. K. Ono and Y. Qi, Accelerated degradation of methylammonium lead iodide perovskites induced by exposure to iodine vapour, *Nat. Energy*, 2016, **2**, 1–8.
- 35 J. T. DuBose, P. S. Mathew, J. Cho, M. Kuno and P. V. Kamat, Modulation of Photoinduced Iodine Expulsion in Mixed Halide Perovskites with Electrochemical Bias, *J. Phys. Chem. Lett.*, 2021, **12**, 2615–2621.
- 36 S. Bitton and N. Tessler, Perovskite ionics – elucidating degradation mechanisms in perovskite solar cells via device modelling and iodine chemistry, *Energy Environ. Sci.*, 2023, **16**, 2621–2628.
- 37 X. Jiang, *et al.*, One-Step Synthesis of SnI₂ (DMSO)_x Adducts for High-Performance Tin Perovskite Solar Cells, *J. Am. Chem. Soc.*, 2021, **143**, 10970–10976.



- 38 L. Lanzetta, *et al.*, Degradation mechanism of hybrid tin-based perovskite solar cells and the critical role of tin (IV) iodide, *Nat. Commun.*, 2021, **12**, 2853.
- 39 G. Li, *et al.*, Ionic Liquid Stabilizing High-Efficiency Tin Halide Perovskite Solar Cells, *Adv. Energy Mater.*, 2021, **11**, 2101539.
- 40 I. Chung, B. Lee, J. He, R. P. H. Chang and M. G. Kanatzidis, All-solid-state dye-sensitized solar cells with high efficiency, *Nature*, 2012, **485**, 486–489.
- 41 N. K. Noel, *et al.*, Lead-free organic–inorganic tin halide perovskites for photovoltaic applications, *Energy Environ. Sci.*, 2014, **7**, 3061–3068.
- 42 L. Lanzetta, T. Webb, J. M. Marin-Beloqui, T. J. Macdonald and S. A. Haque, Halide Chemistry in Tin Perovskite Optoelectronics: Bottlenecks and Opportunities, *Angew. Chem., Int. Ed.*, 2023, **62**, e202213966.
- 43 Y. Gao, Y. Hu, C. Yao and S. Zhang, Recent Advances in Lead-Safe Perovskite Solar Cells, *Adv. Funct. Mater.*, 2022, **32**(52), 2208225.
- 44 J. Zhou, *et al.*, Chemo-thermal surface dedoping for high-performance tin perovskite solar cells, *Matter*, 2022, **5**, 683–693.
- 45 S. Gu, *et al.*, Tin and Mixed Lead–Tin Halide Perovskite Solar Cells: Progress and their Application in Tandem Solar Cells, *Adv. Mater.*, 2020, **32**, 1907392.
- 46 N. Sun, *et al.*, Architecture of p-i-n Sn-Based Perovskite Solar Cells: Characteristics, Advances, and Perspectives, *ACS Energy Lett.*, 2021, **6**, 2863–2875.
- 47 T. Dohi and Y. Kita, *Oxidizing Agents, Iodine Chemistry and Applications*, John Wiley & Sons, Ltd, 2014, pp. 277–301, DOI: [10.1002/9781118909911.ch16](https://doi.org/10.1002/9781118909911.ch16).
- 48 H. Yao, *et al.*, Strategies for Improving the Stability of Tin-Based Perovskite (ASnX₃) Solar Cells, *Adv. Sci.*, 2020, **7**, 1903540.
- 49 J. Sanchez-Diaz, *et al.*, Tin perovskite solar cells with >1,300 h of operational stability in N₂ through a synergistic chemical engineering approach, *Joule*, 2022, **6**(4), 861–883.
- 50 B. Li, *et al.*, Efficient and Stable Tin Perovskite Solar Cells by Pyridine-Functionalized Fullerene with Reduced Interfacial Energy Loss, *Adv. Funct. Mater.*, 2022, **32**, 2205870.
- 51 D. L. Staebler, R. S. Crandall and R. Williams, Stability of n-i-p amorphous silicon solar cells, *Appl. Phys. Lett.*, 1981, **39**, 733–735.
- 52 Y. Hu, *et al.*, Stable Large-Area (10 × 10 cm²) Printable Mesoscopic Perovskite Module Exceeding 10% Efficiency, *Sol. RRL*, 2017, **1**, 1600019.
- 53 J. Pascual, *et al.*, Origin of Sn(ii) oxidation in tin halide perovskites, *Mater. Adv.*, 2020, **1**, 1066–1070.
- 54 M. I. Saidaminov, *et al.*, Conventional Solvent Oxidizes Sn(II) in Perovskite Inks, *ACS Energy Lett.*, 2020, **5**, 1153–1155.
- 55 S. Chen, X. Xiao, H. Gu and J. Huang, Iodine reduction for reproducible and high-performance perovskite solar cells and modules, *Sci. Adv.*, 2021, **7**(10), eabe8130.
- 56 M. Benavides-Garcia and K. Balasubramanian, Bond energies, ionization potentials, and the singlet–triplet energy separations of SnC₁₂, SnBr₂, SnI₂, PbCl₂, PbBr₂, PbI₂, and their positive ions, *J. Chem. Phys.*, 1994, **100**, 2821–2830.
- 57 G. Tumen-Ulzii, *et al.*, Detrimental Effect of Unreacted PbI₂ on the Long-Term Stability of Perovskite Solar Cells, *Adv. Mater.*, 2020, **32**, 1905035.
- 58 F. Liu, *et al.*, Is Excess PbI₂ Beneficial for Perovskite Solar Cell Performance?, *Adv. Energy Mater.*, 2016, **6**, 1502206.
- 59 A. F. Akbulatov, *et al.*, Temperature Dynamics of MAPbI₃ and PbI₂ Photolysis: Revealing the Interplay between Light and Heat, Two Enemies of Perovskite Photovoltaics, *J. Phys. Chem. Lett.*, 2021, **12**, 4362–4367.
- 60 J. Huang, S. Tan, P. D. Lund and H. Zhou, Impact of H₂O on organic–inorganic hybrid perovskite solar cells, *Energy Environ. Sci.*, 2017, **10**, 2284–2311.
- 61 M. Wang, Y. Feng, J. Bian, H. Liu and Y. Shi, A comparative study of one-step and two-step approaches for MAPbI₃ perovskite layer and its influence on the performance of mesoscopic perovskite solar cell, *Chem. Phys. Lett.*, 2018, **692**, 44–49.
- 62 M. Yavari, *et al.*, A synergistic Cs₂CO₃ ETL treatment to incorporate Cs cation into perovskite solar cells *via* two-step scalable fabrication, *J. Mater. Chem. C*, 2021, **9**, 4367–4377.
- 63 A. Marchioro, *et al.*, Unravelling the mechanism of photo-induced charge transfer processes in lead iodide perovskite solar cells, *Nat. Photonics*, 2014, **8**, 250–255.
- 64 Q. Chen, *et al.*, Controllable Self-Induced Passivation of Hybrid Lead Iodide Perovskites toward High Performance Solar Cells, *Nano Lett.*, 2014, **14**, 4158–4163.
- 65 J. F. Verwey, Time and intensity dependence of the photolysis of lead halides, *J. Phys. Chem. Solids*, 1970, **31**, 163–168.
- 66 J. Liang, *et al.*, Origins and influences of metallic lead in perovskite solar cells, *Joule*, 2022, **6**, 816–833.
- 67 E. J. Juarez-Perez, *et al.*, Photodecomposition and thermal decomposition in methylammonium halide lead perovskites and inferred design principles to increase photovoltaic device stability, *J. Mater. Chem. A*, 2018, **6**, 9604–9612.
- 68 J. D. McGettrick, *et al.*, Sources of Pb(0) artefacts during XPS analysis of lead halide perovskites, *Mater. Lett.*, 2019, **251**, 98–101.
- 69 P. Hang, *et al.*, An Interlayer with Strong Pb-Cl Bond Delivers Ultraviolet-Filter-Free, Efficient, and Photostable Perovskite Solar Cells, *iScience*, 2019, **21**, 217–227.
- 70 S. Ito, S. Tanaka, K. Manabe and H. Nishino, Effects of Surface Blocking Layer of Sb₂S₃ on Nanocrystalline TiO₂ for CH₃NH₃PbI₃ Perovskite Solar Cells, *J. Phys. Chem. C*, 2014, **118**, 16995–17000.
- 71 A. Aziz, *et al.*, Understanding the Enhanced Stability of Bromide Substitution in Lead Iodide Perovskites, *Chem. Mater.*, 2020, **32**, 400–409.
- 72 L. McGovern, M. H. Futscher, L. A. Muscarella and B. Ehrler, Understanding the Stability of MAPbBr₃ versus MAPbI₃: Suppression of Methylammonium Migration and



- Reduction of Halide Migration, *J. Phys. Chem. Lett.*, 2020, **11**, 7127–7132.
- 73 X. Fu, *et al.*, Halogen-halogen bonds enable improved long-term operational stability of mixed-halide perovskite photovoltaics, *Chem*, 2021, **7**, 3131–3143.
- 74 M. L. Ball, J. V. Milić and Y.-L. Loo, The Emerging Role of Halogen Bonding in Hybrid Perovskite Photovoltaics, *Chem. Mater.*, 2022, **34**, 2495–2502.
- 75 G. Popov, *et al.*, Atomic Layer Deposition of PbI₂ Thin Films, *Chem. Mater.*, 2019, **31**, 1101–1109.
- 76 C. Mortan, *et al.*, Preparation of methylammonium lead iodide (CH₃NH₃PbI₃) thin film perovskite solar cells by chemical vapor deposition using methylamine gas (CH₃NH₂) and hydrogen iodide gas, *Energy Sci. Eng.*, 2020, **8**, e734.
- 77 A. Senocrate, G. Y. Kim, M. Grätzel and J. Maier, Thermochemical Stability of Hybrid Halide Perovskites, *ACS Energy Lett.*, 2019, **4**, 2859–2870.
- 78 N. Aristidou, *et al.*, Fast oxygen diffusion and iodide defects mediate oxygen-induced degradation of perovskite solar cells, *Nat. Commun.*, 2017, **8**, 15218.
- 79 Y. Ouyang, *et al.*, Photo-oxidative degradation of methylammonium lead iodide perovskite: mechanism and protection, *J. Mater. Chem. A*, 2019, **7**, 2275–2282.
- 80 X. Feng, *et al.*, Photon-generated carriers excite superoxide species inducing long-term photoluminescence enhancement of MAPbI₃ perovskite single crystals, *J. Mater. Chem. A*, 2017, **5**, 12048–12053.
- 81 N. Aristidou, *et al.*, The Role of Oxygen in the Degradation of Methylammonium Lead Trihalide Perovskite Photoactive Layers, *Angew. Chem.*, 2015, **127**, 8326–8330.
- 82 N. Aristidou, C. Eames, M. S. Islam and S. A. Haque, Insights into the increased degradation rate of CH₃NH₃-PbI₃ solar cells in combined water and O₂ environments, *J. Mater. Chem. A*, 2017, **5**, 25469–25475.
- 83 D. Bryant, *et al.*, Light and oxygen induced degradation limits the operational stability of methylammonium lead triiodide perovskite solar cells, *Energy Environ. Sci.*, 2016, **9**, 1655–1660.
- 84 L. Lanzetta, N. Aristidou and S. A. Haque, Stability of Lead and Tin Halide Perovskites: The Link between Defects and Degradation, *J. Phys. Chem. Lett.*, 2020, **11**, 574–585.
- 85 Y. Yuan, *et al.*, Electric-Field-Driven Reversible Conversion Between Methylammonium Lead Triiodide Perovskites and Lead Iodide at Elevated Temperatures, *Adv. Energy Mater.*, 2016, **6**, 1501803.
- 86 L. A. Frolova, N. N. Dremova and P. A. Troshin, The chemical origin of the p-type and n-type doping effects in the hybrid methylammonium-lead iodide (MAPbI₃) perovskite solar cells, *Chem. Commun.*, 2015, **51**, 14917–14920.
- 87 G. F. Samu, *et al.*, Electrochemical Hole Injection Selectively Expels Iodide from Mixed Halide Perovskite Films, *J. Am. Chem. Soc.*, 2019, **141**, 10812–10820.
- 88 L. K. Ono, Y. Qi and S. (Frank) Liu, Progress toward Stable Lead Halide Perovskite Solar Cells, *Joule*, 2018, **2**, 1961–1990.
- 89 Z. Li, *et al.*, Extrinsic ion migration in perovskite solar cells, *Energy Environ. Sci.*, 2017, **10**, 1234–1242.
- 90 D. D. Wagman, *The NBS Tables of Chemical and Thermodynamic Properties: Selected Values for Inorganic and C1 and C2 Organic Substances in SI Units*, National Bureau of Standards, Washington, DC, 1982, vol. 11.
- 91 Z. Xu, R. A. Kerner, J. J. Berry and B. P. Rand, Iodine Electrochemistry Dictates Voltage-Induced Halide Segregation Thresholds in Mixed-Halide Perovskite Devices, *Adv. Funct. Mater.*, 2022, **32**, 2203432.
- 92 J. Paquette and B. L. Ford, Iodine chemistry in the +1 oxidation state. I. The electronic spectra of OI⁻, HOI, and H₂OI⁺, *Can. J. Chem.*, 1985, **63**, 2444–2448.
- 93 W. J. Husa, The preparation of diluted hydriodic acid and syrup of hydriodic acid, *J. Am. Pharm. Assoc.*, 1931, **20**, 759–762.
- 94 J. M. Robinson, P. T. Herndon, P. L. Holland and L. D. Marrufo, Regeneration and Recovery of Hydriodic Acid after Reduction of Polyols to Fuels¹, *Org. Process Res. Dev.*, 1999, **3**, 352–356.
- 95 D. Sun, *et al.*, Chemical Reduction of Iodine Impurities and Defects with Potassium Formate for Efficient and Stable Perovskite Solar Cells, *Adv. Funct. Mater.*, 2023, 2303225.
- 96 S. Thampy, B. Zhang, J.-G. Park, K.-H. Hong and J. W. P. Hsu, Bulk and interfacial decomposition of formamidinium iodide (HC(NH₂)₂I) in contact with metal oxide, *Mater. Adv.*, 2020, **1**, 3349–3357.
- 97 W. Haynes, D. Lide and B. Thomas, *CRC Handbook of Chemistry and Physics: A Ready Reference Book of Chemical and Physical Data*, CRC Press, 2016, vol. 1, p. 2017.
- 98 A. Saiz-Lopez, R. W. Saunders, D. M. Joseph, S. H. Ashworth and J. M. C. Plane, Absolute absorption cross-section and photolysis rate of I₂, *Atmos. Chem. Phys.*, 2004, **4**, 1443–1450.
- 99 G. Boschloo and A. Hagfeldt, Characteristics of the Iodide/Triiodide Redox Mediator in Dye-Sensitized Solar Cells, *Acc. Chem. Res.*, 2009, **42**, 1819–1826.
- 100 S. Tan, *et al.*, Shallow Iodine Defects Accelerate the Degradation of α -Phase Formamidinium Perovskite, *Joule*, 2020, **4**, 2426–2442.
- 101 Q. Hu, *et al.*, In situ dynamic observations of perovskite crystallisation and microstructure evolution intermediated from [PbI₆]⁴⁻ cage nanoparticles, *Nat. Commun.*, 2017, **8**, 15688.
- 102 B. Li, Q. Dai, S. Yun and J. Tian, Insights into iodoplumbate complex evolution of precursor solutions for perovskite solar cells: from aging to degradation, *J. Mater. Chem. A*, 2021, **9**, 6732–6748.
- 103 I. Hwang, Challenges in Controlling the Crystallization Pathways and Kinetics for Highly Reproducible Solution-Processing of Metal Halide Perovskites, *J. Phys. Chem. C*, 2023, **127**, 24011–24026.
- 104 J. C. Jr Hamill, J. Schwartz and Y.-L. Loo, Influence of Solvent Coordination on Hybrid Organic-Inorganic Perovskite Formation, *ACS Energy Lett.*, 2018, **3**, 92–97.



- 105 G. S. Shin, S.-G. Kim, Y. Zhang and N.-G. Park, A Correlation between Iodoplumbate and Photovoltaic Performance of Perovskite Solar Cells Observed by Precursor Solution Aging, *Small Methods*, 2020, **4**, 1900398.
- 106 O. Shargaieva, *et al.*, Hybrid perovskite crystallization from binary solvent mixtures: interplay of evaporation rate and binding strength of solvents, *Mater. Adv.*, 2020, **1**, 3314–3321.
- 107 J. Kim, *et al.*, Synthesis of stable iodoplumbate and perovskite for efficient annealing-free device and long-term storage, *SusMat*, 2023, **3**, 821–833.
- 108 J. Kim, *et al.*, Unveiling the Relationship between the Perovskite Precursor Solution and the Resulting Device Performance, *J. Am. Chem. Soc.*, 2020, **142**, 6251–6260.
- 109 Z. Liu, *et al.*, Chemical Reduction of Intrinsic Defects in Thicker Heterojunction Planar Perovskite Solar Cells, *Adv. Mater.*, 2017, **29**, 1606774.
- 110 A. Senocrate and J. Maier, Solid-State Ionics of Hybrid Halide Perovskites, *J. Am. Chem. Soc.*, 2019, **141**, 8382–8396.
- 111 G. Y. Kim, *et al.*, Large tunable photoeffect on ion conduction in halide perovskites and implications for photodecomposition, *Nat. Mater.*, 2018, **17**, 445–449.
- 112 A. Zohar, *et al.*, What Is the Mechanism of MAPbI₃ p-Doping by I₂? Insights from Optoelectronic Properties, *ACS Energy Lett.*, 2017, **2**, 2408–2414.
- 113 S. Meloni, G. Palermo, N. Ashari-Astani, M. Grätzel and U. Rothlisberger, Valence and conduction band tuning in halide perovskites for solar cell applications, *J. Mater. Chem. A*, 2016, **4**, 15997–16002.
- 114 F. Fu, *et al.*, I₂ vapor-induced degradation of formamidinium lead iodide based perovskite solar cells under heat–light soaking conditions, *Energy Environ. Sci.*, 2019, **12**, 3074–3088.
- 115 D. B. Khadka, Y. Shirai, M. Yanagida and K. Miyano, Insights into Accelerated Degradation of Perovskite Solar Cells under Continuous Illumination Driven by Thermal Stress and Interfacial Junction, *ACS Appl. Energy Mater.*, 2021, **4**, 11121–11132.
- 116 W. Li, J. Liu, F.-Q. Bai, H.-X. Zhang and O. V. Prezhdo, Hole Trapping by Iodine Interstitial Defects Decreases Free Carrier Losses in Perovskite Solar Cells: A Time-Domain Ab Initio Study, *ACS Energy Lett.*, 2017, **2**, 1270–1278.
- 117 W. Zhang, *et al.*, Enhanced optoelectronic quality of perovskite thin films with hypophosphorous acid for planar heterojunction solar cells, *Nat. Commun.*, 2015, **6**, 10030.
- 118 L. Wang, *et al.*, A Eu³⁺-Eu²⁺ ion redox shuttle imparts operational durability to Pb-I perovskite solar cells, *Science*, 2019, **363**, 265–270.
- 119 S. Bitton and N. Tessler, Perovskite ionics – elucidating degradation mechanisms in perovskite solar cells *via* device modelling and iodine chemistry, *Energy Environ. Sci.*, 2023, **16**, 2621–2628.
- 120 S. Wang, Y. Jiang, E. J. Juarez-Perez, L. K. Ono and Y. Qi, Accelerated degradation of methylammonium lead iodide perovskites induced by exposure to iodine vapour, *Nat. Energy*, 2016, **2**, 1–8.
- 121 N. N. Udalova, *et al.*, New Aspects of Copper Electrode Metamorphosis in Perovskite Solar Cells, *J. Phys. Chem. C*, 2020, **124**, 24601–24607.
- 122 G. Jones and B. B. Kaplan, The Iodide, Iodine, Tri-Iodide Equilibrium And The Free Energy Of Formation Of Silver Iodide, *J. Am. Chem. Soc.*, 1928, **50**, 1845–1864.
- 123 B. J. Riley, S. Chong and C. L. Beck, Iodine Vapor Reactions with Pure Metal Wires at Temperatures of 100–139 °C in Air, *Ind. Eng. Chem. Res.*, 2021, **60**, 17162–17173.
- 124 S. I. Troyanov, T. Krahl and E. Kemnitz, Crystal structures of GaX₃ (X = Cl, Br, I) and AlI₃, *Z. Kristallogr. - Cryst. Mater.*, 2004, **219**, 88–92.
- 125 H. Li, *et al.*, Probing the stability of perovskite solar cell under working condition through an ultra-thin silver electrode: Beyond the halide ion diffusion and metal diffusion, *Chem. Eng. J.*, 2023, **458**, 141405.
- 126 A. Wijesekara, *et al.*, Enhanced Stability of Tin Halide Perovskite Photovoltaics Using a Bathocuproine–Copper Top Electrode, *Adv. Energy Mater.*, 2021, **11**, 2102766.
- 127 N. N. Shlenskaya, N. A. Belich, M. Grätzel, E. A. Goodilin and A. B. Tarasov, Light-induced reactivity of gold and hybrid perovskite as a new possible degradation mechanism in perovskite solar cells, *J. Mater. Chem. A*, 2018, **6**, 1780–1786.
- 128 A. A. Petrov, *et al.*, A new formation strategy of hybrid perovskites *via* room temperature reactive polyiodide melts, *Mater. Horiz.*, 2017, **4**, 625–632.
- 129 Y. Zhao, J. Wei, R. Vajtai, P. M. Ajayan and E. V. Barrera, Iodine doped carbon nanotube cables exceeding specific electrical conductivity of metals, *Sci. Rep.*, 2011, **1**, 83.
- 130 L. Fagiolarì and F. Bella, Carbon-based materials for stable, cheaper and large-scale processable perovskite solar cells, *Energy Environ. Sci.*, 2019, **12**, 3437–3472.
- 131 X. H. Sun, *et al.*, Photoelectron spectroscopic study of iodine- and bromine-treated indium tin oxides and their interfaces with organic films, *Chem. Phys. Lett.*, 2003, **370**, 425–430.
- 132 G. Tumen-Ulzii, *et al.*, Understanding the Degradation of Spiro-OMeTAD-Based Perovskite Solar Cells at High Temperature, *Sol. RRL*, 2020, **4**, 2000305.
- 133 Z. Zhuo, *et al.*, Efficiency improvement of polymer solar cells by iodine doping, *Solid-State Electron.*, 2011, **63**, 83–88.
- 134 T. R. Ohno, G. H. Kroll, J. H. Weaver, L. P. F. Chibante and R. E. Smalley, Doping of C60 with iodine, *Nature*, 1992, **355**, 401.
- 135 R. A. Kerner, *et al.*, Organic Hole Transport Material Ionization Potential Dictates Diffusion Kinetics of Iodine Species in Halide Perovskite Devices, *ACS Energy Lett.*, 2021, **6**, 501–508.
- 136 L. Yuan, *et al.*, A conformally bonded molecular interface retarded iodine migration for durable perovskite solar cells, *Energy Environ. Sci.*, 2023, **16**, 1597–1609.
- 137 J. H. Hildebrand and H. A. Benesi, Interaction of Iodine with Aromatic Hydrocarbons, *Nature*, 1949, **164**, 963.
- 138 S. Stavber, M. Jereb and M. Zupan, Electrophilic Iodination of Organic Compounds Using Elemental Iodine or Iodides, *Synthesis*, 2008, 1487–1513.
- 139 G. Sumrell, B. M. Wyman, R. G. Howell and M. C. Harvey, Reaction Of Lower Olefins And Iodine In A Liquid Phase:



- Novel Preparation Of Alkene Iodohydrins, *Can. J. Chem.*, 1964, **42**, 2710–2712.
- 140 K. Čebular and S. Stavber, Molecular iodine as a mild catalyst for cross-coupling of alkenes and alcohols, *Pure Appl. Chem.*, 2018, **90**, 377–386.
- 141 K. S. Subrahmanyam, *et al.*, Chalcogenide Aerogels as Sorbents for Radioactive Iodine, *Chem. Mater.*, 2015, **27**, 2619–2626.
- 142 B. J. Riley, D. A. Pierce and J. Chun, *Efforts to Consolidate Chalcogels with Adsorbed Iodine*, 2013, **PNNL-22678**, 1097940, DOI: [10.2172/1097940](https://doi.org/10.2172/1097940), <https://www.osti.gov/services/purl/1097940/>.
- 143 R. Pénélope, L. Campayo, M. Fournier, A. Gossard and A. Grandjean, Solid sorbents for gaseous iodine capture and their conversion into stable waste forms, *J. Nucl. Mater.*, 2022, **563**, 153635.
- 144 Z. Zhang, *et al.*, Revealing Superoxide-Induced Degradation in Lead-free Tin Perovskite Solar Cells, *Energy Environ. Sci.*, 2022, **15**(12), 5274–5283.
- 145 Y. Zhang, *et al.*, Highly Efficient Tin Perovskite Solar Cells via Suppressing Superoxide Generation, *Sol. RRL*, 2023, **7**, 2200997.
- 146 X.-F. Zhang and X. Li, The photostability and fluorescence properties of diphenylisobenzofuran, *J. Lumin.*, 2011, **131**, 2263–2266.
- 147 T. Nakamura, *et al.*, Sn(IV)-free tin perovskite films realized by in situ Sn(0) nanoparticle treatment of the precursor solution, *Nat. Commun.*, 2020, **11**, 3008.
- 148 M. Ozaki, *et al.*, Solvent-Coordinated Tin Halide Complexes as Purified Precursors for Tin-Based Perovskites, *ACS Omega*, 2017, **2**, 7016–7021.
- 149 T. Rath, *et al.*, Photovoltaic properties of a triple cation methylammonium/formamidinium/phenylethylammonium tin iodide perovskite, *J. Mater. Chem. A*, 2019, **7**, 9523–9529.
- 150 F. Gu, *et al.*, Improving Performance of Lead-Free Formamidinium Tin Triiodide Perovskite Solar Cells by Tin Source Purification, *Sol. RRL*, 2018, **2**, 1800136.
- 151 C. C. Stoumpos, C. D. Malliakas and M. G. Kanatzidis, Semiconducting Tin and Lead Iodide Perovskites with Organic Cations: Phase Transitions, High Mobilities, and Near-Infrared Photoluminescent Properties, *Inorg. Chem.*, 2013, **52**, 9019–9038.
- 152 B.-B. Yu, *et al.*, Oriented Crystallization of Mixed-Cation Tin Halides for Highly Efficient and Stable Lead-Free Perovskite Solar Cells, *Adv. Funct. Mater.*, 2020, **30**, 2002230.
- 153 S. J. Lee, *et al.*, Reducing Carrier Density in Formamidinium Tin Perovskites and Its Beneficial Effects on Stability and Efficiency of Perovskite Solar Cells, *ACS Energy Lett.*, 2018, **3**, 46–53.
- 154 X. Liu, *et al.*, Influence of Halide Choice on Formation of Low-Dimensional Perovskite Interlayer in Efficient Perovskite Solar Cells, *Energy Environ. Mater.*, 2022, **5**, 670–682.
- 155 K. Nishimura, *et al.*, Relationship between Lattice Strain and Efficiency for Sn-Perovskite Solar Cells, *ACS Appl. Mater. Interfaces*, 2019, **11**, 31105–31110.
- 156 J. Pascual, *et al.*, Fluoride Chemistry in Tin Halide Perovskites, *Angew. Chem., Int. Ed.*, 2021, **60**, 21583–21591.
- 157 F. Wang, *et al.*, Organic Cation-Dependent Degradation Mechanism of Organotin Halide Perovskites, *Adv. Funct. Mater.*, 2016, **26**, 3417–3423.
- 158 K. L. Svane, *et al.*, How Strong Is the Hydrogen Bond in Hybrid Perovskites?, *J. Phys. Chem. Lett.*, 2017, **8**, 6154–6159.
- 159 C. Kamal, *et al.*, Coupling Methylammonium and Formamidinium Cations with Halide Anions: Hybrid Orbitals, Hydrogen Bonding, and the Role of Dynamics, *J. Phys. Chem. C*, 2021, **125**, 25917–25926.
- 160 T. Webb, *et al.*, A Multifaceted Ferrocene Interlayer for Highly Stable and Efficient Lithium Doped Spiro-OMeTAD-based Perovskite Solar Cells, *Adv. Energy Mater.*, 2022, **12**(26), 2200666.
- 161 M. Li, *et al.*, Hydrophobic Polystyrene Passivation Layer for Simultaneously Improved Efficiency and Stability in Perovskite Solar Cells, *ACS Appl. Mater. Interfaces*, 2018, **10**, 18787–18795.
- 162 M. H. Kumar, *et al.*, Lead-Free Halide Perovskite Solar Cells with High Photocurrents Realized Through Vacancy Modulation, *Adv. Mater.*, 2014, **26**, 7122–7127.
- 163 S. Gupta, D. Cahen and G. Hodes, How SnF₂ Impacts the Material Properties of Lead-Free Tin Perovskites, *J. Phys. Chem. C*, 2018, **122**, 13926–13936.
- 164 D. Ricciarelli, D. Meggiolaro, F. Ambrosio and F. De Angelis, Instability of Tin Iodide Perovskites: Bulk p-Doping versus Surface Tin Oxidation, *ACS Energy Lett.*, 2020, **5**, 2787–2795.
- 165 J. Zillner, *et al.*, The Role of SnF₂ Additive on Interface Formation in All Lead-Free FASnI₃ Perovskite Solar Cells, *Adv. Funct. Mater.*, 2022, **32**, 2109649.
- 166 C. Li, *et al.*, Low-bandgap mixed tin-lead iodide perovskites with reduced methylammonium for simultaneous enhancement of solar cell efficiency and stability, *Nat. Energy*, 2020, **5**, 768–776.
- 167 Z. Yang, X. Zhang, W. Yang, G. E. Eperon and D. S. Ginger, Tin-Lead Alloying for Efficient and Stable All-Inorganic Perovskite Solar Cells, *Chem. Mater.*, 2020, **32**, 2782–2794.
- 168 R. Prasanna, *et al.*, Design of low bandgap tin-lead halide perovskite solar cells to achieve thermal, atmospheric and operational stability, *Nat. Energy*, 2019, **4**, 939–947.
- 169 S. Shao, *et al.*, Field-Effect Transistors Based on Formamidinium Tin Triiodide Perovskite, *Adv. Funct. Mater.*, 2021, **31**, 2008478.
- 170 Q. Tai, J. Cao, T. Wang and F. Yan, Recent advances toward efficient and stable tin-based perovskite solar cells, *Eco-Mat*, 2019, **1**, e12004.
- 171 R. A. Kerner, Z. Xu, B. W. Larson and B. P. Rand, The role of halide oxidation in perovskite halide phase separation, *Joule*, 2021, **5**, 2273–2295.
- 172 W. Li, *et al.*, Additive-assisted construction of all-inorganic CsSnIBr₂ mesoscopic perovskite solar cells with superior thermal stability up to 473 K, *J. Mater. Chem. A*, 2016, **4**, 17104–17110.



- 173 T. J. Macdonald, L. Lanzetta, X. Liang, D. Ding and S. A. Haque, Engineering Stable Lead-Free Tin Halide Perovskite Solar Cells: Lessons from Materials Chemistry, *Adv. Mater.*, 2023, **35**, 2206684.
- 174 X. Dai, *et al.*, Efficient monolithic all-perovskite tandem solar modules with small cell-to-module derate, *Nat. Energy*, 2022, **7**, 923–931.
- 175 Y. Duan, *et al.*, 21.41%-Efficiency CsPbI₃ Perovskite Solar Cells Enabled by an Effective Redox Strategy with 4-Fluorobenzothiohydrazide in Precursor Solution, *Adv. Funct. Mater.*, 2024, **34**(10), 2312638.
- 176 W. Zhang, *et al.*, Component Distribution Regulation in Sn-Pb Perovskite Solar Cells through Selective Molecular Interaction, *Adv. Mater.*, 2023, **35**, 2303674.
- 177 L. Wang, *et al.*, Favorable grain growth of thermally stable formamidinium-methylammonium perovskite solar cells by hydrazine chloride, *Chem. Eng. J.*, 2022, **430**, 132730.
- 178 W. Chen, *et al.*, Improving the Efficiency of Hole-Conductor-Free Carbon-Based Planar Perovskite Solar Cells with Long-Term Stability by Using the Hydrazine Acetate Additive via the One-Step Method, *ACS Appl. Electron. Mater.*, 2021, **3**, 5211–5218.
- 179 Y. Che, *et al.*, Hydrazide Derivatives for Defect Passivation in Pure CsPbI₃ Perovskite Solar Cells, *Angew. Chem., Int. Ed.*, 2022, **61**, e202205012.
- 180 T.-B. Song, *et al.*, Importance of Reducing Vapor Atmosphere in the Fabrication of Tin-Based Perovskite Solar Cells, *J. Am. Chem. Soc.*, 2017, **139**, 836–842.
- 181 J. K. Niemeier and D. P. Kjell, Hydrazine and Aqueous Hydrazine Solutions: Evaluating Safety in Chemical Processes, *Org. Process Res. Dev.*, 2013, **17**, 1580–1590.
- 182 Z. Liu, *et al.*, Gas-solid reaction based over one-micrometer thick stable perovskite films for efficient solar cells and modules, *Nat. Commun.*, 2018, **9**, 3880.
- 183 Y. Chen, *et al.*, Impacts of alkaline on the defects property and crystallization kinetics in perovskite solar cells, *Nat. Commun.*, 2019, **10**, 1112.
- 184 X. Feng, X. Lv, J. Cao and Y. Tang, Continuous Modification of Perovskite Film by a Eu Complex to Fabricate the Thermal and UV-Light-Stable Solar Cells, *ACS Appl. Mater. Interfaces*, 2022, **14**, 55538–55547.
- 185 Y. Chen, *et al.*, Dual Passivation of Perovskite and SnO₂ for High-Efficiency MAPbI₃ Perovskite Solar Cells, *Adv. Sci.*, 2021, **8**, 2001466.
- 186 D. Cortecchia, *et al.*, Layered Perovskite Doping with Eu³⁺ and β-diketonate Eu³⁺ Complex, *Chem. Mater.*, 2021, **33**, 2289–2297.
- 187 E. A. Ambundo, *et al.*, Influence of Coordination Geometry upon Copper(II/I) Redox Potentials. Physical Parameters for Twelve Copper Tripodal Ligand Complexes, *Inorg. Chem.*, 1999, **38**, 4233–4242.
- 188 J. D. Cope, *et al.*, Tuning the copper(II)/copper(I) redox potential for more robust copper-catalyzed C–N bond forming reactions, *Eur. J. Inorg. Chem.*, 2020, 1278–1285.
- 189 Q. D. Lin, Gregory; Diao, Tianning. Experimental Electrochemical Potentials of Nickel Complexes, *Synlett*, 2021, 1606–1620.
- 190 E. Eskelinen, S. Luukkanen, M. Haukka, M. Ahlgrén and T. A. Pakkanen, Redox and photochemical behaviour of ruthenium(II) complexes with H₂dcby ligand (H₂dcby = 2,2'-bipyridine-4,4'-dicarboxylic acid), *J. Chem. Soc., Dalton Trans.*, 2000, 2745–2752, DOI: [10.1039/B004751L](https://doi.org/10.1039/B004751L).
- 191 W. J. Evans, Perspectives in reductive lanthanide chemistry, *Coord. Chem. Rev.*, 2000, **206–207**, 263–283.
- 192 T. Wang, Y. Wang, J. Lei, K.-J. Chen and H. Wang, Electrochemically induced surface reconstruction of Ni-Co oxide nanosheet arrays for hybrid supercapacitors, *Exploration*, 2021, **1**, 20210178.
- 193 D. van der Westhuizen, K. G. von Eschwege and J. Conradie, Electrochemistry and spectroscopy of substituted [Ru(phen)₃]²⁺ and [Ru(bpy)₃]²⁺ complexes, *Electrochim. Acta*, 2019, **320**, 134540.
- 194 D. Aurbach, *et al.*, Prototype systems for rechargeable magnesium batteries, *Nature*, 2000, **407**, 724–727.
- 195 X. Li, *et al.*, Iodine-trapping strategy for light-heat stable inverted perovskite solar cells under ISOS protocols, *Energy Environ. Sci.*, 2023, **16**, 6071–6077.
- 196 H. Yang, *et al.*, Enhancing the Stability of Perovskite Solar Cells through an Iodine Confining Strategy, *ACS Energy Lett.*, 2023, **8**, 3793–3799.
- 197 D. N. Makhayeva, G. S. Irmukhametova and V. V. Khutoryanskiy, Polymeric Iodophors: Preparation, Properties, and Biomedical Applications, *Rev. J. Chem.*, 2020, **10**, 40–57.
- 198 D.-H. Kang, C. Ma and N.-G. Park, Antiseptic Povidone-Iodine Heals the Grain Boundary of Perovskite Solar Cells, *ACS Appl. Mater. Interfaces*, 2022, **14**, 8984–8991.
- 199 Z. Dai, *et al.*, Perovskite Films Treated with Polyvinyl Pyrrolidone for High-Performance Inverted Perovskite Solar Cells, *ACS Appl. Energy Mater.*, 2022, **5**, 4448–4460.
- 200 Y. Niu, *et al.*, Improved crystallinity and self-healing effects in perovskite solar cells via functional incorporation of polyvinylpyrrolidone, *J. Energy Chem.*, 2022, **68**, 12–18.
- 201 C. M. Lee, *et al.*, Improved device efficiency and lifetime of perovskite light-emitting diodes by size-controlled polyvinylpyrrolidone-capped gold nanoparticles with dipole formation, *Sci. Rep.*, 2022, **12**, 2300.
- 202 X. Qian, *et al.*, Capture and Reversible Storage of Volatile Iodine by Novel Conjugated Microporous Polymers Containing Thiophene Units, *ACS Appl. Mater. Interfaces*, 2016, **8**, 21063–21069.
- 203 J. Wang, *et al.*, Synthesis of N-containing porous aromatic frameworks via Scholl reaction for reversible iodine capture, *Microporous Mesoporous Mater.*, 2021, **310**, 110596.
- 204 V. Safarifard and A. Morsali, Influence of an amine group on the highly efficient reversible adsorption of iodine in two novel isorecticular interpenetrated pillared-layer microporous metal-organic frameworks, *CrystEngComm*, 2014, **16**, 8660–8663.



- 205 A. S. Munn, *et al.*, Iodine sequestration by thiol-modified MIL-53(Al), *CrystEngComm*, 2016, **18**, 8108–8114.
- 206 C.-L. Mai, *et al.*, Donor- π -Acceptor Type Porphyrin Derivatives Assisted Defect Passivation for Efficient Hybrid Perovskite Solar Cells, *Adv. Funct. Mater.*, 2021, **31**, 2007762.
- 207 G.-B. Xiao, *et al.*, Lead and Iodide Fixation by Thiol Copper(II) Porphyrin for Stable and Environmental-Friendly Perovskite Solar Cells, *CCS Chem.*, 2021, **3**, 25–36.
- 208 G.-B. Xiao, Z.-F. Yu, J. Cao and Y. Tang, Encapsulation and Regeneration of Perovskite Film by in Situ Forming Cobalt Porphyrin Polymer for Efficient Photovoltaics, *CCS Chem.*, 2020, **2**, 488–494.
- 209 P. Yan, *et al.*, Chemical encapsulation of perovskite film by tetra-thiol copper(II) porphyrin for stable and clean photovoltaics, *Org. Electron.*, 2021, **93**, 106158.
- 210 T. C. T. Pham, *et al.*, Capture of iodine and organic iodides using silica zeolites and the semiconductor behaviour of iodine in a silica zeolite, *Energy Environ. Sci.*, 2016, **9**, 1050–1062.
- 211 J. Huve, *et al.*, Porous sorbents for the capture of radioactive iodine compounds: a review, *RSC Adv.*, 2018, **8**, 29248–29273.
- 212 D. Luo, Y. He, J. Tian, J. L. Sessler and X. Chi, Reversible Iodine Capture by Nonporous Adaptive Crystals of a Bipyridine Cage, *J. Am. Chem. Soc.*, 2022, **144**, 113–117.
- 213 B. J. Riley, J. D. Vienna, D. M. Strachan, J. S. McCloy and J. L. Jerden, Materials and processes for the effective capture and immobilization of radioiodine: A review, *J. Nucl. Mater.*, 2016, **470**, 307–326.
- 214 M. Che, C. Naccache and B. Imelik, Electron spin resonance studies on titanium dioxide and magnesium oxide—Electron donor properties, *J. Catal.*, 1972, **24**, 328–335.
- 215 M. Gliński and U. Ulkowska, Reaction of iodine with metal oxides, *Can. J. Chem.*, 2011, **89**, 1370–1374.
- 216 K. K. Miller, A. Rezende, A. J. A. de, Aquino, D. Tunega and M. L. Pantoya, Adsorption and exchange reactions of iodine molecules at the alumina surface: modelling alumina-iodine reaction mechanisms, *Phys. Chem. Chem. Phys.*, 2022, **24**, 11501–11509.
- 217 D. A. Kuznetsov, *et al.*, Tuning Redox Transitions via Inductive Effect in Metal Oxides and Complexes, and Implications in Oxygen Electrocatalysis, *Joule*, 2018, **2**, 225–244.
- 218 W. Peng, *et al.*, Reducing nonradiative recombination in perovskite solar cells with a porous insulator contact, *Science*, 2023, **379**, 683–690.
- 219 Y. Bai, *et al.*, Dimensional Engineering of a Graded 3D–2D Halide Perovskite Interface Enables Ultrahigh Voc Enhanced Stability in the p-i-n Photovoltaics, *Adv. Energy Mater.*, 2017, **7**, 1701038.
- 220 Y. Lin, *et al.*, Enhanced Thermal Stability in Perovskite Solar Cells by Assembling 2D/3D Stacking Structures, *J. Phys. Chem. Lett.*, 2018, **9**, 654–658.
- 221 M. A. Ruiz-Preciado, *et al.*, Supramolecular Modulation of Hybrid Perovskite Solar Cells via Bifunctional Halogen Bonding Revealed by Two-Dimensional ^{19}F Solid-State NMR Spectroscopy, *J. Am. Chem. Soc.*, 2020, **142**, 1645–1654.
- 222 X. Zhao, *et al.*, Accelerated aging of all-inorganic, interface-stabilized perovskite solar cells, *Science*, 2022, **377**, 307–310.
- 223 L. Jiang, *et al.*, High-Performance Perovskite Solar Cells with a Weak Covalent $\text{TiO}_2:\text{Eu}^{3+}$ Mesoporous Structure, *ACS Appl. Energy Mater.*, 2018, **1**, 93–102.
- 224 H. Lee, *et al.*, UV-Blocking and Transparent Polydimethylsiloxane Film for Improving Stability of Perovskite Photovoltaics, *ACS Appl. Opt. Mater.*, 2023, **1**, 1208–1216.
- 225 Y. Sun, *et al.*, Enhanced UV-light stability of organometal halide perovskite solar cells with interface modification and a UV absorption layer, *J. Mater. Chem. C*, 2017, **5**, 8682–8687.
- 226 R. Keshavarzi, N. Molabahrani, N. Afzali and M. Omrani, Improving Efficiency and Stability of Carbon-Based Perovskite Solar Cells by a Multifunctional Triple-Layer System: Antireflective, UV-Protective, Superhydrophobic, and Self-Cleaning, *Sol. RRL*, 2020, **4**, 2000491.
- 227 R. Datt, *et al.*, Downconversion Materials for Perovskite Solar Cells, *Sol. RRL*, 2022, **6**, 2200266.
- 228 G. P. Baxter, C. H. Hickey and W. C. Holmes, The vapor pressure of iodine, *J. Am. Chem. Soc.*, 1907, **29**, 127–136.
- 229 Y. Zhou, *et al.*, How Photogenerated I₂ Induces I-Rich Phase Formation in Lead Mixed Halide Perovskites, *Adv. Mater.*, 2024, **36**(1), 2305567.
- 230 H. Wang, H. Liu, W. Li, L. Zhu and H. Chen, Inorganic perovskite solar cells based on carbon electrodes, *Nano Energy*, 2020, **77**, 105160.
- 231 J. Pastuszak and P. Węgierek, Photovoltaic Cell Generations and Current Research Directions for Their Development, *Materials*, 2022, **15**(16), 5542.
- 232 T. Zhang, *et al.*, Profiling the organic cation-dependent degradation of organolead halide perovskite solar cells, *J. Mater. Chem. A*, 2017, **5**, 1103–1111.
- 233 K. Liu, *et al.*, Covalent bonding strategy to enable non-volatile organic cation perovskite for highly stable and efficient solar cells, *Joule*, 2023, **7**, 1033–1050.
- 234 Z. Qiu, N. Li, Z. Huang, Q. Chen and H. Zhou, Recent Advances in Improving Phase Stability of Perovskite Solar Cells, *Small Methods*, 2020, **4**, 1900877.
- 235 S. J. Yoon, M. Kuno and P. V. Kamat, Shift Happens. How Halide Ion Defects Influence Photoinduced Segregation in Mixed Halide Perovskites, *ACS Energy Lett.*, 2017, **2**, 1507–1514.
- 236 B. Park and S. I. Seok, Intrinsic Instability of Inorganic–Organic Hybrid Halide Perovskite Materials, *Adv. Mater.*, 2019, **31**, 1805337.
- 237 F. Li and M. Liu, Recent efficient strategies for improving the moisture stability of perovskite solar cells, *J. Mater. Chem. A*, 2017, **5**, 15447–15459.
- 238 T. J. Collins, Designing Ligands for Oxidizing Complexes, *Acc. Chem. Res.*, 1994, **27**, 279–285.
- 239 E. M. Sanehira, *et al.*, Influence of Electrode Interfaces on the Stability of Perovskite Solar Cells: Reduced



Review

- Degradation Using MoO_x/Al for Hole Collection, *ACS Energy Lett.*, 2016, **1**, 38–45.
- 240 Y. Han, *et al.*, Degradation observations of encapsulated planar CH₃NH₃PbI₃ perovskite solar cells at high temperatures and humidity, *J. Mater. Chem. A*, 2015, **3**, 8139–8147.
- 241 J. Chang, *et al.*, Tetrathiafulvalene-based covalent organic frameworks for ultrahigh iodine capture, *Chem. Sci.*, 2021, **12**, 8452–8457.
- 242 Y. Xie, *et al.*, Efficient and simultaneous capture of iodine and methyl iodide achieved by a covalent organic framework, *Nat. Commun.*, 2022, **13**, 2878.

