



Cite this: *Chem. Commun.*, 2018, 54, 12852

Received 3rd October 2018,
Accepted 24th October 2018

DOI: 10.1039/c8cc07908k

rsc.li/chemcomm

Catalytic asymmetric propargyl- and allylboration of hydrazoneoesters: a metal-free approach to sterically encumbered chiral α -amino acid derivatives†

Sybrand J. T. Jonker,^a Colin Diner,^a Göran Schulz,^a Hiroaki Iwamoto,^a Lars Eriksson^b and Kálmán J. Szabó^{a*}

A new asymmetric catalytic propargyl- and allylboration of hydrazoneoesters is reported. The reactions utilize allenyl- and allylboronic acids in the presence of the inexpensive parent BINOL catalyst. The reactions can be performed under mild conditions (0 °C) without any metal catalyst or other additives affording sterically encumbered chiral α -amino acids. This is the first metal-free method for the asymmetric propargyl- and allylboration of hydrazoneoesters.

Unnatural α -amino acids represent a very important class of bioactive compounds in life sciences. As a consequence, there has been great interest in developing new methodologies for their synthesis, in particular for the synthesis of chiral α -amino acids.¹ However, finding efficient methods for the enantio- and diastereoselective *de novo* formation of stereocenters in amino acid products is still a challenging task.² One strategy towards this goal is the enantioselective addition of organoboron species³ to α -iminoesters (Fig. 1). The highly selective allyl-⁴ and propargylboration⁵ of ketones and imines has been demonstrated in many recent studies.⁶ However, the allyl- and propargylboration of iminoesters for the direct synthesis of α -amino acids is less developed. Kobayashi and co-workers⁷ have shown that Zn-catalyzed allylboration of hydrazoneoesters can be used for the asymmetric synthesis of allylated α -amino acids (Fig. 1a). Subsequently, an In-catalyzed variant of this reaction was reported.⁸ Recently, Pyne and co-workers⁹ demonstrated that *N*-*tert*-butylsulfinyl imines undergo In-catalyzed couplings with allenylboron species (Fig. 1b). This reaction proceeds with high stereoselectivity affording propargylated α -amino acids. Related methods can also be used for the synthesis of racemic α -amino acids.¹⁰

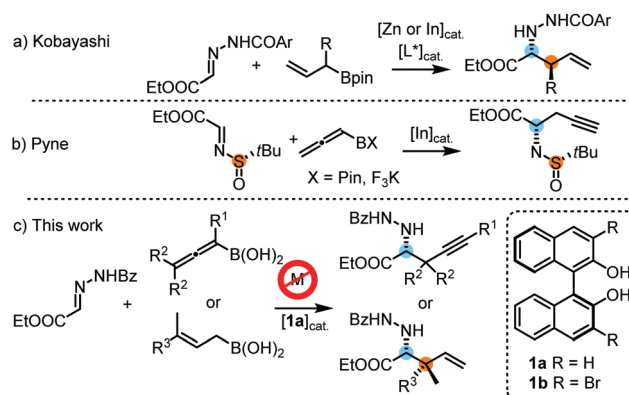


Fig. 1 Asymmetric propargyl- and allylboration of iminoesters for the synthesis of α -amino acid derivatives.

Recently, we have published several studies on the application of allyl-¹¹ and allenylboronic¹² acids for asymmetric allyl-^{6a,b} and propargylations¹² under metal-free conditions using BINOL-based organocatalysts. These methods take advantage of the unusually compact cyclic transition states provided by allylboron reagents that enable high levels of enantio- and diastereoselectivity. In addition, the high reactivity of allyl- and allenylboronic acids allows coupling of densely substituted organoboron species opening a new route for the synthesis of sterically encumbered chiral α -amino acids. Here we present the first report on asymmetric synthesis and catalysis using metal-free allyl- and propargylboration of hydrazone substrates.

Beyond its obvious environmental impact, developing metal-free allyl- and propargylborations has important implications regarding the stereochemical model of this class of reactions. One of the main reasons for using Zn or In catalysis (Fig. 1a and b) in allyl- and propargylborations is that replacing the boron atom with a different metal can make the reagent more reactive or enable a stronger interaction with a chiral element (ligand or coordinating moiety on electrophiles) to achieve efficient stereoinduction. The flip side of this strategy is that the interaction distance between the metal atom and the Lewis-base

^a Department of Organic Chemistry, Stockholm University, SE-106 91 Stockholm, Sweden. E-mail: kalman.j.szabo@su.se

^b Department of Materials and Environmental Chemistry, Stockholm University, SE-106 91 Stockholm, Sweden

† Electronic supplementary information (ESI) available: Detailed experimental procedures and compound characterization data are given. CCDC 1850578. For ESI and crystallographic data in CIF or other electronic format see DOI: 10.1039/c8cc07908k

* These authors contributed equally to this work.



(nitrogen or oxygen center) will be longer¹³ than that with the original boron reagent. DFT calculations on the allylboration of imines and ketones indicate short (1.5–1.7 Å) C–O and C–N bonds in the TS.¹⁴ A compact TS is beneficial for stereoselectivity because it capitalizes steric repulsions between the interacting substituents in the competing TS structures. Here, we report our new method for a highly selective metal-free propargyl- and allylboration reaction affording α -amino acids with one or two new stereocenters (Fig. 1c).

After optimization of the reaction conditions, we observed that benzoyl hydrazone **2** reacted with allenylboronic acid **3a** in the presence of BINOL **1a** (10 mol%) to afford the propargylated α -amino acid **4a** with high enantioselectivity (e.r. 96:4) and in good yield (79%) when the reaction was conducted in toluene at 0 °C (Table 1, entry 1). The reaction proceeds smoothly with a sterically encumbered (tetrasubstituted) allenylboronic acid derivative (**3a**) without any metal catalyst or additive. Deviation from the above optimal conditions led to either lower selectivity or yield (entries 2–8) for the formation of **4b**. When the reaction time of 48 hours was decreased to 24 hours, product **4a** was obtained in a lower yield without any significant change in the enantioselectivity (entry 2). Application of a larger amount (20 mol%) of the BINOL (**1a**) catalyst did not alter the yield or the selectivity (entry 3). At room temperature, the enantioselectivity (e.r. 88:12) was significantly lower than that at 0 °C (e.r. 96:4, entry 4). In our previous studies on asymmetric allyl- and propargylborations, we observed that the addition of aliphatic alcohols, such as EtOH, led to an increase in enantioselectivity.^{6a,b,12} However, the addition of only 2 equiv. of EtOH to the reaction mixture led to a major decrease in enantioselectivity from an e.r. of 96:4 (entry 1) to 50:50 (entry 5). This drastic change in selectivity is a clear indication of the mechanistic differences for the allylboration of hydrazones (such as **2**) and other species, such as ketones and imines. In the allylation- and propargylation of imines and ketones with allyl- and propargylboronic acids, substituted BINOLs, in particular bromo-BINOL **1b**, always outperformed the parent BINOL **1a** in regards to enantioselectivity. However, the enantioselectivity with bromo-BINOL **1b** (e.r. 64:36, entry 6) was much lower than that with BINOL **1a** (e.r. 96:4, entry 1). In addition, the application of **1b** instead of **1a** led to a major decrease in

yield (25%, entry 6). We did not observe product formation (**4a**) in the absence of BINOL catalysts (entry 7). Under these conditions (0 °C), **2** was practically insoluble in toluene. At room temperature, racemic **4a** was formed with 68% yield without BINOL catalysts (entry 8). In previous studies, we have noticed¹⁵ that hydrazones have a poor solubility in toluene, and therefore the racemic allylboration reactions were conducted in DMSO as a solvent.¹⁵ These studies also indicated that only benzoyl hydrazones (such as **2**) reacted with allylboration acids, while other hydrazones did not give any coupling product.¹⁵

With the above optimization results in hand, we studied the synthetic scope of the reaction (Table 2). First, we studied the effects of replacement of **3a** with other tetrasubstituted allenylboronic acids (entries 1–5) and replacement of **1a** with its enantiomer. As expected, when (*R*)-BINOL (entry 2) was employed instead of (*S*)-BINOL **1a** (entry 1), **4b** was formed, which is the enantiomeric form of **4a**. The yield and selectivity were nearly identical in the two reactions, confirming that our method is suitable for the efficient synthesis of both enantiomers of the propargylated α -amino acids. Trimethyl substituted allenylboronic acid **3b** reacted with a bit lower selectivity (e.r. 92:8) than **3a** (entry 3). The replacement of the terminal methyl groups with a cyclohexyl ring (**3c**) did not alter the enantioselectivity (*c.f.* entries 4 and 1). Likewise, the replacement of the butyl substituent on the borylated carbon of **3a**, such as in **3d–e**, allowed for highly selective reactions to the corresponding α -amino acid derivatives **4d–e** (entries 5 and 6).

To our delight, even allylboronic acids, such as **3f–g**, can be employed in this asymmetric functionalization of hydrazonoester **2**. Under the same conditions, geranylboronic acid¹¹ **3f** gave α -amino acid **4g** in good selectivity (e.r. 92:8) and yield (71%). As **3f** is a γ -disubstituted allylboronic acid, two adjacent stereocenters were formed, one of which being quaternary (entry 7). The selective formation of quaternary all carbon stereocenters in acyclic molecules is still considered a challenge in organic synthesis.¹⁶ An important requirement in modern drug development is finding synthetic routes to all stereoisomeric forms of the potentially bioactive compounds with two or multiple stereocenters.¹⁷ We have found that all four stereoisomeric α -amino acids **4g–j** can be synthesized in good selectivity/yield using this method. Application of (*R*)-BINOL leads to the selective formation of **4h**, which is the enantiomer of **4g**. An epimer of **4g**, compound **4i**, can be prepared from nerylboronic acid¹¹ **3g** (which is the stereoisomer of **3f**). α -Amino acid **4j** (enantiomer of **4i** and epimer of **4g** and **4h**) can be prepared by allylboration of hydrazonoester **2** with nerylboronic acid **3g** in the presence of catalytic amounts of (*R*)-BINOL (entry 10). The reactions can be easily scaled up. A 10-fold scale-up of the reaction of **2** with **3a** afforded **4a** with practically the same yield and selectivity, like the reaction on a 0.1 mmol scale (entry 1).

We were not able to obtain crystals of products **4a–j**, which would be suitable for X-ray structure determination, and therefore the absolute configurations were determined by analysis of the corresponding Mosher amides (see the ESI†).¹⁸ A similar method was used for determining the absolute configuration of the amino substituted stereocenter in **4g**. The relative configuration of

Table 1 Variation of reaction conditions for the propargylboration of hydrazone **2**

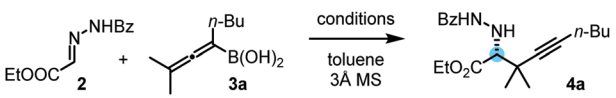
						
Entry	Catalyst	Additive	<i>t</i> (h)	<i>T</i> (°C)	Yield (%)	e.r.
1	10 mol% 1a	None	48	0	79	96:4
2	10 mol% 1a	None	24	0	67	95:5
3	20 mol% 1a	None	48	0	78	97:3
4	10 mol% 1a	None	24	r.t.	83	88:12
5	10 mol% 1a	2 equiv. EtOH	48	0	52	50:50
6	10 mol% 1b	None	48	0	25	64:36
7	No catalyst	None	48	0	0	N/A
8	No catalyst	None	24	r.t.	68	50:50



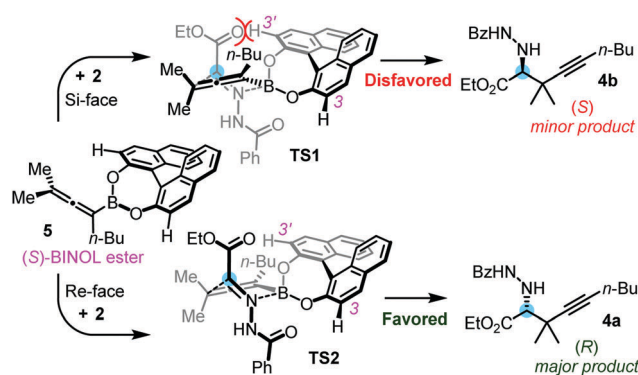
Table 2 Catalytic asymmetric allylboration and propargylboration of hydrazonoester **2** using various boronic acids^a

Entry	Boronic acid	Product	<i>t</i> (h)	Yield ^b (%)	e.r.
1			48	79 75 ^c	96 : 4
2 ^d	3a		48	81	96 : 4
3 ^e			48	66	92 : 8
4			24	63	96 : 4
5			72	66	95 : 5
6			48	56	96 : 4
7			48	71	92 : 8 (97 : 3 dr)
8 ^d	3f		48	78	92 : 8 (97 : 3 dr)
9			48	81	92 : 8 (98 : 2 dr)
10 ^d	3g		48	75	92 : 8 (98 : 2 dr)

^a Unless otherwise stated, **2** (0.1 mmol), **3** (0.12 mmol) and **1a** (0.01 mmol, 10 mol%) were reacted in toluene at 0 °C in the presence of molecular sieves (3 Å MS). ^b Isolated yields. ^c 1 mmol of **2** was applied. ^d (*R*)-BINOL (10 mol%) was used as a catalyst instead of (*S*)-BINOL **1a**. ^e The reaction temperature was −10 °C.

the stereocenters was determined by derivatization of **4h** (see the ESI[†]), which gave a crystalline product suitable for X-ray analysis.

A stereoreduction model for the propargylborylation reaction is given in Fig. 2. For simplicity, we selected the reaction of **2** with **3a** in the presence of **1a** in this model. Similarly to our

**Fig. 2** Proposed stereoreduction model for the asymmetric propargylation of hydrazonoester **2** with BINOL ester **5**.

previous models on the propargylboration of ketones, we suggest that esterification of allenylboronic acid **3a** leads to the formation of boronic ester **5**. Previously, we have performed NMR studies, which indicated that the B(OH)₂ functionality in allylboronic acids undergoes diesterification with BINOL derivatives.^{6a} In addition, our DFT modeling studies on the asymmetric allylboration of imines with allylboronic acids have shown^{14b} that the formation of BINOL esters (such as **5**) leads to a considerable increase in the Lewis acidity of the boron atom, and thus an acceleration of the reactions. The steric interactions at the TS are dependent on which face of prochiral **2** is attacked by chiral species **5**. In the case of the *Si*-face attack (TS1), the C3'-H bond of (*S*)-BINOL **1a** and the COOEt moiety are in close proximity. This (or any other) clash is absent in the *Re*-face arrangement (TS2), which leads to the favored product **4a**. Indeed, **4a** was formed in high selectivity (e.r. 96 : 4) in the above reaction (Table 1, entry 1). As mentioned above, **2** has a very poor solubility in toluene at 0 °C, which may explain why racemic propargylboration in the absence of BINOL did not occur (Table 1, entry 7). The poor performance of bromo-BINOL **1b** (Table 1, entry 6) is probably due to possible clashes even in a TS2-like transition state, for example by the (long) C3-Br bond and the NHCOPh group of **2**. Accordingly, when bromo-BINOL **1b** is applied as a catalyst, the C3'-Br bond is supposed to clash with the COOEt moiety in a TS1-type of transition state, while the C3-Br bond and the NHCOPh group would clash in TS2 rendering both transition states sterically hindered. The relatively low yield (25%) in the case of application of bromo-BINOL **1b** (Table 1, entry 6) indicates a slow reaction, which is probably the consequence of the relatively high activation barrier raised by both the TS1- and TS2-types of transition states.

A simplified stereoreduction model is presented for the allylboration reaction of **2** and **3f** in the presence of (*S*)-BINOL **1a** in Fig. 3. In the case of the *Re*-face approach (TS3), there is no major clash between the COOEt moiety of **2** and the C3'-H bond of (*S*)-BINOL ester **6**. The relative stereochemistry of the newly formed stereocenters is controlled by the *E*-configuration of the COOEt and NHCOPh functionalities along the C=N bond of **2**. A proposed mechanism for the catalytic cycle for propargylboration of **2** with **3a** in the presence of BINOL **1a** is presented in the ESI[†].



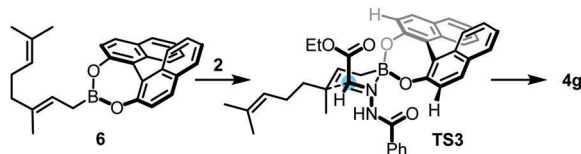


Fig. 3 Proposed stereoinduction model for the asymmetric allylation of hydrazonoester **2** with BINOL ester **6**.

In conclusion, we have shown that the catalytic asymmetric propargyl- and allylboration of hydrazonoester **2** can be performed in very high selectivity in the presence of inexpensive BINOL. The reaction results in α -amino acids with high enantioselectivity and in generally good yields. The reactions can be performed without the application of metal catalysts, which is probably beneficial for the very high selectivity. In fact, this study presents the first metal-free asymmetric propargyl- and allylboration of hydrazones. In this reaction densely substituted allenyl- and allylboronic acids can be employed opening a new route to asymmetric synthesis of sterically encumbered α -amino acids. Thus, the present study further expands the synthetic scope of propargyl- and allylboronic acids, which are useful species in natural product synthesis¹⁹ and in the asymmetric synthesis of complex molecules.^{6a,b}

We are grateful to Mr Erik Ulriksson Ardehed for performing some of the experiments. Support from the Swedish Research Council is greatly appreciated. An ERASMUS stipend for G. S. is gratefully acknowledged. H. I. thanks the Japan Society for the Promotion of Science (JSPS) for financial support. A generous gift of $B_2(OH)_4$ from Allychem is highly appreciated.

Conflicts of interest

There are no conflicts to declare.

Notes and references

- V. A. Soloshonok and K. Izawa, Current Frontiers in Asymmetric Synthesis and Application of α -Amino Acids, *ACS Symposium Series*, Oxford University Press, Oxford, 2009.
- (a) K. Maruoka and T. Ooi, *Chem. Rev.*, 2003, **103**, 3013; (b) H. Shimizu, I. Nagasaki, K. Matsumura, N. Sayo and T. Saito, *Acc. Chem. Res.*, 2007, **40**, 1385; (c) J. L. Aceña, A. E. Sorochinsky and V. A. Soloshonok, *Synthesis*, 2012, 1591; (d) U. Kazmaier, S. Maier and F. L. Zumpe, *Synlett*, 2000, 1523; (e) Y. Ohfuné and T. Shinada, *Eur. J. Org. Chem.*, 2005, 5127; (f) T. Kanayama, K. Yoshida, H. Miyabe and Y. Takemoto, *Angew. Chem., Int. Ed.*, 2003, **42**, 2054; (g) X. Huo, J. Zhang, J. Fu, R. He and W. Zhang, *J. Am. Chem. Soc.*, 2018, **140**, 2080; (h) R. Berger, K. Duff and J. L. Leighton, *J. Am. Chem. Soc.*, 2004, **126**, 5686.
- (a) D. G. Hall, *Boronic Acids*, Wiley, Weinheim, 2011; (b) D. G. Hall and H. Lachance, *Allylboration of Carbonyl Compounds*, Wiley, Hoboken, New Jersey, 2012.
- (a) C. Diner and K. J. Szabó, *J. Am. Chem. Soc.*, 2017, **139**, 2; (b) H.-X. Huo, J. R. Duvall, M.-Y. Huang and R. Hong, *Org. Chem. Front.*, 2014, **1**, 303; (c) T. R. Ramadhar and R. A. Batey, *Synthesis*, 2011, 1321.
- T. Thaima, F. Zamani, C. J. T. Hyland and S. G. Pyne, *Synthesis*, 2018, 1461.
- (a) R. Alam, T. Vollgraff, L. Eriksson and K. J. Szabó, *J. Am. Chem. Soc.*, 2015, **137**, 11262; (b) R. Alam, C. Diner, S. Jonker, L. Eriksson and K. J. Szabó, *Angew. Chem., Int. Ed.*, 2016, **55**, 14417; (c) R. J. Morrison and A. H. Hoveyda, *Angew. Chem., Int. Ed.*, 2018, **57**, 11654; (d) F. W. van der Mei, H. Miyamoto, D. L. Silverio and A. H. Hoveyda, *Angew. Chem., Int. Ed.*, 2016, **55**, 4701; (e) D. L. Silverio, S. Torker, T. Pilyugina, E. M. Vieira, M. L. Snapper, F. Haeffner and A. H. Hoveyda, *Nature*, 2013, **494**, 216; (f) J. L. Y. Chen and V. K. Aggarwal, *Angew. Chem., Int. Ed.*, 2014, **53**, 10992; (g) K. Yeung, R. E. Ruscoe, J. Rae, A. P. Pulis and D. J. Procter, *Angew. Chem., Int. Ed.*, 2016, **55**, 11912; (h) Y. Jiang and S. E. Schaus, *Angew. Chem., Int. Ed.*, 2017, **56**, 1544; (i) S. Lou, P. N. Moquist and S. E. Schaus, *J. Am. Chem. Soc.*, 2006, **128**, 12660; (j) S. Lou, P. N. Moquist and S. E. Schaus, *J. Am. Chem. Soc.*, 2007, **129**, 15398; (k) H. Wu, F. Haeffner and A. H. Hoveyda, *J. Am. Chem. Soc.*, 2014, **136**, 3780; (l) N. Balasubramanian, T. Mandal and G. R. Cook, *Org. Lett.*, 2015, **17**, 314; (m) T. R. Wu and J. M. Chong, *J. Am. Chem. Soc.*, 2005, **127**, 3244; (n) J. M. Chong, L. Shen and N. J. Taylor, *J. Am. Chem. Soc.*, 2000, **122**, 1822.
- M. Fujita, T. Nagano, U. Schneider, T. Hamada, C. Ogawa and S. Kobayashi, *J. Am. Chem. Soc.*, 2008, **130**, 2914.
- A. Chakrabarti, H. Konishi, M. Yamaguchi, U. Schneider and S. Kobayashi, *Angew. Chem., Int. Ed.*, 2010, **49**, 1838.
- R. K. Chambers, N. Chaipukdee, T. Thaima, K. Kanokmedhakul and S. G. Pyne, *Eur. J. Org. Chem.*, 2016, 3765.
- (a) F. Liepouri, G. Bernasconi and N. A. Petasis, *Org. Lett.*, 2015, **17**, 1628; (b) S. Kobayashi, T. Kitanosono and M. Ueno, *Synlett*, 2010, 2033; (c) N. Selander, A. Kipke, S. Sebelius and K. J. Szabó, *J. Am. Chem. Soc.*, 2007, **129**, 13723.
- M. Raducan, R. Alam and K. J. Szabó, *Angew. Chem., Int. Ed.*, 2012, **51**, 13050.
- J. Zhao, S. J. T. Jonker, D. N. Meyer, G. Schulz, C. D. Tran, L. Eriksson and K. J. Szabo, *Chem. Sci.*, 2018, **9**, 3305.
- (a) R. W. Hoffmann, *Angew. Chem., Int. Ed.*, 1982, **21**, 555; (b) D. A. Evans, J. V. Nelson and T. R. Taber, *Top. Stereochem.*, 1982, **13**, 1.
- (a) R. Alam, A. Das, G. Huang, L. Eriksson, F. Himo and K. J. Szabó, *Chem. Sci.*, 2014, **5**, 2732; (b) G. Huang, C. Diner, K. J. Szabó and F. Himo, *Org. Lett.*, 2017, **19**, 5904.
- A. Das, R. Alam, L. Eriksson and K. J. Szabó, *Org. Lett.*, 2014, **16**, 3808.
- (a) I. Marek, Y. Minko, M. Pasco, T. Mejuch, N. Gilboa, H. Chechik and J. P. Das, *J. Am. Chem. Soc.*, 2014, **136**, 2682; (b) K. W. Quasdorf and L. E. Overman, *Nature*, 2014, **516**, 181.
- S. Krautwald, D. Sarlah, M. A. Schafroth and E. M. Carreira, *Science*, 2013, **340**, 1065.
- (a) D. A. Allen, A. E. Tomaso, O. P. Priest, D. F. Hindson and J. L. Hurlburt, *J. Chem. Educ.*, 2008, **85**, 698; (b) T. R. Hoyer, C. S. Jeffrey and F. Shao, *Nat. Protoc.*, 2007, **2**, 2451.
- (a) Z. Lu, M. Yang, P. Chen, X. Xiong and A. Li, *Angew. Chem., Int. Ed.*, 2014, **53**, 13840; (b) E. P. Farney, S. S. Feng, F. Schäfers and S. E. Reisman, *J. Am. Chem. Soc.*, 2018, **140**, 1267.

