


 Cite this: *RSC Adv.*, 2024, 14, 36173

Computational discovery of two-dimensional tetragonal group IV–V monolayers †

 Qiubao Lin,^a Jungang Huang,^a Yimei Fang,^a  *^a Feng Zheng,^b  ^a Kaixuan Chen,^b Shunqing Wu  *^c and Zi-Zhong Zhu  ^{cd}

The two-dimensional (2D) hexagonal group IV–V family has attracted significant attention due to their unique properties and potential applications in electronics, spintronics, and photocatalysis. In this study, we report the discovery of a stable tetragonal allotrope, termed the Td4 phase, of 2D IV–V monolayers through a structural search utilizing an adaptive genetic algorithm. We investigate the geometric structures, structural stabilities, and band structures of the Td4-phase 2D IV–V monolayers (where IV = Si, Ge, Sn; V = P, As, Sb) based on the first-principles calculations. All the investigated 2D IV–V monolayers are dynamically and thermodynamically stable, and exhibit metallic behavior in their pristine form. Furthermore, we investigate the effects of surface hydrogenation on the electronic structures of these monolayers. Except for the hydrogenated GeSb monolayer, the remaining 2D IV–V monolayers turn into indirect semiconductors, with band gap values ranging from 0.15 to 1.12 eV. This work expands the known structural motifs within the 2D group IV–V family and contributes to the ongoing exploration of low-dimensional materials.

Received 13th September 2024

Accepted 6th November 2024

DOI: 10.1039/d4ra06623e

rsc.li/rsc-advances

1. Introduction

In recent years, the development of electronic devices has moved rapidly in the direction of miniaturized and portable devices, triggering an explosion of interest in low-dimensional materials.^{1–4} Research in two-dimensional materials, especially two-dimensional honeycomb structure materials, was inspired by the spectacular success of graphene. Due to the unique symmetry of the honeycomb structure, graphene-like two dimensional monolayers manifest a variety of novel electronic properties. In addition to graphene,⁵ atomically thin films of group IV elements, *i.e.*, silicene,⁶ germanene,⁶ and stanene⁷ have also been predicted to be quantum spin Hall insulators. For group V elements, Sb and As monolayers with buckled honeycomb structures, namely antimonene and arsenene,⁸ are wide-band-gap semiconductors at their equilibrium lattice constants and can be turned into quantum spin Hall insulators *via* tensile strains.⁹ Pristine Sb and Bi monolayer honeycomb structures with planar geometry are reported to be topological crystalline

insulators¹⁰ while chemically-modified planar Sb and Bi monolayers are predicted to be quantum anomalous Hall insulators.¹¹

In addition to elemental monolayers, single-layer honeycomb lattices of group IV–V compounds have attracted significant attention in recent years. These 2D group IV–V monolayers exhibit three hexagonal allotropes designated as α , α' , and β phases, respectively. The α and α' phase in the $P6m2$ space group exhibit mirror symmetry, while the β phase in the $P3m1$ space group possesses inversion symmetry.^{12,13} The difference between the α' and α phase lies in their stacking sequence. In the α phase, the four sublayers are stacked in the IV–V–V–IV sequence, whereas in the α' phase, they are arranged in the V–IV–IV–V sequence.¹⁴ Although these hexagonal phases are close to each other in formation energies, the α phase is energetically more favorable for most 2D group IV–V monolayers. Over the past decade, significant efforts have been dedicated to exploring and tuning the electronic, optical, photocatalytic, and thermoelectric properties of 2D group IV–V monolayers. These investigations have demonstrated that hexagonal 2D group IV–V monolayers possess favorable band gaps and band edge positions for photocatalytic applications,^{15,16} exceptional power factor for thermoelectric devices,¹⁷ and notable spin-valley splitting¹⁴ or hidden Rashba effects¹⁸ for spintronic applications.

Nevertheless, the hexagonal motif is not the only possible building block of 2D group IV–V monolayers with 1 : 1 stoichiometry. Ashton *et al.* proposed that 2D group IV–V monolayers can adopt a stable monoclinic Cm phase, which is the 2D derivative of layered bulk structures of SiP,¹⁹ and is characterized by buckled IV–V pentagons and hexagons. For 2D group IV–V monolayers

^aSchool of Science, Jimei University, Xiamen 361021, China. E-mail: ymfang@jmu.edu.cn

^bXiamen Changelight Co., Ltd, 361101, Xiamen, China

^cDepartment of Physics, OSED, Key Laboratory of Low Dimensional Condensed Matter Physics (Department of Education of Fujian Province), Xiamen University, Xiamen 361005, China. E-mail: wsq@xmu.edu.cn

^dFujian Provincial Key Laboratory of Theoretical and Computational Chemistry, Xiamen 361005, China

 † Electronic supplementary information (ESI) available. See DOI: <https://doi.org/10.1039/d4ra06623e>


(where IV = Si, Ge, Sn, Pb and V = As, Sb, Bi), the Cm phase is more stable compared to the α phase. To date, several $C2/m$ phase 2D IV–V (IV = Si, Ge; V = P, As) monolayers were successfully exfoliated from their bulk counterparts.²⁰ Xu *et al.* theoretically designed a tetragonal allotrope of 2D IVBi (IV = Si, Ge, Sn) monolayers and proved that these structures are dynamically and thermodynamically stable. This tetragonal phase features alternating square and octagonal rings and exhibit semiconducting behavior with band gaps ranging from 0.062 to 0.226 eV.²¹

Considering the diverse structural motifs present in 2D monolayers with 1 : 1 stoichiometry, it is reasonable to speculate that novel stable or metastable allotropes are likely to exist within the 2D group IV–V family. Motivated by previous discoveries of allotropes of 2D group IV–V monolayers, we performed a structural search on 2D IV–V monolayers using adaptive generic algorithm and found a new stable tetragonal allotrope (termed Td4 phase) of 2D IV–V monolayers. We report from the first-principles calculations the geometric structures, structural stabilities, and band structures of the Td4 phase of 2D IV–V monolayers. All the 2D IV–V (IV = Si, Ge, Sn; V = P, As, Sb) monolayers exhibit metallic behaviors. We also investigated the surface hydrogenation effect on the electronic structures of the 2D IV–V monolayers in the Td4 structure. Except for the hydrogenated GeSb monolayer, all the other 2D IV–V monolayers becomes indirect semiconductors with band gap values ranging from 0.15 to 1.12 eV.

2. Method

All calculations are performed based on density functional theory and the projector-augmented wave (PAW) representations²² as implemented in the Vienna *ab initio* Simulation Package (VASP).^{23,24} The exchange–correlation interaction is treated with the local density approximation (LDA). We employ a kinetic energy cutoff of 500 eV for wave functions expanded in plane wave basis and allow all atoms to relax until forces are less than 10^{-3} eV \AA^{-1} . A tetragonal unit cell was utilized for modeling the crystal structure and a vacuum of ~ 15 \AA was introduced in the out-of-plane direction in order to avoid interactions between two periodic monolayers. For Brillouin zone sampling, we generate a $m \times m \times 1$ Γ -centered grid according to the Monkhorst–Pack scheme,²⁵ with k -point resolution of 0.025\AA^{-1} for relaxation and 0.01\AA^{-1} for self-consistent calculation. The phonon dispersions were calculated using the finite displacement approach as implemented in the PHONOPY code.²⁶ The *ab initio* molecular dynamics (AIMD) simulations were carried out in the canonical ensemble with a Nosé–Hoover heat bath²⁷ for 10 ps with a time step of 2 fs at 300 K using a $4 \times 4 \times 1$ supercell.

3. Results and discussions

3.1 Atomic structure

To identify low-energy 2D group IV–V monolayers, we perform an adaptive generic algorithm (AGA)²⁸ for the structural prediction of binary IV–V compounds with fixed chemical stoichiometry of 1 : 1 under various formulas. The AGA

successfully predicts two low-energy orthorhombic structures, as shown in Fig. 1. Both structures crystallize in tetragonal lattices with $P4/nmm$ symmetry, each comprising two group IV atoms and two group V atoms within its unit cell. Fig. 1(a–d) depict the top and side views of the atomic configurations of the two tetragonal group IV–V monolayers. From the top views (Fig. 1(a) and (b)), it is evident that both structures consist of tetragonal arrangements formed by alternating group IV and V atoms. However, notable differences arise in the side views. To differentiate between the two tetragonal structures, we designate them as Td3 and Td4, respectively. The Td3 phase shares the same structure with the 2D iron monochalcogenides, as shown in Fig. 1(a) and (c). This phase features a three-atom-thick configuration from the side view, with the group IV layer sandwiched between the two group V layers, hence the designation Td3 phase. In contrast, the Td4 phase is characterized by a four-atom-thick structure from the side view, which can be considered as the stacking of two zigzag IV–V chains along the c -axis. The two zigzag chains are associated by the glide mirror operation $\bar{M}_z = \{m_{001}|0.5, 0.5, 0.0\}$. The glide line and the mirror-invariant line are indicated by green dashed line in Fig. 1(b) and (d), respectively. The green arrows in Fig. 1(a) and (c) illustrate the structural transformation from the Td3 phase to the Td4 phase. The transition from the Td3 phase to the Td4 phase occurs when the corner group V atom is shifted by $\frac{a}{2}$ along the a -axis, the central group V atom is displaced by $\frac{a}{2}$ along the b -axis, and the neighboring group IV atoms are shifted by $\pm \frac{h_{IV-IV}}{2}$ along the c -axis, respectively. Here, a represents the in-plane lattice constant, while h_{IV-IV} denotes the vertical distance between group IV atoms as shown in Fig. 1(d).

The Td3 and Td4 phases also differ in their coordination numbers. In the Td3 phase, each IV(V) atom is bonded to four V(IV) atoms, as shown in the left panel of Fig. 1(a). In contrast, in the Td4 phase, each IV(V) atom is bonded to five V(IV) atom. The group IV- or V-atom centered polyhedrons are shown in the right panel of Fig. 1(b). As a result, the Td4 phase is energetically more favorable than the Td3 phase. Therefore, we will focus our discussion on the Td4 phase in the following context. It is noteworthy that several theoretically designed 2D transition metal carbides,^{29,30} transition metal borides,³¹ and transition metal pnictides^{32–35} crystallize in the same Td4 structure.

Table 1 tabulates the optimized structural parameters of 2D group IV–V monolayers in the Td4 phase. The equilibrium lattice constants (a), in-plane and out-of-plane bond lengths of the IV–V bond (d_{IV-V}^{ab} and d_{IV-V}^c), and the vertical distances between V–V atoms (h_{V-V}) all increase monotonically as the atomic radius of the group IV and V atoms increases. While the vertical distances between IV–IV atoms (h_{IV-IV}) increases with the row number of the group IV atom, it fluctuates only within 0.1 \AA for compounds with the same IV atom but different V atom.

3.2 Structure stabilities

To assess the energetic stability of the tetragonal structures of 2D group IV–V monolayers, we calculate their cohesive energies



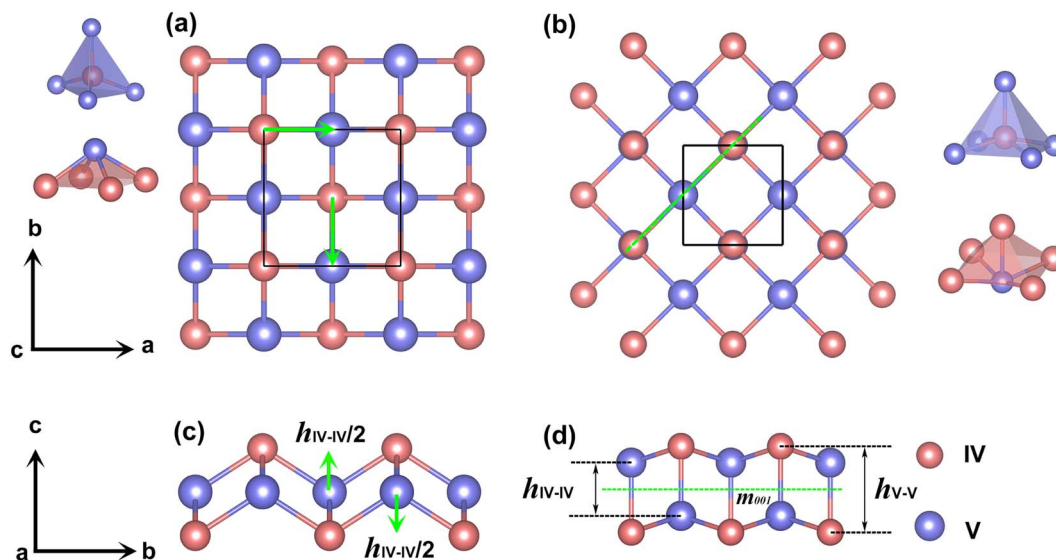


Fig. 1 (a and c) Top and side views of 2D group IV–V monolayers in the Td3 phase, (b and d) corresponding ones for the Td4 phase. The group IV- and V-atom centered polyhedrons are shown in the left panel of (a) for the Td3 phase, and shown in the right panel of (b) for the Td4 phase. The green arrows in (a) and (c) illustrate the transformation from the Td3 phase to the Td4 phase. The green dashed lines in (b) and (d) indicate the glide line and the mirror plane respectively.

Table 1 Structural parameters and cohesive energies of 2D IV–V monolayers in Td4 phase. The optimized lattice constant (a), in-plane IV–V bond lengths (d_{IV-V}^{ab}), out-of-plane IV–V bond lengths (d_{IV-V}^c), vertical distance of IV–IV atoms (h_{IV-IV}), vertical distance of V–V atoms (h_{V-V}), and cohesive energies (E_c) calculated at the LDA functional

| System | a (Å) | d_{IV-V}^{ab} (Å) | d_{IV-V}^c (Å) | h_{IV-IV} (Å) | h_{V-V} (Å) | E_c (eV per atom) |
|--------|---------|---------------------|------------------|-----------------|---------------|---------------------|
| SiP | 3.380 | 2.420 | 2.337 | 1.955 | 2.720 | −5.874 |
| SiAs | 3.550 | 2.438 | 2.569 | 1.892 | 2.983 | −5.437 |
| SiSb | 3.811 | 2.783 | 2.635 | 1.942 | 3.328 | −4.990 |
| GeP | 3.530 | 2.530 | 2.434 | 2.023 | 2.845 | −5.402 |
| GeAs | 3.670 | 2.650 | 2.538 | 2.000 | 3.074 | −5.093 |
| GeSb | 3.899 | 2.848 | 2.708 | 1.933 | 3.423 | −4.746 |
| SnP | 3.811 | 2.718 | 2.651 | 2.297 | 3.005 | −5.117 |
| SnAs | 3.928 | 2.823 | 2.740 | 2.237 | 3.244 | −4.865 |
| SnSb | 4.162 | 3.016 | 2.911 | 2.254 | 3.567 | −4.625 |

(E_c) and compare them with the ones of the α phase. The cohesive energy of single-layer group IV–V is determined as,

$$E_c = E[IV_nV_n] - n \times E_{\text{atom}}^{\text{IV}} - n \times E_{\text{atom}}^{\text{V}} \quad (1)$$

where $E[IV_nV_n]$ denotes the total energies of single-layer group IV–V, n is the number of group IV or V atoms in the unit cell, $E_{\text{atom}}^{\text{IV}}$ and $E_{\text{atom}}^{\text{V}}$ are energies of the isolated atoms of group IV and group V, respectively. As listed in Table 1, the cohesive energies of 2D IV–V monolayers are all negative, implying that they are stable in energy. Fig. 2 depicts the differences in cohesive energies (ΔE_c) of the Td3 and Td4 phases with respect to the α phase. To ensure the reliability of our calculations, we also include ΔE_c for the β and Cm phase. Our results show that Cm phase is more stable than α phase for IV = As and Sb, which is consistent with previous findings.¹⁹ It is observed that ΔE_c of

Td3 and Td4 phases decrease with the increasing atomic number of group IV or group V elements. For the SnSb monolayer, ΔE_c^{Td4} becomes negative and is more negative than ΔE_c^{Cm} , indicating that the Td4 is energetically more favorable than both the α and Cm phases. Consequently, the Td4 phase emerges as the lowest-energy configuration for 2D SnSb. The results further indicate that the Td4 phase is energetically more favorable than the Td3 phase by an energy difference of 100 to 240 meV per atom for the 2D group IV–V (IV = Si, Ge, Sn; V = P, As, Sb) monolayers. Therefore, we will focus our discussions on the Td4 phase in the subsequent sections.

We further investigate the dynamical stabilities of the 2D group IV–V monolayers by performing phonon dispersion calculations. As illustrated in Fig. 3, all the 2D group IV–V monolayers examined in this study exhibit no imaginary frequencies throughout the entire Brillouin zone, indicating

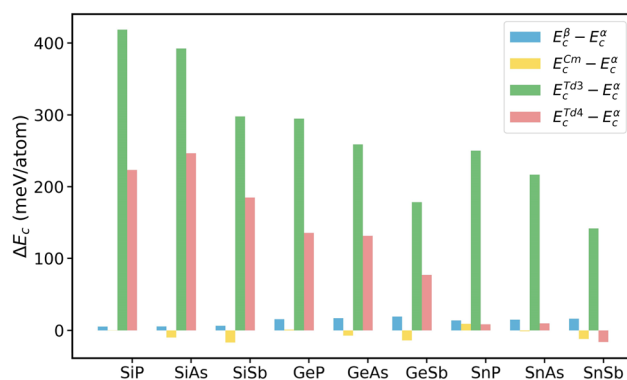


Fig. 2 Cohesive energy differences of β -, Cm-, Td3-, and Td4-phase group IV–V (X = Si, Ge, Sn; Y = P, As, Sb) monolayers with respect to α phase.



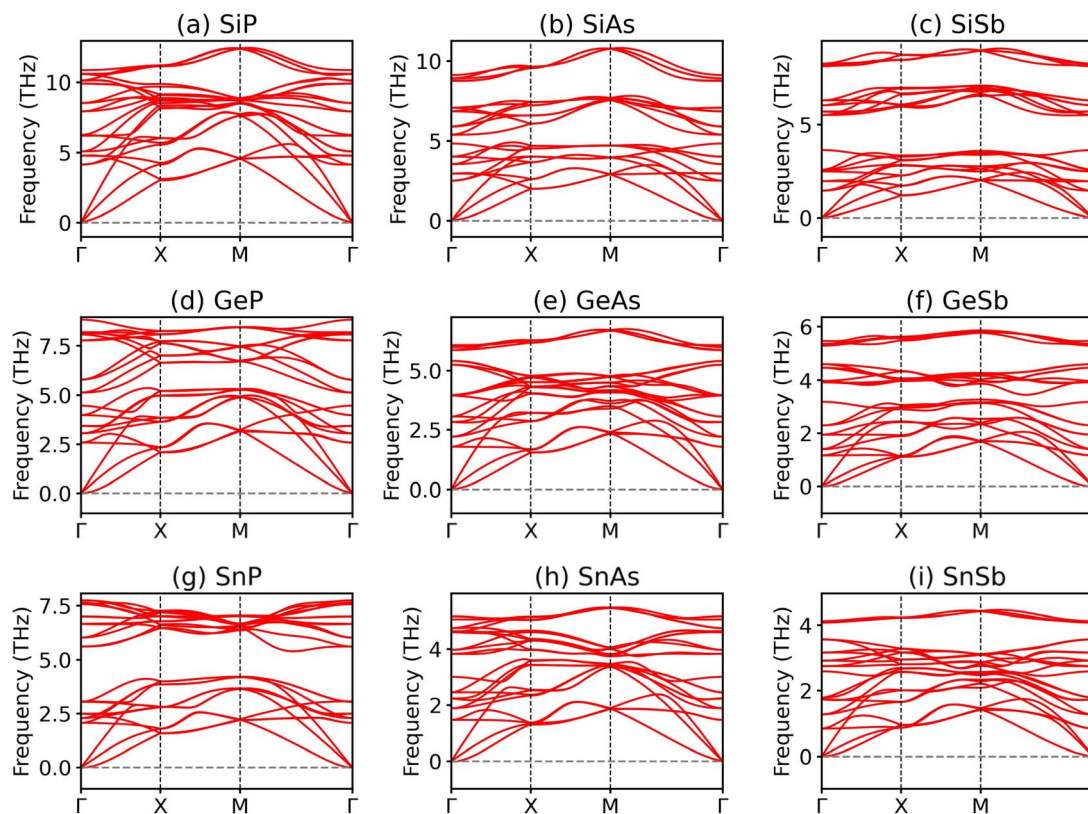


Fig. 3 (a–i) Phonon dispersions of 2D group IV–V (X = Si, Ge, Sn; Y = P, As, Sb) monolayers in the Td4 structure.

Table 2 Mechanical properties of 2D IV–V monolayers in the Td4 structure. The units of elastic constants (C_{11} , C_{12} , and C_{66}) are in N m^{-1}

| System | C_{11} | C_{12} | C_{66} | Stability |
|--------|----------|----------|----------|-----------|
| SiP | 81.30 | 66.57 | 57.41 | Stable |
| SiAs | 97.34 | 59.18 | 56.88 | Stable |
| SiSb | 78.86 | 43.05 | 46.39 | Stable |
| GeP | 115.65 | 44.18 | 54.90 | Stable |
| GeAs | 62.43 | 61.58 | 35.68 | Stable |
| GeSb | 37.68 | 37.68 | 32.89 | Unstable |
| SnP | 99.72 | 37.54 | 45.79 | Stable |
| SnAs | 68.31 | 74.71 | 49.20 | Unstable |
| SnSb | 75.21 | 35.17 | 44.503 | Stable |

that the Td4-phase group IV–V monolayers are dynamically stable. The thermodynamical stabilities of the Td4-phase 2D group IV–V monolayers are also confirmed by the AIMD simulations. As depicted in Fig. S1,[†] none of the 2D group IV–V monolayers exhibits appreciable distortions after heating at 300 K for 10 ps. Additionally, the total energies of these monolayers exhibit only minor oscillations around their respective average values, suggesting that all the 9 group IV–V monolayers are thermodynamically stable at room temperature. We also examine the structural stabilities of the Td4-phase group IV–V monolayers under lattice distortions by calculating the elastic constants, which are evaluated from the second partial derivative of strain energy with respect to strain as implemented in VASPKit code.³⁶ For the Td4-phase group IV–V monolayers with tetragonal symmetry, there are three independent elastic

constants C_{11} , C_{12} , and C_{66} , which should satisfy the Born–Huang criteria as $C_{66} > 0$ and $|C_{11}| > C_{12}$ to guarantee the mechanical stabilities of the group IV–V monolayers. The elastic constants as tabulated in Table 2 show that all the 2D group IV–V monolayers are mechanical stable except for the GeSb and SnAs monolayers.

3.3 Electronic structures

The electronic band structures of stable group IV–V monolayers are illustrated in Fig. 4. Given that the 2D group IV–V binaries studied in this work contain heavy elements, the spin–orbit coupling (SOC) effect may significantly influence their electronic structures; thus, we incorporate SOC interactions in our band structure calculations. As shown in Fig. 4, all monolayers exhibit metallic properties. Due to their isoelectronic and isostructural nature, these monolayers share similar band structure profiles. Notably, the SOC effect prominently affects the bands crossing the Fermi level along the high-symmetry X–M line. For lighter elements, such as SiP, the two bands remain degenerate. However, as the atomic mass of the constituent element increases, the bands split due to the SOC effect, a phenomenon particularly evident in the SnSb monolayer, which exhibits the strongest SOC interaction among the 9 monolayers. The elemental and orbital-resolved density of states (DOS) as presented in Fig. S2[†] reveal that the energy bands near the Fermi level are dominated by the hybridization of $p_{x,y}$ orbitals of both the IV and V elements and s orbital of IV element.



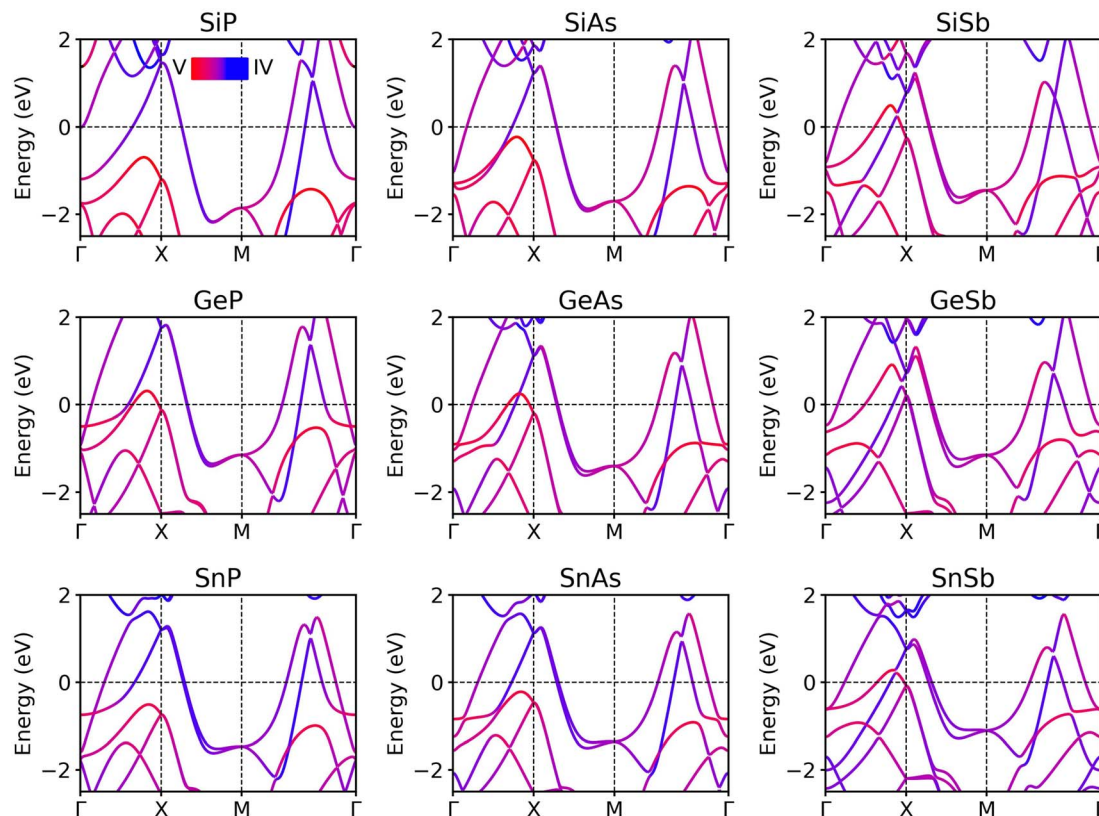


Fig. 4 Elemental projected band structures of stable group IV–V monolayers in the Td₄ structure calculated at the LDA functional level with SOC. The red and blue lines indicate the contributions from group V and group IV atoms, respectively. The purple lines signify a combined contribution from both group V and group IV atoms.

3.4 Hydrogenation

Surface functionalization constitutes an effective method to modulate the electronic structures of 2D materials. We decorated IV elements with hydrogen atoms to create chemically new materials of H-IV–V monolayers. The optimized atomic structures of the hydrogenated group IV–V monolayers are shown in Fig. S3.† Initially, the hydrogen atoms are positioned directly above or below the group IV atoms, with the upper-layer group IV(V) atoms aligned directly above the lower-layer group V(IV) atoms from a top view. The atomic structures of 2D H–SiP, H–SiAs, H–GeP, H–SnP, and H–SnSb exhibit minimal changes after full relaxation. However, for 2D H–SiSb, H–GeAs, H–GeSb, and H–SnAs, the upper-layer group IV(V) atoms shift away from their corresponding lower-layer group V(IV) atoms, resulting in the formation of distorted IV–V hexagonal rings within the same layer. To investigate the impact of hydrogenation on the thermodynamic stability of 2D group IV–V monolayers, we performed AIMD simulations for 2D hydrogenated group IV–V monolayers at 300 K. As shown in Fig. S4,† the total energies of the 2D H–SiSb, H–GeAs, and H–SnAs monolayers fluctuate within a narrow energy range, and their final structures exhibit only minor distortions after being heated at 300 K for 10 ps. This suggests that the 2D SiSb, GeAs, and SnAs monolayers remain thermodynamically stable at room temperature upon hydrogenation. In contrast, the 2D H–SiP, H–

SiSb, H–GeP, H–GeSb, H–SnP, and H–SnSb monolayers display significant structural distortions, indicating that they are thermodynamically unstable.

Band structure calculations, as depicted in Fig. 5, reveal that, with the exception of the hydrogenated GeSb monolayer—which retains its metallic character—all other hydrogenated IV–V monolayers exhibit fully gapped electronic structures, with indirect band gap values ranging from 0.15 eV for hydrogenated SiSb to 1.12 eV for the hydrogenated SiP monolayer. Notably, for 2D hydrogenated IV–V monolayers that share the same constituent IV element, the band gaps decrease with increasing atomic mass of group V element. Conversely, when considering 2D hydrogenated IV–V monolayers composed of the same V element, no clear correlation emerges between the band gap values and the atomic mass of the group IV atom. The LDA functional is known to underestimate the band gaps of semiconductors. To better describe the band gaps, we also apply the Heyd–Scuseria–Ernzerhof (HSE) hybrid functional^{37,38} to calculate the electronic structures of the 2D hydrogenated IV–V monolayers. As depicted in Fig. S5,† the HSE functional yield larger band gap values with respect to the LDA functional. For instance, the band gap of H–SiP is calculated to be 1.12 eV at the LDA level, whereas it increases to 1.56 eV when applying the HSE06 functional. To elucidate the impact of hydrogenation on the electronic structure of the 2D group IV–V monolayers, we present in Fig. S6† the orbital-projected DOS for both the SiP



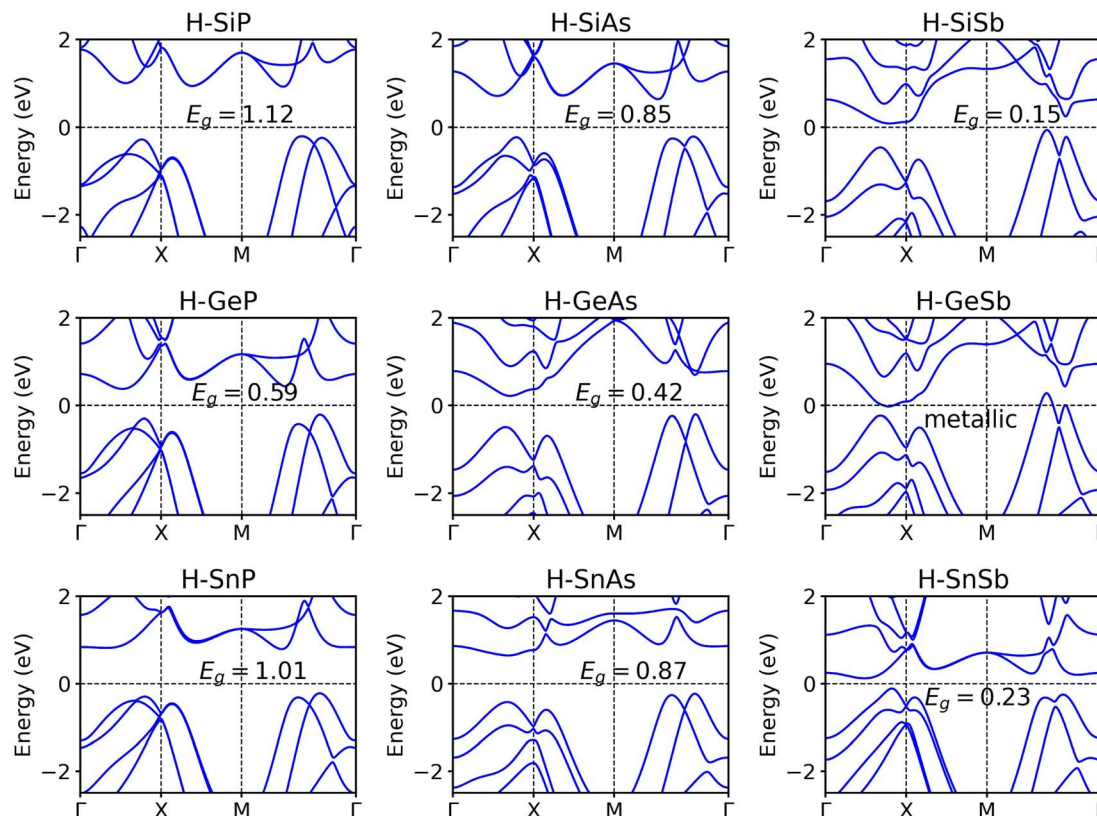


Fig. 5 Band structures of hydrogenated group IV–V monolayers in the Td4 structure calculated with the LDA functional with SOC.

monolayer and its hydrogenated counterpart. The observed hybridization between the s orbital of the hydrogen atom and the p orbitals of the IV atoms leads to the opening of a band gap in the hydrogenated IV–V monolayers.

4. Conclusions

To summarize, we have proposed a novel tetragonal phase of group IV–V monolayers (IV = Si, Ge, Sn; V = P, As, Sb) with the aid of adaptive genetic algorithm. We have proved the energetic, dynamical, and thermodynamical stabilities of these monolayers by the total energy calculations, phonon dispersion calculation, and AIMD simulations. All the 9 group IV–V monolayers exhibit metallic behavior with the inclusion of SOC effect. After decoration of hydrogen on the IV atoms of the group IV–V monolayers, all the H-IV–V monolayers becomes indirect semiconductor with band gap values ranging from 0.15 to 1.12 eV. Our studies expand the family of the group IV–V monolayers.

Data availability

We confirm that the data supporting the finding of this study are available within the main article.

Conflicts of interest

There are no conflicts to declare.

Acknowledgements

Work at Jimei University was supported by the National Natural Science Foundation of China No. 52071156, the Natural Science Foundation of Xiamen, China (3502Z202372015) and the Research Foundation of Jimei University (ZQ2024086, ZQ2023013). Work at Xiamen University was supported by the Fundamental Research Funds for the Central Universities (Grant No. 20720210023). Shaorong Fang and Tianfu Wu from the Information and Network Center of Xiamen University are acknowledged for their help with GPU computing.

References

- G. Fiori, F. Bonaccorso, G. Iannaccone, T. Palacios, D. Neumaier, A. Seabaugh, S. K. Banerjee and L. Colombo, Electronics based on two-dimensional materials, *Nat. Nanotechnol.*, 2014, **9**, 768–779.
- P. P. Zhang, F. X. Wang, M. H. Yu, X. D. Zhuang and X. L. Feng, Two-dimensional materials for miniaturized energy storage devices: from individual devices to smart integrated systems, *Chem. Soc. Rev.*, 2018, **47**, 7426–7451.
- S. Das, A. Sebastian, E. Pop, C. J. McClellan, A. D. Franklin, T. Grasser, T. Knobloch, Y. Illarionov, A. V. Penumatcha, J. Appenzeller, *et al.*, Transistors based on two-dimensional materials for future integrated circuits, *Nat. Electron.*, 2021, **4**, 786–799.



- 4 H. Z. X. K. Zhang, X. F. Wei, Y. Z. Zhang, Z. Zhang and Y. Zhang, Two-dimensional transition metal dichalcogenides for post-silicon electronics, *Natl. Sci. Open*, 2023, **2**, 20230015.
- 5 C. L. Kane and E. J. Mele, Quantum spin Hall effect in graphene, *Phys. Rev. Lett.*, 2005, **95**, 226801.
- 6 C. C. Liu, W. X. Feng and Y. G. Yao, Quantum Spin Hall Effect in Silicene and Two-Dimensional Germanium, *Phys. Rev. Lett.*, 2011, **107**, 076802.
- 7 Y. Xu, B. H. Yan, H. J. Zhang, J. Wang, G. Xu, P. Z. Tang, W. H. Duan and S. C. Zhang, Large-Gap Quantum Spin Hall Insulators in Tin Films, *Phys. Rev. Lett.*, 2013, **111**, 136804.
- 8 S. L. Zhang, Z. Yan, Y. F. Li, Z. F. Chen and H. B. Zeng, Atomically Thin Arsenene and Antimonene: Semimetal-Semiconductor and Indirect-Direct Band-Gap Transitions, *Angew. Chem., Int. Ed.*, 2015, **54**, 3112–3115.
- 9 Z. Q. Huang, C. H. Hsu, F. C. Chuang, Y. T. Liu, H. Lin, W. S. Su, V. Ozolins and A. Bansil, Strain driven topological phase transitions in atomically thin films of group IV and V elements in the honeycomb structures, *New J. Phys.*, 2014, **16**, 105018.
- 10 C. H. Hsu, Z. Q. Huang, C. P. Crisostomo, L. Z. Yao, F. C. Chuang, Y. T. Liu, B. K. Wang, C. H. Hsu, C. C. Lee, H. Lin, *et al.*, Two-dimensional Topological Crystalline Insulator Phase in Sb/Bi Planar Honeycomb with Tunable Dirac Gap, *Sci. Rep.*, 2016, **6**, 18993.
- 11 K. H. Jin and S. H. Jhi, Quantum anomalous Hall and quantum spin-Hall phases in flattened Bi and Sb bilayers, *Sci. Rep.*, 2015, **5**, 8426.
- 12 B. Özdamar, G. Özbal, M. N. Çinar, K. Sevim, G. Kurt, B. Kaya and H. Sevinçli, Structural, vibrational, and electronic properties of single-layer hexagonal crystals of group IV and V elements, *Phys. Rev. B*, 2018, **98**, 045431.
- 13 J. H. Lin, H. Zhang, X. L. Cheng and Y. Miyamoto, Single-layer group IV-V and group V-IV-III-VI semiconductors: Structural stability, electronic structures, optical properties, and photocatalysis, *Phys. Rev. B*, 2017, **96**, 035438.
- 14 K. Sheng and Z. Y. Wang, Ab Initio Discovery of Group IV-V Monolayers with Superlative Mechanical, Electronic, and Transport Properties, *Cryst. Growth Des.*, 2024, **24**, 6400–6412.
- 15 P. Wu, J. W. Zhong, Z. Y. Ma, Y. H. Yu, X. Q. Xia, B. W. Song, T. Zhou and Y. C. Huang, Electronic, Optical, piezoelectric properties and photocatalytic water splitting performance of Two-dimensional group IV-V compounds, *Appl. Surf. Sci.*, 2023, **627**, 157317.
- 16 X. Gao, Y. Q. Shen, Y. Y. Ma, S. Y. Wu and Z. X. Zhou, Theoretical Insights into Two-Dimensional IV-V Compounds: Photocatalysts for the Overall Water Splitting and Nanoelectronic Applications, *Inorg. Chem.*, 2019, **58**, 12053–12068.
- 17 A. K. Bhojani, H. L. Kagdada and D. K. Singh, Ultrahigh power factor and excellent solar efficiency in two-dimensional hexagonal group-IV-V nanomaterials, *J. Appl. Phys.*, 2024, **135**, 095106.
- 18 S. Lee and Y.-K. Kwon, Unveiling giant hidden Rashba effects in two-dimensional Si₂Bi₂, *npj 2D Mater. Appl.*, 2020, **4**, 45.
- 19 M. Ashton, S. B. Sinnott and R. G. Hennig, Computational discovery and characterization of polymorphic two-dimensional IV-V materials, *Appl. Phys. Lett.*, 2016, **109**, 192103.
- 20 C. Barreateau, B. Michon, C. Besnard and E. Giannini, High-pressure melt growth and transport properties of SiP, SiAs, GeP, and GeAs 2D layered semiconductors, *J. Cryst. Growth*, 2016, **443**, 75–80.
- 21 C. Y. Xu, M. F. Zhu, J. M. Zhang, W. Q. Wang and Y. Yan, New two-dimensional allotrope of single layer IV-V semiconductor XBi (X = Si, Ge, Sn), *Comput. Mater. Sci.*, 2018, **150**, 314–320.
- 22 G. Kresse and D. Joubert, From ultrasoft pseudopotentials to the projector augmented-wave method, *Phys. Rev. B: Condens. Matter Mater. Phys.*, 1999, **59**, 1758–1775.
- 23 G. Kresse and J. Furthmüller, Efficient iterative schemes for ab initio total-energy calculations using a plane-wave basis set, *Phys. Rev. B: Condens. Matter Mater. Phys.*, 1996, **54**, 11169–11186.
- 24 G. Kresse and J. Furthmüller, Efficient of ab initio total energy calculations for metals and semiconductors using a plane-wave basis set, *Comput. Mater. Sci.*, 1996, **6**, 15.
- 25 H. J. Monkhorst and J. D. Pack, Special points for Brillouin-zone integrations, *Phys. Rev. B: Solid State*, 1976, **13**, 5188.
- 26 A. Togo, F. Oba and I. Tanaka, First-principles calculations of the ferroelastic transition between rutile-type and CaCl₂-type SiO at high pressures, *Phys. Rev. B: Condens. Matter Mater. Phys.*, 2008, **78**, 134106.
- 27 G. J. Martyna, M. L. Klein and M. Tuckerman, Nose-Hoover Chains - the Canonical Ensemble Via Continuous Dynamics, *J. Chem. Phys.*, 1992, **97**, 2635–2643.
- 28 S. Q. Wu, M. Ji, C. Z. Wang, M. C. Nguyen, X. Zhao, K. Umamoto, R. M. Wentzcovitch and K. M. Ho, An adaptive genetic algorithm for crystal structure prediction, *J. Phys.: Condens. Matter*, 2014, **26**, 035402.
- 29 D. Fan, S. H. Lu, Y. D. Guo and X. J. Hu, Two-Dimensional Tetragonal Titanium Carbide: a High-Capacity and High-Rate Battery Material, *J. Phys. Chem. C*, 2018, **122**, 15118–15124.
- 30 Y. Y. Wu, T. Bo, J. R. Zhang, Z. S. Lu, Z. G. Wang, Y. H. Li and B. T. Wang, Novel two-dimensional tetragonal vanadium carbides and nitrides as promising materials for Li-ion batteries, *Phys. Chem. Chem. Phys.*, 2019, **21**, 19513–19520.
- 31 T. Bo, P. F. Liu, J. R. Zhang, F. W. Wang and B. T. Wang, Tetragonal and trigonal Mo₂B₂ monolayers: two new low-dimensional materials for Li-ion and Na-ion batteries, *Phys. Chem. Chem. Phys.*, 2019, **21**, 5178–5188.
- 32 X. Zhang, Z. H. Zhang, X. D. Zhao, D. H. Wu, X. Zhang and Z. Zhou, Tetragonal-structured anisotropic 2D metal nitride monolayers and their halides with versatile promises in energy storage and conversion, *J. Mater. Chem. A*, 2017, **5**, 2870–2875.
- 33 X. Y. Xuan, M. H. Wu, Z. H. Zhang and W. L. Guo, A multiferroic vanadium phosphide monolayer with



- ferromagnetic half-metallicity and topological Dirac states, *Nanoscale Horiz.*, 2022, 7, 192–197.
- 34 H. Seksaria, A. Kaur, K. Singh and A. De Sarkar, Hexagonal and tetragonal ScX (X = P, As, Sb) nanosheets for optoelectronics and straintronics, *Appl. Surf. Sci.*, 2023, 615, 156306.
- 35 A. N. Ma and C. W. Zhang, Prediction of tetragonal monolayer CuN with a quantum spin Hall state, *Phys. E*, 2020, 124, 114225.
- 36 V. Wang, N. Xu, J.-C. Liu, G. Tang and W.-T. Geng, VASPKIT: A user-friendly interface facilitating high-throughput computing and analysis using VASP code, *Comput. Phys. Commun.*, 2021, 267, 108033.
- 37 J. Heyd, G. E. Scuseria and M. Ernzerhof, Hybrid functionals based on a screened Coulomb potential, *J. Chem. Phys.*, 2003, 118, 8207–8215.
- 38 J. Heyd, G. E. Scuseria and M. Ernzerhof, Hybrid functionals based on a screened Coulomb potential, *J. Chem. Phys.*, 2006, 124, 219906.

