

## RESEARCH ARTICLE

View Article Online  
View Journal | View IssueCite this: *Org. Chem. Front.*, 2025,  
12, 5003

## Design and synthetic utility of new HAT organocatalysts derived from commercially available diamines†‡

JingWen Jia,<sup>a</sup> Terumasa Kato<sup>a,b</sup> and Keiji Maruoka \*<sup>a,b</sup>

A series of hydrogen-atom transfer (HAT) organocatalysts were conveniently prepared from commercially available diamine compounds, and their utility in photoinduced HAT catalysis ability was investigated. The combination of these readily available HAT organocatalysts with the Fukuzumi photoredox catalyst enables efficient and site-selective C–H alkylation of various functionalized substrates ranging from simple hydrocarbons to complex molecules. Notably, the sequential one-pot photoinduced dialkylations of bifunctional substrates can be realized. Mechanistic studies suggested that the 1-naphthylmethyl moiety on one nitrogen atom of the diamine compounds plays a crucial role in the reaction by inducing the facile generation of a cationic aminium radical on the other nitrogen of the diamine as an active intermediate for the HAT process.

Received 15th March 2025,  
Accepted 2nd May 2025

DOI: 10.1039/d5qo00509d

rsc.li/frontiers-organic

## Introduction

The site-selective functionalization of various C–H bonds in simple and complex organic compounds provides an attractive methodology for the preparation of value-added functionalized products with complex organic structures.<sup>1–6</sup> This methodology has high atom and step economy, and allows the facile generation of reactive intermediates for the introduction of specific functional groups, thereby facilitating the straightforward synthesis of pharmaceuticals, agrochemicals and polymer materials.<sup>7–12</sup> In recent years, there have been numerous reports on the radical-mediated C–H functionalization of organic molecules.<sup>13–18</sup> In these examples, the hydrogen-atom transfer (HAT) process, in which a proton and an electron are transferred from a hydrogen donor to an acceptor in a single step, has attracted attention as a powerful strategy to realize catalytic C–H functionalization *via* radical intermediates.<sup>19–23</sup> Traditional methods for the generation of radical species require the use of toxic and/or hazardous radical initiators such as AIBN<sup>24</sup> or Bu<sub>3</sub>SnH<sup>25</sup> under harsh reaction conditions.<sup>7</sup>

In contrast, recent advances in this exciting field have introduced mild and practical methodologies that use photocatalysis and electrochemistry, whilst catalysts such as transition metal catalysts<sup>26–28</sup> and organocatalysts,<sup>29–33</sup> which are responsible for the HAT process, have been developed. As early as the 1900s, the generation of an aminium radical cation from *N*-halogenated amines *via* thermal or photochemical methods was reported.<sup>34,35</sup> These *N*-radical cations can abstract a hydrogen atom from a C–H bond by an efficient HAT process.<sup>36</sup> In addition, many types of organocatalysts for radical HAT processes have been reported. Amine-based organocatalysts are known to be representative models of organocatalysts for the HAT process. For example, catalysts based on quinuclidine,<sup>37–41</sup> 1,4-diazabicyclo[2.2.2]octane<sup>42,43</sup> and piperidine<sup>36</sup> that take advantage of the HAT ability of *N*-radical cations have been developed in recent years. The aminium radical cation is a key species in these catalysts. In this context, we are interested in the possibility of designing new, readily accessible HAT organocatalysts of type **1** (Fig. 1) from commercially available diamine compounds. Our strategy is to introduce a 1-naphthylmethyl moiety onto one nitrogen atom of the diamine compounds, thereby inducing the more favored photooxidation step on the naphthalene ring in **1** first, before the facile electron transfer from a lone pair electron of the other nitrogen atom to the naphthalene ring with radical cation character ([**A**] to [**B**] in Fig. 1).<sup>42</sup> The generated dicationic aminium radical [**B**] should be able to abstract a hydrogen atom from the C–H bond of a substrate resulting in an efficient HAT process.

<sup>a</sup>Graduate School of Pharmaceutical Sciences, Kyoto University, Sakyo, Kyoto 606-8501, Japan. E-mail: maruoka.keiji.4w@kyoto-u.ac.jp

<sup>b</sup>School of Chemical Engineering and Light Industry, Guangdong University of Technology, Guangzhou 510006, China

†Dedicated to Professor S. Chandrasekaran on his 80th birthday.

‡Electronic supplementary information (ESI) available: Experimental procedures and characterization for all relevant compounds. See DOI: <https://doi.org/10.1039/d5qo00509d>



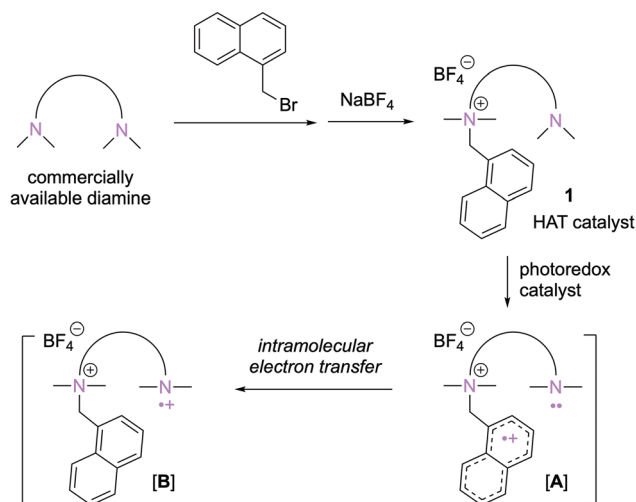


Fig. 1 Working hypothesis for the design of new HAT organocatalysts from diamines.

## Results and discussion

We commenced our study by preparing **1** from a series of commercially available diamine substrates. For example, the reaction of 4-dimethylaminopyridine (DMAP) with 1-naphthylmethyl bromide in acetone furnished the corresponding pyridinium bromide (~99%), which was treated with sodium tetrafluoroborate (NaBF<sub>4</sub>) in MeCN to give pyridinium tetrafluoroborate **1a** in ~99% yield (Fig. 2a). The efficiency of **1a** as a HAT organocatalyst was then evaluated by applying **1a** in the photoinduced C–H alkylation of 3-methylbutanal (**2a**) with 2-benzylidenemalononitrile (**3a**) as the radical acceptor in the presence of the Fukuzumi photoredox catalyst in MeCN under irradiation with a blue light-emitting diode (LED) to afford the coupling product **4a** in 99% yield (Fig. 2b). Use of other radical acceptors **3b–e** furnished the corresponding coupling products **5a–8a**, respectively, in high to excellent yields (87–99%). However, when 1,1-ethenediyl bis(sulfone) **3f** and vinyl sulfone **3g** were used as the radical acceptors, the coupling products **9a** and **10a** were obtained in moderate to good yields (49–71%).

Since the choice of aldehyde substrate **2a** generally afforded coupling products **4a–8a** in high to excellent yields, this aldehyde substrate did not seem to be appropriate for the examination of the reactivities of other HAT organocatalysts derived from a series of commercially available diamino compounds. Indeed, the attempted use of 5 different HAT organocatalysts **1b–f** in the photoinduced C–H alkylation of aldehyde **2a** with **3a** gave the coupling product **4a** in excellent yields as shown in Table 1a. When HAT organocatalysts **1g–h** were utilized, moderate yields (64–65%) of **4a** were obtained. Accordingly, we selected a toluene (**2e**) as the substrate as it is less reactive than **2a** (Table 1b). Indeed, the attempted reaction of toluene (3 equiv.) with 2-benzylidenemalononitrile (**3a**) in the presence of HAT organocatalyst **1a** and the Fukuzumi photocatalyst

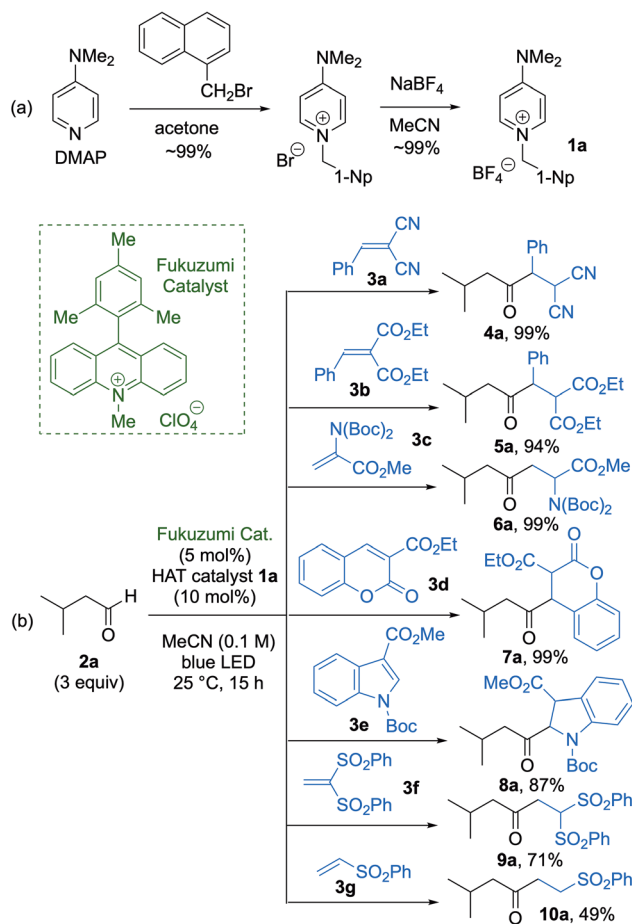
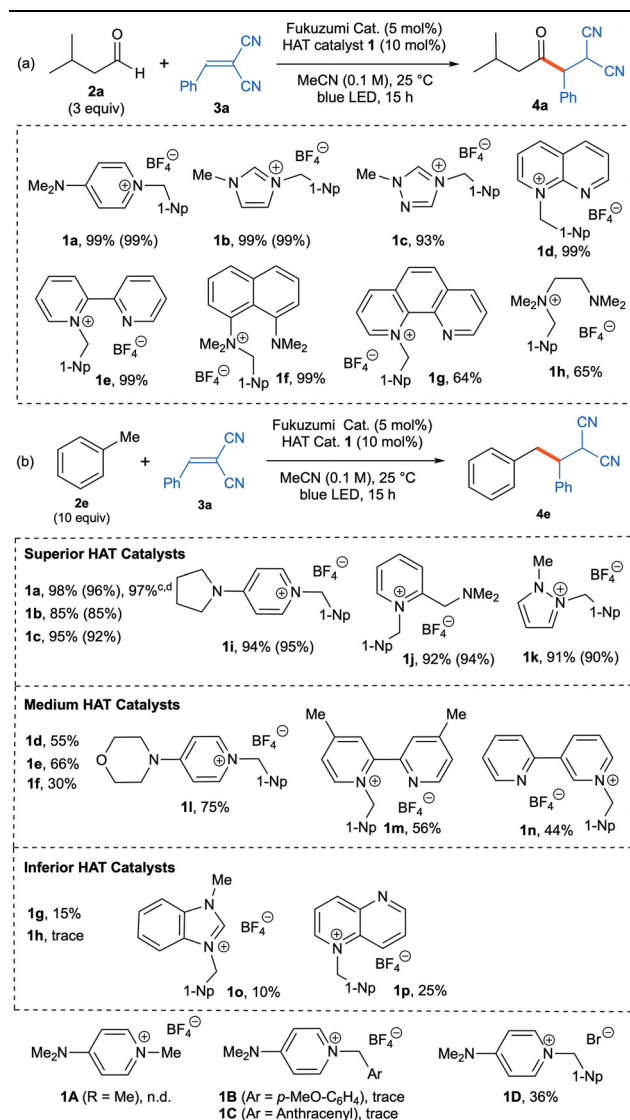


Fig. 2 (a) Synthesis of HAT organocatalyst **1a**. (b) Photoinduced radical reaction of **2a** with **3a–3g**.

under similar conditions with longer reaction time afforded the coupling product **4e** in 97% yield. The use of an excess of toluene (10 equiv.) enhanced the yield of **4e** to 98% under similar conditions with shorter reaction time (15 h). Now using an excess of toluene (10 equiv.) as standard, the reactivities of various HAT organocatalysts in the radical-promoted alkylation to 2-benzylidenemalononitrile (**3a**) was thoroughly investigated (Table 1b). Among these, HAT organocatalysts **1b–c** and **1i–k** derived from 1-methyl-1*H*-imidazole, 1-methyl-1*H*-1,2,4-triazol, 4-(pyrrolidin-1-yl)pyridine, *N,N*-dimethyl-1-(pyridin-2-yl)methanamine and 1-methyl-1*H*-pyrazol, respectively, also demonstrate excellent catalytic performance (85–94% yields) in the photoinduced C–H alkylation of toluene (**2e**) with 2-benzylidenemalononitrile (**3a**). It should be noted that the use of 4-(dimethylamino)-1-methylpyridin-1-ium tetrafluoroborate (**1a**) in place of the 1-(1-naphthylmethyl) pyridin-1-ium salt **1a** gave none of the desired product **4e** under the standard conditions. In addition, replacement of the 1-naphthylmethyl moiety in **1a** with *p*-methoxybenzyl or anthracen-9-ylmethyl moieties (*i.e.*, catalysts **1B** or **1C**) resulted in the production of only a trace amount of **4e**. The choice of counter anion is crucially important, and the use of 4-(dimethylamino)-1-(naphthalen-1-ylmethyl)pyridin-1-ium



**Table 1** Reactivity of various new HAT organocatalysts derived from commercially available diamines<sup>a,b</sup>

<sup>a</sup> Condition: 3-Methylbutanal (**2a**, 0.6 mmol) or toluene (**2e**, 2.0 mmol), acceptor **3a** (0.20 mmol), Fukuzumi catalyst (5.0 mol%), and HAT catalyst **1** (10 mol%) in MeCN (2.0 mL) under light irradiation (blue LED, 448 nm) at 25 °C for 15 h. <sup>b</sup> NMR yield using 1,1,2,2-tetrachloroethane as internal standard; isolated yields are indicated in parentheses. n. d. = not detected. Trace = <5% yield. <sup>c</sup> With 3 equiv. of toluene. <sup>d</sup> For 36 h.

bromide (**1D**) gave a low yield (36%) of the desired **4e**. Next, we investigated HAT organocatalysts **1d–f** and **1l–n** derived from 1,8-naphthyridine, 2,2'-bipyridine, 1,8-bis(dimethylamino) naphthalene (proton sponge), 4-(pyridin-4-yl)morpholine, 4,4'-dimethyl-2,2'-bipyridine and 2,3'-bipyridine, respectively. These HAT organocatalysts exhibited moderate to good performance (30–75% yield of **4e**) in the photoinduced C–H alkylation of toluene (**2e**) with 2-benzylidenemalononitrile (**3a**). Considering the high oxidation potential of pyridine moiety on HAT catalyst **1e**, **1m** and **1n**, these catalysts might generate a pyridyl-radical cation, which contributes to their HAT ability.

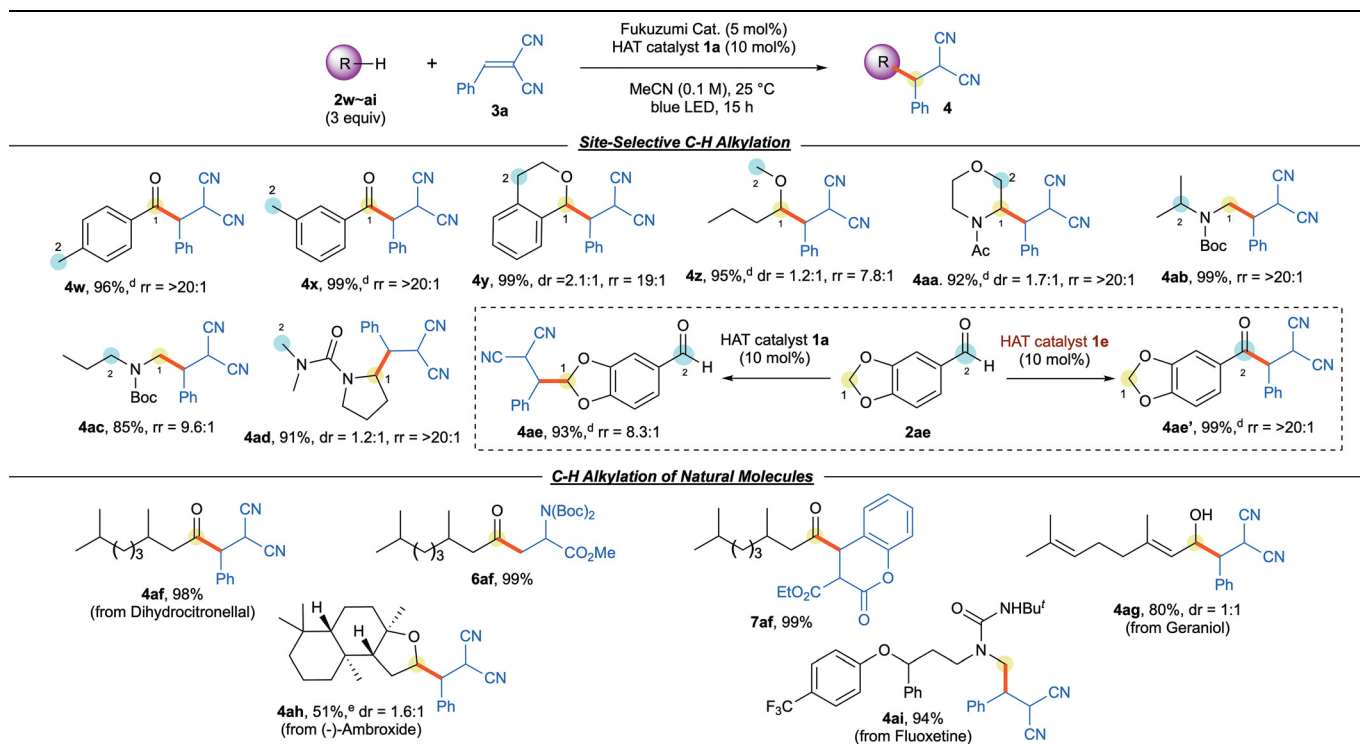
Accordingly, 1-methyl substituted 2,2'-bipyridine HAT catalyst **1E** was synthesized. However, product **4e** is not detected in the **1E**-catalyzed C–H alkylation of toluene with **3a**. Use of simple 1-naphthylmethylpyridinium salt **1F** gave coupling product **4e** in lower yield (45% vs. 66% with **1e**). These results indicated that the presence of 1-naphthylmethyl moiety is crucially important, and another pyridyl moiety showed some positive results in this transformation. The similar tendency is also observed with HAT catalyst **1d** in comparison with **1G** and **1H**. (for details, see Scheme S1 in the ESI†). Furthermore, HAT organocatalysts **1g–h** and **1o–p** derived from 1,10-phenanthroline, *N,N'*,*N,N'*-tetramethylethylenediamine (TMEDA), 1-methyl-1*H*-benzo[*d*]imidazole and 1,5-naphthyridine, respectively, exhibited the low reactivities (trace ~25% yields of **4e**) in the same photoinduced C–H alkylation of toluene with **3a**.

With this information in hand, we examined the substrate scope of the various functionalized compounds in the presence of HAT catalyst **1a**, as shown in Table 2. Of the aldehyde substrates **2a–d**, the aliphatic aldehydes **2a–c** reacted with various radical acceptors **3a–g** smoothly to furnish the corresponding coupling products **4–10** in good to excellent yields. However, aromatic aldehyde **2d** was found to be less reactive. The *in situ*-generated benzoyl radical smoothly reacted with acceptors **3a,d,f** to give products **4d**, **7d**, and **9d** in good to excellent yields, while the reaction with acceptors **3b,c,e,g** proceeded sluggishly to give low yields (17–38%) of products **5d**, **6d**, **8d**, and **10d**, respectively (for details see Table S4 in the ESI†). The benzylic radicals generated *in situ* from benzylic substrates **2e–h**, only underwent conjugate addition with reactive acceptors **3a** and **3f**, whilst the other acceptors (*i.e.*, **3b–e** and **3g**) reacted very sluggishly under the standard conditions (for details see Table S4 in the ESI†). Among amido substrates, the  $\alpha$ -amido carbon radical generated from *N*-Boc-dimethylamine is the more reactive, and the radical coupling took place smoothly with acceptors **3a,b,d,f** to afford the corresponding products **4i**, **5i**, **7i**, and **9i**, respectively, in good to high yields. It was found that *N*-Boc-pyrrolidine (**2m**) also worked well. However, the other amido substrates **2j–l** would only react with 2-benzylidenemalononitrile (**3a**) to give **4j–l** in good to excellent yields. The tetrahydrofuran-2-yl radical, generated from THF (**2n**), can be coupled easily with various radical acceptors **3a,b,e–g** to furnish coupling products **4n**, **5n**, **8n**, **9n**, and **10n**, respectively, in good to high yields. A carbon radical derived from 1,3-dioxolane (**2o**) added to reactive acceptor **3f** to give coupling product **9o** in good yield. We also examined several alcohol substrates **2p–s**, and products with  $\alpha$ -hydroxy C–C bonds **4p–s** and **9p–s**, respectively, were formed in moderate to high yields. Dimethylphenylsilane (**2t**) and aromatic thiols **2u–v** only reacted with the reactive acceptor **3f** to give coupling products **9t–v**, respectively, in moderate to high yields.

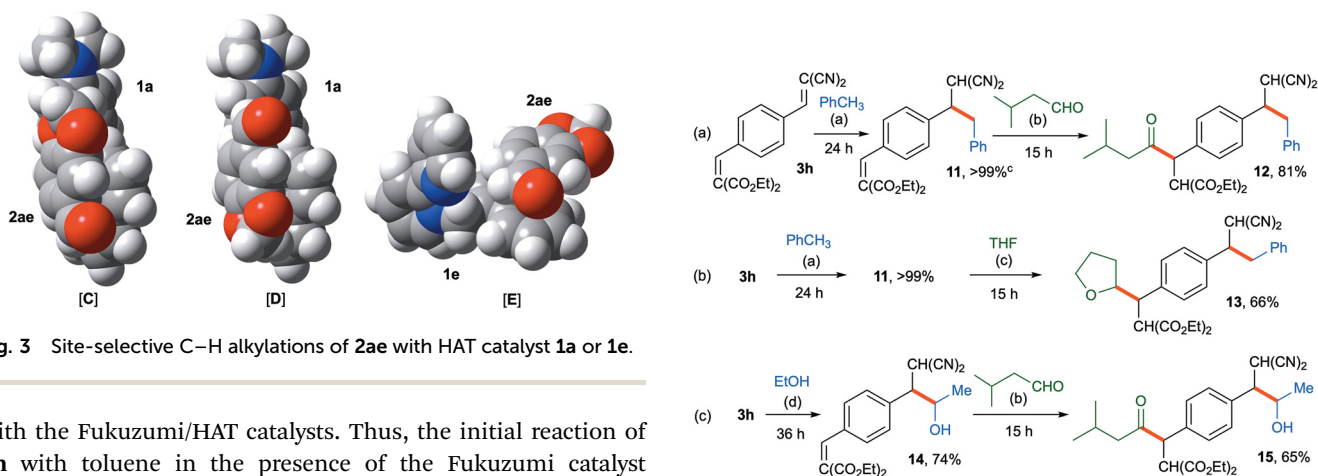
A characteristic feature of our approach is that it can be utilized in late-stage functionalization reactions, and this has been successfully demonstrated *via* the site-selective C–H alkylation of bifunctional molecules (Table 3). Thus, *p*- and *m*-methylbenzaldehyde **2w,x** generated *p*- and *m*-methylbenzoyl radicals solely, without the formation of any benzylic radicals,





**Table 3** Substrate scope of various site-selective photocatalyzed C–H alkylations with HAT catalyst **1a**<sup>a,b,c</sup>

<sup>a</sup> Conditions: **2** (0.6 mmol), **3a** (0.20 mmol), Fukuzumi cat. (5 mol%), and HAT catalyst **1a** (10 mol%) in MeCN (2.0 mL) under light irradiation (blue LED, 448 nm) at 25 °C for 15 h. <sup>b</sup> Combined isolated yields of all isomers. <sup>c</sup> Diastereomer ratio (dr) were determined by <sup>1</sup>H NMR of the crude product. Regioisomeric ratio (rr) was determined by <sup>1</sup>H NMR of crude or isolated products. <sup>d</sup> Reaction time is 36 hours. <sup>e</sup> Reaction time is 48 hours.



with the Fukuzumi/HAT catalysts. Thus, the initial reaction of **3h** with toluene in the presence of the Fukuzumi catalyst (5 mol%) and HAT catalyst **1a** (10 mol%) in MeCN under blue LED irradiation at 25 °C for 24 h was carried out to furnish monoalkylation product **11** in almost quantitative yield with rigorous site-selectivity. After removal of the solvent and toluene *via* vacuum evaporation, the second reaction was then executed by adding 3-methylbutanal (**2a**) (1 mmol) in the presence of the Fukuzumi catalyst (5 mol%) and HAT catalyst **1a** (10 mol%) in MeCN under blue LED irradiation at 25 °C for 15 h to afford only dialkylation product **12** in 81% yield with rigorous site-selectivity (Fig. 4a). In a similar manner, the first-

with the Fukuzumi/HAT catalysts. Thus, the initial reaction of **3h** with toluene in the presence of the Fukuzumi catalyst (5 mol%) and HAT catalyst **1a** (10 mol%) in MeCN under blue LED irradiation at 25 °C for 24 h was carried out to furnish monoalkylation product **11** in almost quantitative yield with rigorous site-selectivity. After removal of the solvent and toluene *via* vacuum evaporation, the second reaction was then executed by adding 3-methylbutanal (**2a**) (1 mmol) in the presence of the Fukuzumi catalyst (5 mol%) and HAT catalyst **1a** (10 mol%) in MeCN under blue LED irradiation at 25 °C for 15 h to afford only dialkylation product **12** in 81% yield with rigorous site-selectivity (Fig. 4a). In a similar manner, the first-



step reaction of **3h** with toluene and the subsequent reaction with THF were accomplished under similar photoinduced conditions to give the dialkylation product **13** in 66% yield (Fig. 4b). In addition, the initial photoinduced reaction of **3h** was conducted with ethanol to furnish the monoalkylation product **14** in 74% yield, and the subsequent reaction with 3-methylbutanal (**2a**) afforded the dialkylation product **15** in 65% yield (Fig. 4c).

In order to thoroughly understand the reaction mechanism, we performed Stern–Volmer fluorescence quenching and cyclic voltammetry (CV) studies (Fig. 5). The Stern–Volmer fluorescence quenching studies indicate that HAT catalyst **1a** quenches the excited state of the Fukuzumi catalyst, while neither the C–H substrate, toluene, nor the 2-benzylidenemalonitrile (**3a**) as acceptor quenched the Fukuzumi catalyst (Fig. 5a). Cyclic voltammetry (CV) analysis of **1a** revealed a peak at +1.91 V vs. the saturated calomel electrode (SCE). In

comparison, naphthalene and the *N*-methyl-substituted catalyst **1A** showed half-peak potentials ( $E_{p/2}$ ) of +1.65 V vs. SCE and +2.00 V vs. SCE, respectively (Fig. 5b). These observations imply that the excited state of the Fukuzumi catalyst (with a reductive quenching potential of  ${}^*E_{1/2}^{\text{red}} = +2.09$  V vs. SCE<sup>42</sup>) can oxidize both the tertiary amine and naphthalene groups in **1a**, though oxidation of the naphthalene group occurs more readily than that of the tertiary amine. These results show that the *N*-tethered naphthalene moiety would be oxidized by the photoredox catalyst and assist the generation of an aminium radical cation on the other nitrogen atom of the diamine catalyst *via* intramolecular electron transfer. The generated active aminium radical cation species then proceed to abstract the hydrogen atom from the C–H bond of the substrate.

In addition, the radical clock experiments using citronellal (**2aj**) as substrate in the presence or absence of electron-deficient alkene (**3a**) were carried out. In the presence of electron-deficient alkene (**3a**), neither the coupling product nor the radical cyclization-addition product was detected, and the desired cyclization product, menthone was obtained in 3% yield. In the absence of electron-deficient alkene (**3a**), the desired cyclization product, menthone was obtained in 8% yield. These results indicated the participation of radical species under this reaction condition (for detail, see ESI, Schemes S3 and S4<sup>†</sup>).

## Conclusions

In summary, we have designed and synthesized various types of hydrogen-atom transfer (HAT) organocatalysts from commercially available diamine compounds. Some of the best HAT organocatalysts demonstrated here, in combination with a photoredox organocatalyst allowed efficient and site-selective C–H alkylation of various functionalized organic substrates, ranging from simple hydrocarbons to complex molecules. This study should encourage further development of readily available, new HAT organocatalysts for the site-selective C–H alkylation of multifunctional molecules. The application of chiral HAT organocatalysts derived from commercially available chiral diamine substrates for asymmetric C–H alkylation is ongoing in our laboratory.

## Author contributions

K. M. conceptualized the research. J. J. performed the experiments. K. M. prepared the manuscript. J. J. and T. K. prepared and edited the ESI.† K. M. supervised the project and edited the manuscript.

## Data availability

The data supporting this article have been included as part of the ESI.†

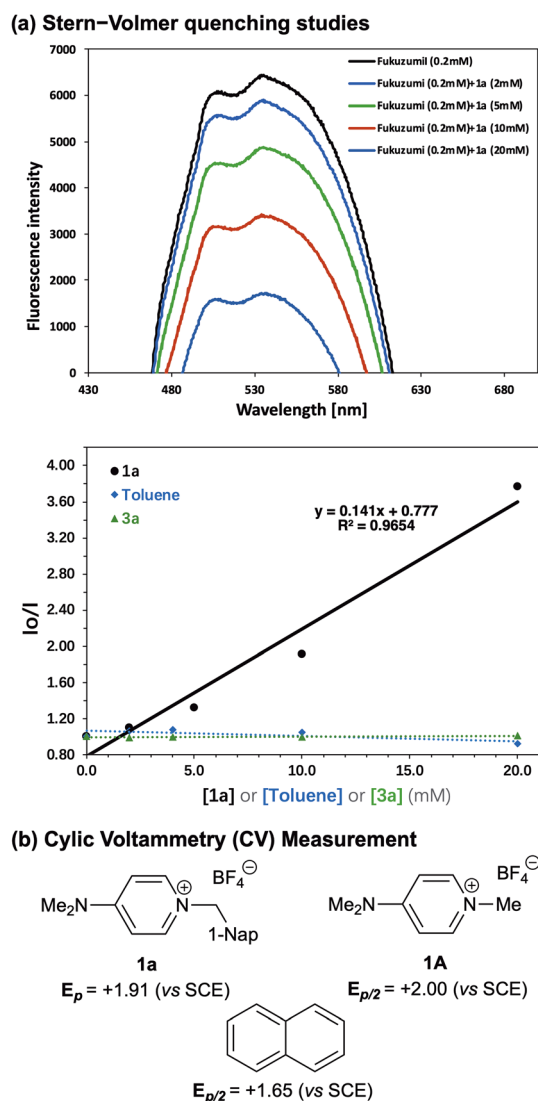


Fig. 5 Control experiments.



## Conflicts of interest

There are no conflicts to declare.

## Acknowledgements

This work was financially supported by the JSPS KAKENHI Grant no. 21H05026 and 23H04910 (Green Catalysis Science).

## References

- M. S. Chen and N. C. White, Combined effects on selectivity in Fe-catalyzed methylene oxidation, *Science*, 2010, **327**, 566–571.
- T. Newhouse and P. S. Baran, If C–H bonds could talk: selective C–H bond oxidation, *Angew. Chem., Int. Ed.*, 2011, **50**, 3362–3374.
- S. R. Neufeldt and M. S. Sanford, Controlling site selectivity in palladium-catalyzed C–H bond functionalization, *Acc. Chem. Res.*, 2012, **45**, 936–946.
- H. M. Davies and D. Morton, Recent advances in C–H functionalization, *J. Org. Chem.*, 2016, **81**, 343–350.
- K.-J. Jiao, Y.-K. Xing, Q.-L. Yang, H. Qiu and T.-S. Mei, Site-selective C–H functionalization via synergistic use of electrochemistry and transition metal catalysis, *Acc. Chem. Res.*, 2020, **53**, 300–310.
- B. Prabagar, Y. Yang and Z. Shi, Site-selective C–H functionalization to access the arene backbone of indoles and quinolines, *Chem. Soc. Rev.*, 2021, **50**, 11249–11269.
- T. G. Frihed, M. Bols and C. M. Pedersen, C–H functionalization on carbohydrates, *Eur. J. Org. Chem.*, 2016, 2740–2756.
- X.-Q. Chu, D. Ge, Z.-L. Shen and T.-P. Loh, Recent advances in radical-initiated C(sp<sup>3</sup>)–H bond oxidative functionalization of alkyl nitriles, *ACS Catal.*, 2018, **8**, 258–271.
- O. P. Patel, N. K. Nandwana, L. J. Legoabe, B. C. Das and A. Kumar, Recent advances in radical C–H bond functionalization of imidazoheterocycles, *Adv. Synth. Catal.*, 2020, **362**, 4226–4255.
- R. Cannalire, S. Pelliccia, L. Sancineto, E. Novellino, G. C. Tron and M. Giustiniano, Visible light photocatalysis in the late-stage functionalization of pharmaceutically relevant compounds, *Chem. Soc. Rev.*, 2021, **50**, 766–897.
- P. Bellotti, H.-M. Huang, T. Faber and F. Glorius, Photocatalytic late-stage C–H functionalization, *Chem. Rev.*, 2023, **123**, 4237–4352.
- M. Sadeghi, C(sp<sup>3</sup>)–H functionalization using chlorine radicals, *Adv. Synth. Catal.*, 2024, **366**, 2898–2918.
- M. Kim, E. You, J. Kim and S. Hong, Site-selective pyridylic C–H functionalization by photocatalytic radical cascades, *Angew. Chem., Int. Ed.*, 2022, **61**, e202204217.
- Z. Lu, M. Ju, Y. Wang, J. M. Meinhardt, J. I. Martinez Alvarado, E. Villemure, J. A. Terrett and S. Lin, Regioselective aliphatic C–H functionalization using frustrated radical pairs, *Nature*, 2023, **619**, 514–520.
- R. T. Simons, M. Nandakumar, K. Kwon, S. K. Ayer, N. M. Venneti and J. L. Roizen, Directed photochemically mediated nickel-catalyzed (hetero) arylation of aliphatic C–H bonds, *J. Am. Chem. Soc.*, 2023, **145**, 3882–3890.
- H. T. Ang, Y. Miao, D. Ravelli and J. Wu, Pyridine N-oxides as hydrogen atom transfer reagents for site-selective photo-induced C(sp<sup>3</sup>)–H functionalization, *Nat. Synth.*, 2024, **3**, 568–575.
- X. He, Y. Zhang, S. Liu, W. Zhang, Z. Liu, Y. Zhao and X. Shen, Photocatalytic site-selective radical C(sp<sup>3</sup>)–H aminoalkylation, alkylation and arylation of silanes, *Nat. Synth.*, 2025, **4**, 188–195.
- Z. Li, X. Chen, C. Peng, Y. Xu, H. Wang, S. Liu and X. Shen, Merging radical brook rearrangement and 1,5-hydrogen atom transfer: Facile synthesis of ketone-containing  $\alpha$ -fluoroalkyl alcohols, *ChemCatChem*, 2024, **16**, e202301075.
- J. M. Mayer, Understanding hydrogen atom transfer: from bond strengths to Marcus theory, *Acc. Chem. Res.*, 2011, **44**, 36–46.
- N. Hoffmann, Photochemical electron and hydrogen transfer in organic synthesis: The control of selectivity, *Synthesis*, 2016, 1782–1802.
- L. Capaldo and D. Ravelli, Photochemical electron and hydrogen transfer in organic synthesis: The control of selectivity, *Eur. J. Org. Chem.*, 2017, 2056–2071.
- H. Cao, X. Tang, H. Tang, Y. Yuan and J. Wu, Photoinduced intermolecular hydrogen atom transfer reactions in organic synthesis, *Chem. Catal.*, 2021, **1**, 523–598.
- L. Capaldo, D. Ravelli and M. Fagnoni, Direct photocatalyzed hydrogen atom transfer (HAT) for aliphatic C–H bonds elaboration, *Chem. Rev.*, 2021, **122**, 1875–1924.
- L. Androvič, J. Bartáček and M. Sedlák, Recent advances in the synthesis and applications of azo initiators, *Res. Chem. Intermed.*, 2016, **42**, 5133–5145.
- A. Studer and S. Amrein, Tin hydride substitutes in reductive radical chain reactions, *Synthesis*, 2002, 835–849.
- S. W. Crossley, C. Obradors, R. M. Martinez and R. A. Shenvi, Mn-, Fe-, and Co-catalyzed radical hydrofunctionalizations of olefins, *Chem. Rev.*, 2016, **116**, 8912–9000.
- S. A. Green, S. W. Crossley, J. L. M. Matos, S. Vasquez-Céspedes and R. A. Shenvi, The high chemofidelity of metal-catalyzed hydrogen atom transfer, *Acc. Chem. Res.*, 2018, **51**, 2628–2640.
- P. P. Singh, S. Sinha, P. Gahtori, S. Tivari and V. Srivastava, Recent advances of decatungstate photocatalyst in HAT process, *Org. Biomol. Chem.*, 2024, **22**, 2523–2538.
- X.-Z. Fan, J.-W. Rong, H.-L. Wu, Q. Zhou, H.-P. Deng, J. D. Tan, C.-W. Xue, L.-Z. Wu, H.-R. Tao and J. Wu, Eosin Y as a Direct hydrogen atom transfer photocatalyst for the functionalization of C–H bonds, *Angew. Chem., Int. Ed.*, 2018, **57**, 8514–8518.
- Z.-X. Wu, G.-W. Hu and Y.-X. Luan, Development of N-hydroxy catalysts for C–H functionalization via hydrogen



- atom transfer: challenges and opportunities, *ACS Catal.*, 2022, **12**, 11716–11733.
- 31 A. Matsumoto and K. Maruoka, Design of organic radical cations as potent hydrogen-atom transfer catalysts for C–H functionalization, *Asian J. Org. Chem.*, 2024, **13**, e202300580.
- 32 S. P. Singh, V. Srivastava, P. K. Singh and P. P. Singh, Visible-light induced eosin Y catalysed C(sp<sup>2</sup>)-H alkylation of carbonyl substrates via direct HAT, *Tetrahedron*, 2023, **132**, 133245.
- 33 J. Xu, R. Li, Y. Ma, J. Zhu, C. Shen and H. Jiang, Site-selective  $\alpha$ -C (sp<sup>3</sup>)-H arylation of dialkylamines via hydrogen atom transfer catalysis-enabled radical aryl migration, *Nat. Commun.*, 2024, **15**, 6791.
- 34 M. E. Wolff, Cyclization of *N*-Halogenated amines (The Hofmann-Löffler Reaction), *Chem. Rev.*, 1963, **63**, 55–64.
- 35 M. S. Chen and M. C. White, Combined effects on selectivity in Fe-catalyzed methylene oxidation, *Science*, 2010, **327**, 566–571.
- 36 A. J. McMillan, M. Sieńkowska, P. D. Lorenzo, G. K. Gransbury, N. F. Chilton, M. Salamone, A. Ruffoni, M. Bietti and D. Leonori, Practical and selective sp<sup>3</sup> C–H bond chlorination via aminium radicals, *Angew. Chem., Int. Ed.*, 2021, **60**, 7132–7139.
- 37 J. L. Jeffrey, J. A. Terrett and D. W. MacMillan, O–H hydrogen bonding promotes H-atom transfer from  $\alpha$  C–H bonds for C-alkylation of alcohols, *Science*, 2015, **349**, 1532–1536.
- 38 C. Le, Y. Liang, R. W. Evans, X. Li and D. W. MacMillan, Selective sp<sup>3</sup> C–H alkylation via polarity-match-based cross-coupling, *Nature*, 2017, **547**, 79–83.
- 39 W. Xiao, X. Wang, R. Liu and J. Wu, Quinuclidine and its derivatives as hydrogen-atom-transfer catalysts in photo-induced reactions, *Chin. Chem. Lett.*, 2021, **32**, 1847–1856.
- 40 L. Yi, C. Zhu, X. Chen, H. Yue, T. Ji, Y. Ma, Y. Cao and R. Kancharla, O–H bond activation of  $\beta$ ,  $\gamma$ -unsaturated oximes via hydrogen atom transfer (HAT) and photoredox dual catalysis, *Chem. Sci.*, 2023, **14**, 14271–14279.
- 41 H. Hu, Z. Shi, X. Guo, F.-H. Zhang and Z. A. Wang, A Radical approach for asymmetric  $\alpha$ -C–H addition of *N*-sulfonyl benzylamines to aldehydes, *J. Am. Chem. Soc.*, 2024, **146**, 5316–5323.
- 42 A. Matsumoto, M. Yamamoto and K. Maruoka, Cationic DABCO-based catalyst for site-selective C–H alkylation via photoinduced hydrogen-atom transfer, *ACS Catal.*, 2022, **12**, 2045–2051.
- 43 J. Caner, A. Matsumoto and K. Maruoka, Facile synthesis of 1, 2-aminoalcohols via  $\alpha$ -C–H aminoalkylation of alcohols by photoinduced hydrogen-atom transfer catalysis, *Chem. Sci.*, 2023, **14**, 13879–13884.
- 44 The site-selectivity of HAT catalyst 1a and our previously reported DABCO-Nap HAT catalyst is compared by doing several bifunctional molecules. The newly designed DMAP-based HAT catalyst 1a showed excellent potential to achieve site-selective alkylation of multifunctional molecules (for details, see Table S7 of the ESI<sup>†</sup>).

