

Cite this: *Chem. Sci.*, 2023, 14, 10467

All publication charges for this article have been paid for by the Royal Society of Chemistry

Received 18th May 2023
Accepted 27th August 2023

DOI: 10.1039/d3sc02536e

rsc.li/chemical-science

Cu/Pd-catalyzed arylboration of a 1-silyl-1,3-cyclohexadiene for stereocontrolled and diverse cyclohexane/ene synthesis†

Phillip F. Crook, Alan R. Lear, Suman Das and M. Kevin Brown

The synthesis and Cu/Pd-catalyzed arylboration of 1-silyl-1,3-cyclohexadiene is described. This diene is significant as it allows for synthesis of polyfunctional cyclohexane/enes. To achieve high levels of diastereoselectivity, the use of a pyridylidene Cu-complex was employed. In addition, through the use of a chiral catalyst, an enantioselective reaction was possible. Due to the presence of the silyl and boron substituents, the products can be easily diversified into a range of valuable cyclohexane/ene products.

Introduction

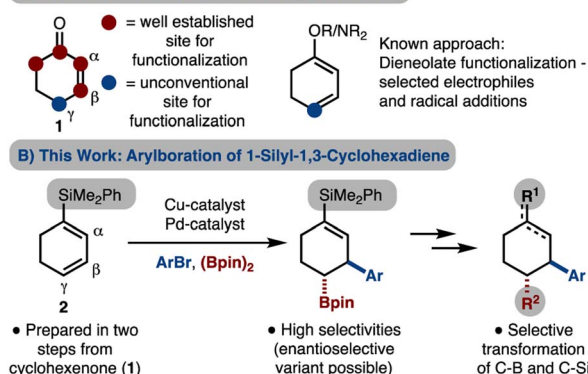
Multisubstituted cyclohexanes are a common motif in natural products and medicinally relevant molecules. A common starting material is cyclohexanone as conjugate addition/enolate trapping strategies have been used extensively.¹ Cyclohexenone dieneolate is a useful intermediate which can allow for γ -functionalization.^{2–4} Based on prior reports from our lab in the development of alkene arylboration reactions,^{5–8} we became interested in using cyclohexenone dieneolate. Arylboration of this intermediate (or a surrogate) would allow for β,γ -difunctionalization, while retaining functionality at C1 and C2 for further manipulations. In addition, due to the installation of a Bpin unit, elaboration should

be facile, thus allowing for diverse cyclohexane synthesis.⁹ Herein we present an arylboration of a 1-silyl-1,3-cyclohexadiene, which is easily prepared, and acts as a surrogate for cyclohexenone dieneolate. In addition, we demonstrate selective manipulation of the C–Si and C–B bonds to generate diverse cyclohexanes (Scheme 1B).

Results and discussion

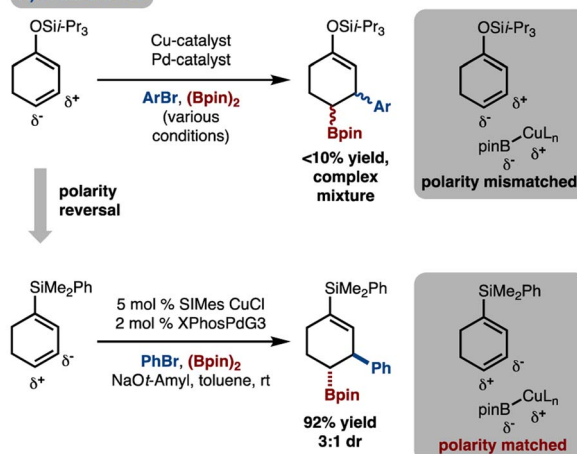
Initial efforts were directed towards attempted Cu/Pd-catalyzed arylboration of a silyldieneolate (Scheme 2A). However, under

A) γ -Selective Functionalization of Cyclohexenone



Scheme 1 Strategies towards cyclohexane synthesis.

A) Initial Studies

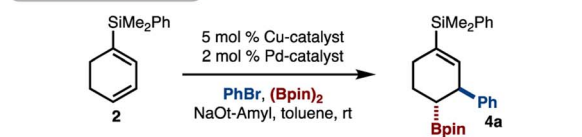


Scheme 2 Initial studies and optimization.

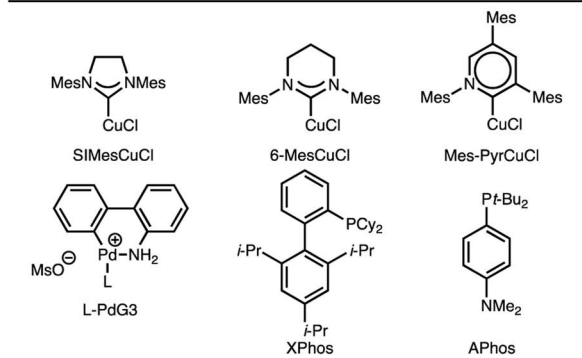
Department of Chemistry, Indiana University, 800 E. Kirkwood Ave, Bloomington, IN 47405, USA. E-mail: brownmkb@indiana.edu

† Electronic supplementary information (ESI) available. See DOI: <https://doi.org/10.1039/d3sc02536e>

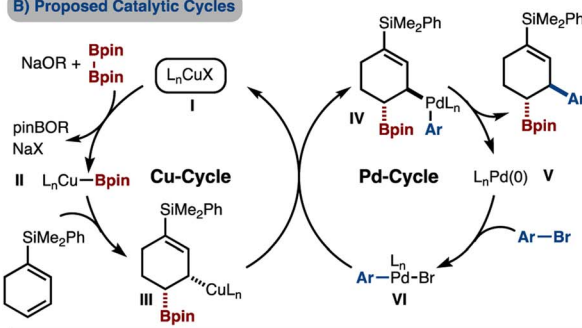
A) Reaction Optimization



entry	Cu-catalyst	Pd-catalyst	yield (%)	dr
1	SIMesCuCl	XPhosPdG3	92	3:1
2	SIMesCuCl	APhosPdG3	80	12:1
3	Mes-PyrCuCl	APhosPdG3	95	>20:1
4	6-MesCuCl	APhosPdG3	74	>20:1



B) Proposed Catalytic Cycles

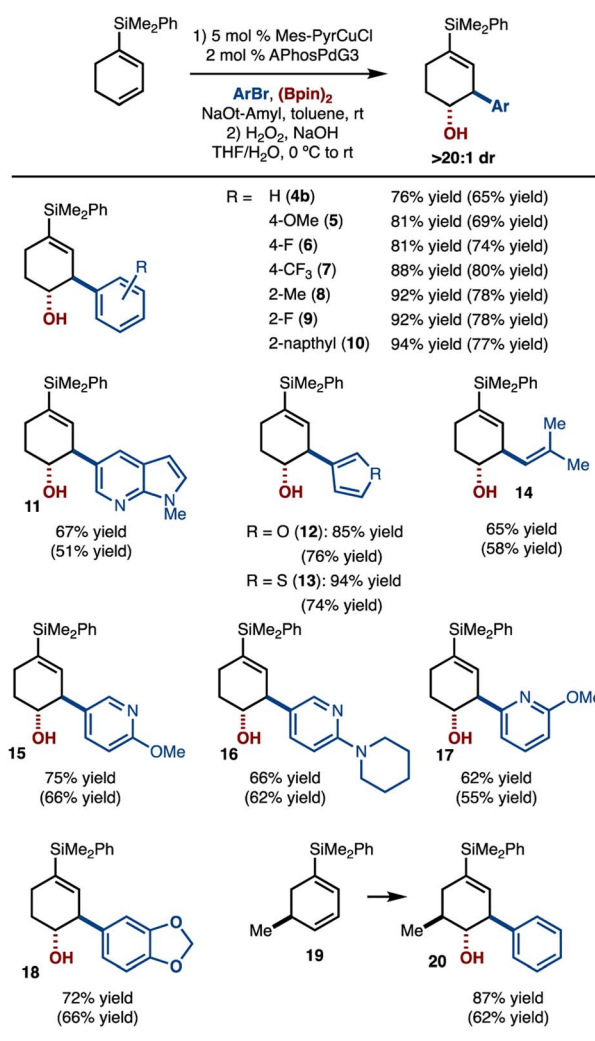


Scheme 3 Initial results. Yield and diastereoselectivity determined by ^1H NMR analysis with an internal standard of the unpurified reaction mixture.

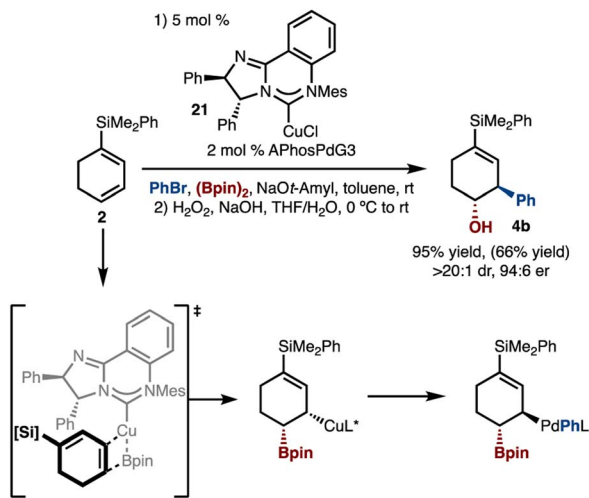
various conditions a complex mixture of products was observed with the desired product being generated in <10% yield. The failure of these reactions may be due, in part, to the γ -carbon being nucleophilic by virtue of electron donation from the oxygen atom and therefore, addition of the nucleophilic Cu-Bpin is disfavored. To overcome the polarity mismatch, we designed a new substrate, 1-silyl-1,3-cyclohexadiene **2**. The electropositive Si atom removes electron density from the π -system and renders C2 and C4 electron-poor and thus allows for borylcupration to occur in a polarity matched scenario.

The requisite silyl diene **2** can easily be prepared on gram scale from **1** through a robust two-step procedure that involves (1) addition of LiSiMe_2Ph to cyclohexenone (**1**),¹⁰ and (2) [2,3]-sigmatropic rearrangement and *syn*-elimination with 2,4-(NO_2)₂- $\text{C}_6\text{H}_3\text{SCL}$.¹¹ Under a standard set of conditions with SiMe_3CuCl and XPhosPdG3 ¹² that has been used for arylboration of other alkenes,⁷ product **4a** was generated in good yield but moderate diastereomeric ratio (dr), thus supporting the polarity-matched hypothesis.

Based on the initial findings, evaluation of Pd-catalysts led to the finding that APhospdG3 (ref. 13) delivered the product with improved dr (Scheme 3A, compare entries 1–2). Further reaction optimization through examination of various Cu-catalysts revealed that reaction promoted by $\text{Mes-PyridylideneCuCl}$ afforded the product in high yield and diastereoselectivity (Scheme 3A, entry 3).¹⁴ This class of catalyst was recently reported by our lab, and has been shown to, at times, offer superior reactivity compared to SiMe_3CuCl .^{7g} We hypothesized that the increased diastereoselectivity may be due to the more sterically demanding Mes-Pyridylidene as compared to SiMe_3CuCl (due to the positioning of the Mes groups closer to the Cu-atom as a result of the six- vs. five-membered ring). This hypothesis was tested by use of the related 6-MesCuCl catalyst, which also led to high diastereoselectivity, albeit with reduced yield (Scheme 3A, entry 4). Finally, based on our prior studies, these reactions likely operate by the catalytic cycles illustrated in Scheme 3B. Key aspects of the catalytic cycles are: (1) *syn*-borylcupration of an alkene with L_nCu –



Scheme 4 Substrate scope. See the ESI† for details. Yield and diastereoselectivity determined by ^1H NMR analysis with an internal standard of the unpurified reaction mixture after oxidation. Yield in parentheses is of isolated purified product after oxidation.



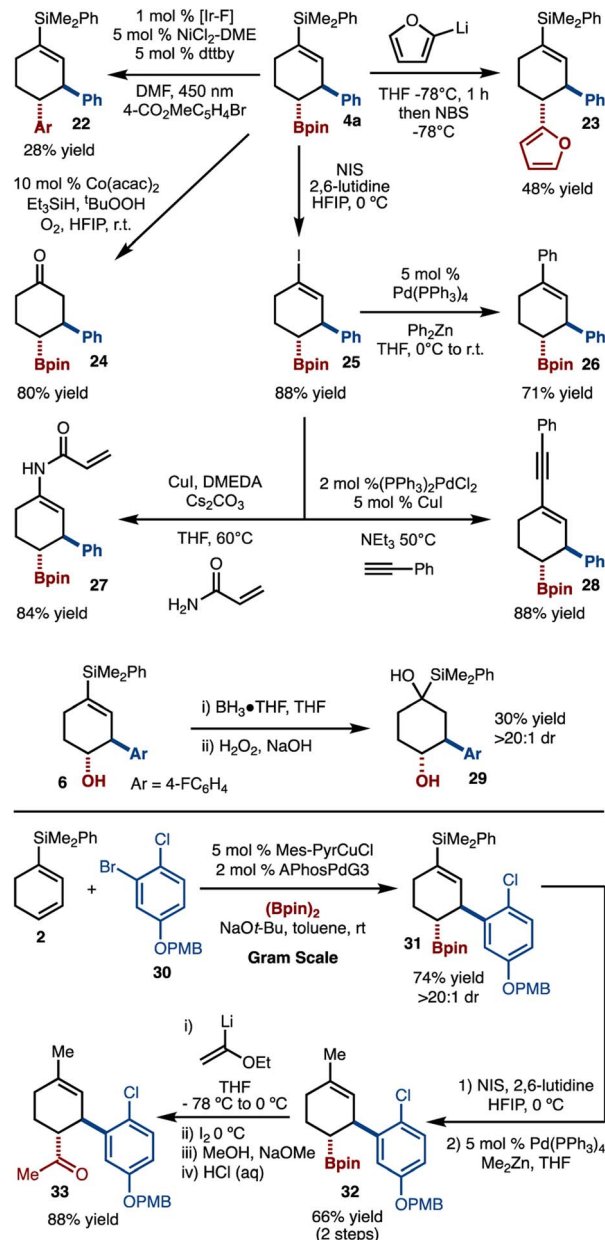
Scheme 5 Enantioselective arylboration. Yield and diastereoselectivity determined by ^1H NMR analysis with an internal standard of the unpurified reaction mixture after oxidation. Yield in parentheses is of isolated purified product after oxidation. Enantiomeric ratio (er) determined by HPLC analysis with a chiral column.

Bpin (**II–III**), (2) transmetalation with an L_nPdArBr complex that can either proceed with inversion (shown) or retention (not shown) of configuration (**III–IV**), (3) reductive elimination of an alkyl–Pd-complex (**IV–V**).

Under the conditions outlined in Scheme 3A, entry 3, the scope of the reaction was evaluated (Scheme 4). It was found that arylbromides that bear electron-donating (products **5**, **11**, **18**) and electron-withdrawing substituents (products **6–7**, **9**) functioned well. In addition, use of sterically demanding 2- $\text{MeC}_6\text{H}_4\text{Br}$ did not impede the reaction (product **8**). Various heterocycles (products **11–13**, **15–17**) as well as an alkenyl bromide were also tolerated (product **14**). In addition, alkene **19** could be used and allowed for control of stereochemistry with respect to the existing stereogenic center. It should be noted that the products were oxidized prior to isolation to facilitate purification.

Enantioselective variants of the reaction were also investigated (Scheme 5). It was found that use of McQuadeCuCl (**21**)¹⁵ allowed for formation of **4b** in high yield, enantioselectivity, and diastereoselectivity.^{8a} It is suggested that the borylcupration occurs *via* the model illustrated in Scheme 5, such that the bulk of the diene is positioned distal to the N-Mes group and opposite the proximal Ph-group.

A key motivation behind this study was to selectively harness the reactivity of the C–B bond and vinyl-silanes to allow for a variety of products to be generated (Scheme 6). For example, metallophotoredox¹⁶ and transition-metal-free cross coupling¹⁷ could be achieved to prepare **22** and **23**, respectively. Oxidation of the alkenylsilane could be achieved by Co-catalyzed oxidation to generate **24**, thus realizing the β,γ -functionalization of cyclohexenone.¹⁸ Hiyama coupling of the vinylsilane was attempted; however, cross coupling was not observed. To address this issue a two-step protocol was devised that involved conversion to vinyl iodide **25** with NIS and HFIP.¹⁹ The iodide could then be subjected to Negishi,²⁰ amidation,²¹ and



Scheme 6 Larger scale and further functionalizations.

Sonogashira²² reactions to provide access to **26**, **27**, and **28**, respectively. Hydroboration of the alkenylsilane was also attempted and gave rise to **29** in 30% yield and >20 : 1 dr.²³ In addition, we have carried out an alternative series of functionalizations. Starting with gram scale synthesis of **31**, conversion by iodination and Negishi cross coupling led to **32**. Finally, Zweifel reaction with lithiated ethylvinyl ether and hydrolysis led to formation of ketone **33**.

Conclusions

In summary, through the introduction of Cu/Pd-catalyzed arylboration of 1-silyl-1,3-cyclohexadiene, a new strategy to prepare diverse cyclohexanes is presented. To observe high levels of

diastereoselectivity and yield, it was crucial to use a pyridylidene Cu-complex (Mes-PyrCuCl). The demonstrated synthetic transformations of the products serves to highlight the utility of these processes.

Data availability

The ESI† contains method description, product characterization data, and NMR spectra.

Author contributions

M. K. B. and A. R. L. conceived and initiated the project. P. F. C., A. R. L. and S. D. collected the data. All authors composed the manuscript.

Conflicts of interest

There are no conflicts to declare.

Acknowledgements

We thank Indiana University and the NIH (R35GM131755) for financial support. This project was partially funded by the Vice Provost for Research through the Research Equipment Fund and the NSF MRI program, CHE-1726633 and CHE-1920026. Support for the acquisition of the Bruker Venture D8 diffractometer through the Major Scientific Research Equipment Fund from the President of Indiana University and the Office of the Vice President for Research is gratefully acknowledged.

Notes and references

- 1 R. J. K. Taylor, *Synthesis*, 1985, **4**, 364.
- 2 K. F. Podraza, *Org. Prep. Proced. Int.*, 1991, **23**, 217.
- 3 (a) W. Fudickar, K. Vomdran and T. Linker, *Tetrahedron*, 2006, **62**, 10639; (b) S. Saito, M. Shiozawa, M. Ito and H. Yamamoto, *J. Am. Chem. Soc.*, 1998, **120**, 813; (c) C. C. Zou, C. K. Zeng, Z. Liu, M. Lu, X. H. Sun and J. X. Ye, *Angew. Chem., Int. Ed.*, 2016, **55**, 14255; (d) G. Saini, A. Mondal and M. Kapur, *Org. Lett.*, 2019, **21**, 9071.
- 4 (a) X. G. Liu, X. H. Chen and J. T. Mohr, *Org. Lett.*, 2015, **17**, 3572; (b) X. H. Chen, X. G. Liu and J. T. Mohr, *Org. Lett.*, 2016, **18**, 716; (c) X. H. Chen, X. G. Liu and J. T. Mohr, *J. Am. Chem. Soc.*, 2016, **138**, 6364; (d) X. G. Liu, X. H. Chen and J. T. Mohr, *Org. Lett.*, 2016, **18**, 3182; (e) X. Zhao, F. Yang, S. Y. Zou, Q. Q. Zhou, Z. S. Chen and K. G. Ji, *ACS Catal.*, 2022, **12**, 1732.
- 5 (a) Z. Liu, Y. Gao, T. Zeng and K. M. Engle, *Isr. J. Chem.*, 2020, **60**, 219; (b) D. R. Pye and N. P. Mankad, *Chem. Sci.*, 2017, **8**, 1705; (c) G. J. P. Perry, T. Jia and D. J. Procter, *ACS Catal.*, 2020, **10**, 1485.
- 6 (a) K. Semba and Y. Nakao, *Tetrahedron*, 2019, **75**, 709; (b) S. K. Dorn and M. K. Brown, *ACS Catal.*, 2022, **12**, 2058.
- 7 (a) K. Semba and Y. Nakao, *J. Am. Chem. Soc.*, 2014, **136**, 7567; (b) K. B. Smith, K. M. Logan, W. You and M. K. Brown, *Chem. –Eur. J.*, 2014, **20**, 12032; (c) K. M. Logan, K. B. Smith and M. K. Brown, *Angew. Chem., Int. Ed.*, 2015, **54**, 5228; (d) K. M. Logan and M. K. Brown, *Angew. Chem., Int. Ed.*, 2017, **56**, 851; (e) K. B. Smith and M. K. Brown, *J. Am. Chem. Soc.*, 2017, **139**, 7721; (f) B. Chen, P. Cao, X. Yin, Y. Liao, L. Jiang, J. Ye, M. Wang and J. Liao, *ACS Catal.*, 2017, **7**, 2425; (g) S. R. Sardini and M. K. Brown, *J. Am. Chem. Soc.*, 2017, **139**, 9823; (h) A. M. Bergmann, S. K. Dorn, K. B. Smith, K. M. Logan and M. K. Brown, *Angew. Chem., Int. Ed.*, 2019, **58**, 1719; (i) Y. Huang and M. K. Brown, *Angew. Chem., Int. Ed.*, 2019, **58**, 6048; (j) A. M. Bergmann, S. R. Sardini, K. B. Smith and M. K. Brown, *Isr. J. Chem.*, 2020, **60**, 394; (k) H. Lee, S. Lee and J. Yun, *ACS Catal.*, 2020, **10**, 2069; (l) S. K. Dorn, A. E. Tharp and M. K. Brown, *Angew. Chem., Int. Ed.*, 2021, **60**, 16027; (m) A. K. Simlandy, M.-Y. Lyu and M. K. Brown, *ACS Catal.*, 2021, **11**, 12815; (n) G. L. Trammel, P. B. Kannangara, D. Vasko, O. Datsenko, P. Mykhailiuk and M. K. Brown, *Angew. Chem., Int. Ed.*, 2022, e202212117.
- 8 (a) S. R. Sardini and M. K. Brown, *J. Am. Chem. Soc.*, 2017, **139**, 9823; (b) K. B. Smith and M. K. Brown, *J. Am. Chem. Soc.*, 2017, **139**, 7721; (c) Y. Liao, X. Yin, X. Wang, W. Yu, D. Fang, L. Hu, M. Wang and J. Liao, *Angew. Chem., Int. Ed.*, 2020, **59**, 1176.
- 9 C. Sandford and V. K. Aggarwal, *Chem. Commun.*, 2017, **53**, 5481.
- 10 M. Koreeda and S. Koo, *Tetrahedron Lett.*, 1990, **31**, 831.
- 11 H. J. Reich and S. Wollowitz, *J. Am. Chem. Soc.*, 1982, **104**, 7051.
- 12 N. C. Bruno, M. T. Tudge and S. L. Buchwald, *Chem. Sci.*, 2013, **4**, 916.
- 13 A. S. Guram, A. O. King, J. G. Allen, X. Wang, L. B. Schenkel, J. Chan, E. E. Bunel, M. M. Faul, R. D. Larsen, M. J. Martinelli and P. J. Reider, *Org. Lett.*, 2006, **8**, 1787.
- 14 K. Hata, Y. Segawa and K. Itami, *Chem. Commun.*, 2012, **48**, 6642.
- 15 (a) J. K. Park, H. H. Lackey, M. D. Rexford, K. Kovnir, M. Shatruk and D. T. McQuade, *Org. Lett.*, 2010, **12**, 5008; (b) J. K. Park and D. T. McQuade, *Angew. Chem., Int. Ed.*, 2012, **51**, 2717; (c) J. Park and D. T. McQuade, *Synthesis*, 2012, **44**, 1485; (d) L. Delvos, A. Hensel and M. Oestreich, *Synthesis*, 2014, **46**, 2957.
- 16 E. K. Edelstein, A. C. Grote, M. P. Palkowitz and J. P. Morken, *Synlett*, 2018, **29**, 1749.
- 17 M. Odachowski, A. Bonet, S. Essafi, P. Conti-Ramsden, J. N. Harvey, D. Leonori and V. K. Aggarwal, *J. Am. Chem. Soc.*, 2016, **138**, 9521.
- 18 (a) X. S. Ma and S. B. Herzon, *J. Org. Chem.*, 2016, **81**, 8673; (b) M. Pantin, M. A. Brimble and D. P. Furkert, *J. Org. Chem.*, 2018, **83**, 7049.
- 19 E. A. Ilardi, C. E. Stivala and A. Zakarian, *Org. Lett.*, 2008, **10**, 1727.
- 20 A. Zakarian, A. Batch and R. A. Holton, *J. Am. Chem. Soc.*, 2003, **125**, 7822.
- 21 W. W. Zhang, S. L. Zhang and B. J. Li, *Angew. Chem., Int. Ed.*, 2020, **59**, 6874.
- 22 X. Du, H. Chen and Y. Liu, *Chem. –Eur. J.*, 2008, **14**, 9495.
- 23 J. A. Soderquist and H. C. Brown, *J. Org. Chem.*, 1980, **45**, 3571.

